

As filed with the Securities and Exchange Commission on June 1, 2020.

Registration No. 333-

**UNITED STATES
SECURITIES AND EXCHANGE COMMISSION**
Washington, D.C. 20549

**Form S-1
REGISTRATION STATEMENT
UNDER
THE SECURITIES ACT OF 1933**

Dynatrace, Inc.

(Exact name of registrant as specified in its charter)

Delaware (State or other jurisdiction of incorporation or organization)	7372 (Primary Standard Industrial Classification Code Number)	47-2386428 (I.R.S. Employer Identification No.)
--------------------------------------------------------------------------------------	----------------------------------------------------------------------------	--------------------------------------------------------------

**1601 Trapelo Road, Suite 116
Waltham, MA 02451
(781) 530-1000**
(Address, including zip code, and telephone number, including area code, of registrant's principal executive offices)

**Craig Newfield
General Counsel
Dynatrace, Inc.
1601 Trapelo Road, Suite 116
Waltham, MA 02451
(781) 530-1000**
(Name, address, including zip code, and telephone number, including area code, of agent for service)

Copies to:		
Kenneth J. Gordon Joseph C. Theis, Jr. Seo Salimi Goodwin Procter LLP 100 Northern Avenue Boston, MA 02210 (617) 570-1000	Bradley C. Reed, P.C. Michael P. Keeley Kirkland & Ellis LLP 300 North LaSalle Chicago, IL 60654 (312) 862-2000	Mark G. Borden David A. Westenberg Wilmer Cutler Pickering Hale and Dorr LLP 60 State Street Boston, MA 02019 (617) 526-6000

**Approximate date of commencement of proposed sale of the securities to the public:
As soon as practicable after the effective date of this Registration Statement.**

If any of the securities being registered on this Form are to be offered on a delayed or continuous basis pursuant to Rule 415 under the Securities Act of 1933, check the following box: ☐

If this Form is filed to register additional securities for an offering pursuant to Rule 462(b) under the Securities Act, check the following box and list the Securities Act registration statement number of the earlier effective registration statement for the same offering. ☐

If this Form is a post-effective amendment filed pursuant to Rule 462(c) under the Securities Act, check the following box and list the Securities Act registration statement number of the earlier effective registration statement for the same offering. ☐

If this Form is a post-effective amendment filed pursuant to Rule 462(d) under the Securities Act, check the following box and list the Securities Act registration statement number of the earlier effective registration statement for the same offering. ☐

Indicate by check mark whether the registrant is a large accelerated filer, an accelerated filer, a non-accelerated filer, smaller reporting company, or an emerging growth company. See the definitions of "large accelerated filer," "accelerated filer," "smaller reporting company," and "emerging growth company" in Rule 12b-2 of the Exchange Act.

Large accelerated filer ☐ Accelerated filer ☐ Non-accelerated filer ☒ Smaller reporting company ☐ Emerging growth company ☒

If an emerging growth company, indicate by check mark if the registrant has elected not to use the extended transition period for complying with any new or revised financial accounting standards provided pursuant to Section 7(a)(2)(B) of the Securities Act. ☐

Title of each Class of Securities to be Registered	Amount to be Registered(1)	Proposed Maximum Offering Price per Share(2)	Proposed Maximum Aggregate Offering Price(2)	Amount of Registration Fee
Common Stock, par value \$0.001 per share	28,750,000	\$37.48	1,077,550,000.00	\$139,865.99

- (1) Includes 3,750,000 shares that the underwriters have an option to purchase.
- (2) Estimated solely for the purpose of calculating the registration fee pursuant to Rule 457(c) under the Securities Act of 1933, as amended, on the basis of the average high and low sales price of the Registrant's common stock as reported by New York Stock Exchange on May 28, 2020.

The registrant hereby amends this registration statement on such date or dates as may be necessary to delay its effective date until the registrant shall file a further amendment that specifically states that this registration statement shall thereafter become effective in accordance with Section 8(a) of the Securities Act of 1933, as amended, or until this registration statement shall become effective on such date as the Securities and Exchange Commission, acting pursuant to said Section 8(a), may determine.

The information in this prospectus is not complete and may be changed. The selling stockholders may not sell these securities until the registration statement filed with the Securities and Exchange Commission is effective. This prospectus is not an offer to sell these securities and it is not soliciting an offer to buy these securities in any jurisdiction where the offer or sale is not permitted.

Subject To Completion. Dated June 1, 2020.

25,000,000 Shares



dynatrace

Common Stock

The selling stockholders identified in this prospectus are offering 25,000,000 shares of common stock. We will not receive any of the proceeds from the sale of the shares being sold by the selling stockholders.

Our common stock is listed on the New York Stock Exchange under the symbol "DT". On May 29, 2020, the last reported sale price of our common stock as reported on the New York Stock Exchange was \$38.47 per share. The final public offering price will be determined through negotiation between the selling stockholders and the lead underwriters in the offering and the recent market price used throughout the prospectus may not be indicative of the actual offering price.

Upon completion of this offering, affiliates of Thoma Bravo UGP, LLC will own approximately 44.4% of our issued and outstanding shares of common stock (or 43.2% of our issued and outstanding shares of common stock if the underwriters' option to purchase additional shares is exercised in full) assuming the number of shares offered by the affiliates of Thoma Bravo UGP, LLC, as set forth in the section titled "Principal and Selling Stockholders", remains the same. As a result, we expect that we will cease to be a "controlled company" as defined under the New York Stock Exchange listing rules and we will, subject to certain transition periods permitted by New York Stock Exchange rules, no longer rely on exemptions from corporate governance requirements that are available to controlled companies.

We are an "emerging growth company" as defined under the federal securities laws, and as such, we have elected to comply with certain reduced public company reporting requirements for this prospectus and may elect to comply with reduced public company reporting requirements in future filings.

See "Risk Factors" beginning on page 14 to read about factors you should consider before buying shares of our common stock.

Neither the Securities and Exchange Commission nor any state securities commission or other regulatory body has approved or disapproved of these securities or passed upon the accuracy or adequacy of this prospectus. Any representation to the contrary is a criminal offense.

	Per share	Total
Public offering price		
Underwriting discount ⁽¹⁾		
Proceeds, before expenses, to the Selling Stockholders		

(1) See the section titled "Underwriting" beginning on page 149 for a description of the compensation payable to the underwriters.

To the extent the underwriters sell more than 25,000,000 shares of common stock, the underwriters will have the option to purchase up to an additional 3,750,000 shares from the selling stockholders at the price to the public less the underwriting discount.

The underwriters expect to deliver the shares against payment in New York, New York on _____, 2020.

Goldman Sachs & Co. LLC

J.P. Morgan

Prospectus dated _____, 2020

TABLE OF CONTENTS

	Page
Prospectus Summary	1
Risk Factors	14
Special Note Regarding Forward-Looking Statements	48
Market and Industry Data	50
Use of Proceeds	51
Dividend Policy	52
Selected Consolidated Financial and Other Data	53
Non-GAAP Financial Measures	56
Management's Discussion and Analysis of Financial Condition and Results of Operations	59
Business	87
Management	104
Executive Compensation	111
Certain Relationships and Related Party Transactions	121
Spin-Off Transactions	126
Principal and Selling Stockholders	130
Description of Indebtedness	133
Description of Capital Stock	136
Shares Eligible for Future Sale	141
Material U.S. Federal Income Tax Considerations for Non-U.S. Holders of Our Common Stock	144
Underwriting	149
Legal Matters	154
Experts	154
Where You Can Find Additional Information	154
Index to Financial Statements	F-1

Neither we, the selling stockholders, nor the underwriters have authorized anyone to provide any information or make any representations other than the information contained in this prospectus or in any free writing prospectus prepared by or on behalf of us or to which we have referred you. We, the selling stockholders and the underwriters take no responsibility for, and can provide no assurance as to the reliability of, any other information that others may give you. If anyone provides you with different or inconsistent information, you should not rely on it.

The selling stockholders are offering to sell, and seeking offers to buy, shares of our common stock only in jurisdictions where offers and sales are permitted. The information contained in this prospectus is accurate only as of the date of this prospectus, regardless of the time of delivery of this prospectus or of any sale of our common stock. Our business, financial condition, results of operations and prospects may have changed since that date.

For investors outside of the United States: neither we, the selling stockholders, nor the underwriters have done anything that would permit this offering or possession or distribution of this prospectus in any jurisdiction where action for that purpose is required, other than in the United States. You are required to inform yourselves about and to observe any restrictions relating to this offering and the distribution of this prospectus outside of the United States.

Unless the context otherwise requires, the terms “Dynatrace,” the “Company,” “we,” “us” and “our” in this prospectus refer to Dynatrace, Inc. and its consolidated subsidiaries after giving effect to the Spin-Off Transactions described herein. The term “Thoma Bravo Funds” refers to Thoma Bravo Fund X, L.P., Thoma Bravo Fund X-A, L.P., Thoma Bravo Fund XI, L.P., Thoma Bravo Fund XI-A, L.P., Thoma Bravo Executive Fund XI, L.P., Thoma Bravo Special Opportunities Fund I, L.P. and Thoma Bravo Special Opportunities Fund I AIV, L.P., and the term “Thoma Bravo” refers to Thoma Bravo UGP, LLC, the ultimate general partner of the Thoma Bravo Funds, and, unless the context otherwise requires, its affiliated entities, including Thoma Bravo, L.P., the management company of the Thoma Bravo Funds. The term “Dynatrace®” refers to our Software Intelligence Platform.

PROSPECTUS SUMMARY

This summary highlights selected information that is presented in greater detail elsewhere in this prospectus. This summary does not contain all of the information you should consider before investing in our common stock. You should read this entire prospectus carefully, including the sections titled “Risk Factors” and “Management’s Discussion and Analysis of Financial Condition and Results of Operations” and our consolidated financial statements and the related notes included elsewhere in this prospectus, before making an investment decision.

DYNATRACE, INC.

Overview

We offer the market-leading software intelligence platform, purpose-built for dynamic multi-cloud environments. As enterprises embrace the cloud to effect their digital transformation, our all-in-one intelligence platform is designed to address the growing complexity faced by technology and digital business teams. Our platform utilizes artificial intelligence at its core and continuous automation to provide answers, not just data, about the performance of applications, the underlying hybrid cloud infrastructure, and the experience of our customers’ users. We designed our software intelligence platform to allow our customers to modernize and automate IT operations, develop and release high quality software faster, and improve user experiences for better business outcomes. As a result, as of March 31, 2020, our products are trusted by more than 2,700 customers in over 80 countries in diverse industries such as banking, insurance, retail, manufacturing, travel and software.

Today’s leading companies are striving to deliver innovative, high performance digital services to expand market opportunities, compete more effectively, and operate with increased agility. Software is increasingly essential to how enterprises seek to accomplish these goals. Applications sit at the core of this software revolution and are central to the digital transformation of these enterprises—from the mission critical enterprise applications that power factories, enable trading, manage transportation networks, and run business systems to the applications that consumers use every day to bank, shop, entertain, travel, and more.

Developing and operating software is harder than ever, largely driven by:

- 1) **Cloud Transformation:** Enterprises are building and deploying software across multiple public and on-premise platforms, creating significant visibility challenges across all of an enterprise’s hosted environments.
- 2) **Application Complexity:** Applications are increasingly complex and deployed as microservices-based architectures that are written in multiple different programming languages with hundreds of loosely coupled service connections. The scale of this complexity is heightened by the advent of the Internet of Things, which increases the number of potential sources of application failure.
- 3) **DevOps:** Ensuring that software updates work without issues has grown more challenging due to the increased frequency of software releases, reduced testing time, and the use of independent development teams.
- 4) **User Experience:** User expectations for software performance have rapidly increased and enterprises are focused on advancing branded experiences to maximize revenue, differentiate offerings, and retain competitive positions.

Traditional approaches for developing, operating, and monitoring software were not designed for dynamic multi-cloud environments. Traditional monitoring solutions were developed in an era in which applications were monolithic, updated infrequently, and run in static data center environments. These monitoring solutions, including application performance monitoring, or APM, infrastructure monitoring,

incident and alert management, and user experience monitoring, are difficult to deploy, narrow in scope, and were designed to operate in a simpler, siloed environment. Each tool in this approach only collects data about individual components of the computing stack, such as applications, infrastructures, logs, networks, or user experiences. In order to get an end-to-end view using these traditional approaches, IT teams are required to aggregate and correlate data from these disparate monitoring solutions in an attempt to identify actionable answers, including where bottlenecks occur, how best to optimize for performance and scalability, if an issue is impacting service, and if so, where to find the problem and what to do about it.

With the advent of dynamic multi-cloud environments, the challenges and limitations of traditional solutions have been exacerbated. What was once a well understood layering of applications running on operating systems on physical servers connected to physical networks has rapidly become virtualized into software at all levels. Environments have become dynamic. Applications are no longer monolithic and are fragmented into dozens to potentially thousands of microservices, written in multiple software languages. These multi-cloud environments sprawl from traditional backend applications run on relational databases and mainframes to modern IaaS platforms run on Amazon Web Services, or AWS, Microsoft Azure, or Azure, and Google Cloud Platform. All these factors result in an environment that is web-scale, extremely complex, and dynamic at all layers of the new computing stack.

We believe the scale, complexity, and dynamic nature of dynamic multi-cloud environments, including the applications that run on them, require a comprehensive monitoring strategy that we refer to as “software intelligence.” Starting in 2014, we leveraged the knowledge and experience of the same engineering team that founded Dynatrace to develop a solution to address the disruptive shift to dynamic multi-cloud environments. These efforts resulted in the creation of a new platform, the Dynatrace Software Intelligence Platform, or Dynatrace®. Dynatrace® leverages an automatic instrumentation technology that we call OneAgent®, a real-time dependency mapping system we call SmartScape®, our transaction-centric code analysis technology that we call PurePath®, and an open artificial intelligence, or AI, engine that we call Davis™ for instant answers to degradations in service, anomalies in behavior, and user impact. Dynatrace® simplifies the complexity of dynamic multi-cloud environments for architects, application teams and operations teams, while providing actionable insights that accelerate cloud migrations, cloud adoption, and DevOps success.

Unlike traditional multiple-tool approaches, Dynatrace® has been integrated with key components of multi-cloud ecosystems to support dynamic cloud orchestration, including for AWS, Azure, Google Cloud Platform, VMware Tanzu, Red Hat OpenShift, and Kubernetes. In these environments, Dynatrace® automatically launches, monitors and observes the full cloud stack and all the applications and containers running anywhere in the stack, including applications and workloads that may traverse multiple public cloud and hybrid environments. We believe that our ability to integrate Dynatrace® with cloud platforms simplifies development and operational efforts, increases visibility, and improves situational awareness for our customers.

We designed Dynatrace® to maximize flexibility and control of the rich observability data captured and analyzed by our platform. We believe that it provides the simplicity of software-as-a-service, or SaaS, with the customer option of either maintaining data in the cloud, or at the edge in customer-provisioned infrastructure, which we refer to as Dynatrace® Managed. In this managed offering, we provide updates and enhancements automatically on a monthly basis while allowing customers the flexibility and control to adhere to their own data security and sovereignty requirements.

We market Dynatrace® through a combination of our global direct sales team and a network of partners, including resellers, system integrators, and managed service providers. We target the largest 15,000 global enterprise accounts, which generally have annual revenues in excess of \$750 million.

The Dynatrace® Software Intelligence Platform has been commercially available since 2016 and is now our primary offering. The number of Dynatrace® customers increased to 2,373 as of March 31, 2020

from 1,364 as of March 31, 2019, representing year-over-year growth of 74%. As of March 31, 2020, approximately 59% of our Dynatrace® customers added to the platform since March 31, 2019 were new customers, and the remaining 41% were existing customers that either added or converted to Dynatrace® since we launched Dynatrace®. Our Dynatrace® net expansion rate was 123% as of March 31, 2020, the 8th consecutive quarter of a net expansion rate at or over 120%. See the section titled “Management’s Discussion and Analysis of Financial Condition and Results of Operations—Key Metrics.”

Our subscription revenue for the years ended March 31, 2018, 2019, and 2020 was \$257.6 million, \$349.8 million, and \$487.8 million, respectively, representing 65%, 81%, and 89%, respectively, of total revenue and year-over-year increase of 36% and 39%. Our total revenue for the years ended March 31, 2018, 2019, and 2020 was \$398.0 million, \$431.0 million, and \$545.8 million, respectively, representing a year-over-year increase of 8% and 27% in 2019 and 2020, respectively.

We had net income (loss) of \$9.2 million, \$(116.2) million, and \$(418.0) million for the years ended March 31, 2018, 2019, and 2020, respectively. Our adjusted EBITDA for the years ended March 31, 2018, 2019, and 2020 was \$92.8 million, \$92.9 million, and \$139.6 million, respectively, representing 23.3%, 21.5%, and 25.6%, respectively, of total revenue. See section titled “Non-GAAP Financial Measures” for information regarding our use of adjusted EBITDA and the reconciliation of this measure to net income (loss) determined in accordance with GAAP.

On March 11, 2020, the World Health Organization, or WHO, classified the recent novel coronavirus, or COVID-19, as a global pandemic. While the broader implications of the COVID-19 pandemic on our results of operations and overall financial performance remain uncertain, the Company assessed the potential impact on its March 31, 2020 financial statements and determined there were no material adjustments necessary with respect to these consolidated financial statements.

The economic consequences of the COVID-19 pandemic have been challenging for certain customers, and may continue to be challenging for our customers in the future. While revenue, customer retention, and earnings are relatively predictable under a subscription-based business model, the effect of the COVID-19 pandemic will not be fully reflected in the results of operations and overall financial performance of the Company until future periods given the current macroeconomic uncertainty.

Industry Background

Key trends impacting the way enterprises develop, manage, and optimize their software environment include:

Software Applications Are Central to Digital Transformation for Businesses Across All Sectors

Whether it is retailers driving higher customer engagement through mobile apps, industrial companies reducing production downtime with predictive maintenance applications, or automobile manufacturers designing self-driving cars, software is central to how enterprises deliver a differentiated user experience. At the same time, software is increasingly being embedded throughout the enterprise, managing business critical systems, such as payments processing, inventory and supply chain management, logistics, and many other front- and back-office operations.

Enterprises now focus more of their budget on software innovation and less on operating and maintaining systems in order to remain competitive. As a result, enterprises are investing in new platforms that are built to automate the development, deployment, and operation of modern software applications and accelerate the transition to dynamic multi-cloud environments. Further, maintaining visibility across a broad multi-cloud environment represents a significant challenge, which we believe is a primary reason why digital transformations are slow, often disrupted by performance issues, and can fail to achieve intended objectives.

Changing Customer Expectations are Requiring Enterprises to Prioritize the User Experience

Enterprises are increasingly seeking to differentiate their products and services based on user experiences, with digital interaction becoming the primary channel of communication between enterprises and their customers, partners, and employees. User experience is closely tied to the performance of software applications. As a result, optimal application performance and exceptional user experiences are important to the entire enterprise, not just to the IT staff that maintain these applications. We believe that the need for an exceptional user experience to engage and retain customers will continue to drive demand for instrumentation that helps enterprises to provide high quality, user-focused outcomes.

Benefits of Dynamic Multi-cloud Environments Make Them Essential for Digital Transformation

Enterprises are increasingly adopting cloud technologies to increase agility and accelerate innovation. The key advantages of dynamic multi-cloud environments include:

- ***Ability to build better applications at a faster rate.*** Cloud-based application development technologies such as container and microservices architectures, enable enterprises to focus developer resources more on creating and improving value-add application features and less on managing underlying operating systems and infrastructure. In addition to new cloud-based development technologies, enterprises are adopting new processes such as DevOps and Artificial Intelligence for IT Operations, or AIOps, that help accelerate the software delivery cycle.
- ***Operational efficiency.*** Enterprises are moving to the cloud to reduce spending on expensive and static systems, the data centers to house them, the energy to run them and the IT staff needed to maintain them.
- ***Agility.*** Cloud services can be purchased dynamically as demand ebbs and flows over time, affording greater flexibility, financial efficiencies, and scale than traditional systems. Enterprises can scale capacity up and down to address seasonality or quickly address unexpected spikes in demand without needing to purchase and maintain infrastructure for peak demand and leaving it underutilized during other times.

Shift to Dynamic Multi-cloud Environments Introduces Fundamentally New Software Delivery Challenges

While the cloud offers enterprises some clear advantages over traditional systems, moving to the cloud also creates fundamental new challenges, such as:

- ***Greater complexity.*** Multi-cloud strategies require that IT teams manage applications and ensure interoperability of operations between private and multiple public clouds, such as AWS, Azure, Google Cloud Platform, or SAP. In addition, these applications are containerized and increasingly fragmented into microservices that are hosted across multiple cloud platforms, creating interdependencies across heterogeneous environments that increase the risk of incompatibility issues and the number of potential failure points if the applications are not deployed and maintained correctly.
- ***Highly dynamic environments.*** Cloud infrastructure and applications are built to scale up or down in real-time depending upon usage and traffic. The automation required to monitor these highly dynamic environments is beyond what is required for monolithic, on-premise applications.
- ***Massive scale.*** As software becomes more critical to business success, the number and size of applications will continue to grow and encompass more features and greater functionality. At the same time, web-scale architectures are enabling enterprises to build applications that are deployed across thousands of hosts and serve millions of users.

simultaneously. The breadth of functionality and scale of deployments of dynamic multi-cloud applications regularly exceed even the largest applications built in the pre-cloud era.

- **More frequent changes to software.** The adoption of DevOps practices and cloud architectures have increased the speed at which software updates can be developed and deployed. With the application development lifecycle accelerating, enterprises must adapt their software operations environment and culture to ensure that performance and business outcomes are not adversely affected by frequent changes.

Traditional Monitoring Approaches Were Not Built for Dynamic Multi-cloud Environments

Traditional application monitoring approaches were built before dynamic multi-cloud environments became the driving force in digital transformation, and suffer from significant shortcomings when applied in cloud-based environments. Challenges of traditional monitoring solutions for multi-cloud environments include:

- **Manual configuration processes that do not scale.** Traditional monitoring tools require unique agents for each component of an application and rely on IT personnel to manually pre-configure each agent. The complexity and dynamic nature of multi-cloud applications, which can include thousands of containers and microservices, makes this multi-agent approach costly, slow, and impractical to install and maintain, especially as these applications are rapidly modified and updated.
- **Not designed to capture data across the full application stack.** Traditional APM solutions were created to view a limited portion of the full software stack and provide visibility only into individual applications, without providing visibility into how the applications are interconnected. In order to get a complete view of all applications, from the underlying infrastructure to the user experience, IT personnel are required to manually implement and manage many disparate tools. We believe this approach has resulted in enterprises overinvesting in operations and underinvesting in development, which slows innovation.
- **Only able to provide data, not answers.** Traditional monitoring tools provide data only about narrow components of the technology stack. As a result, IT teams must manually integrate and correlate the data from disparate systems and apply their own assumptions to identify the underlying cause of performance issues. This process is slow, prone to errors, and is made especially challenging by the complexity of multi-cloud applications.
- **Collect limited snapshots of data that do not provide real-time observability.** Traditional APM tools were not designed for the far larger and more complex data sets produced by multi-cloud applications and can only capture snapshots of application performance or user data. This approach requires these tools to rely on partial data sets, reducing their effectiveness in performing precise root-cause determination, adding risk, and delaying innovation. In addition, traditional monitoring tools do not provide visibility into containers and microservices, which leads to blind spots in software performance monitoring when used in cloud-based environments.
- **Lack of flexible deployment options.** Traditional monitoring solutions are either deployed as SaaS-only or on-premise-only. SaaS-only solutions often fail to meet the strict governance, security, and scale requirements of large enterprises, and were not built to monitor on-premise applications, making them incompatible with the needs of customers who manage hybrid-hosted applications. Conversely, traditional on-premise solutions were not built to manage cloud applications and are typically upgraded less frequently and thus innovate more slowly than cloud-based applications.

Our Solution

We offer the market-leading software intelligence platform, purpose-built for dynamic multi-cloud environments. We built our Dynatrace Software Intelligence Platform from the ground up to meet the challenges of running and optimizing dynamic multi-cloud environments and the applications and services that run across them. Our AI-powered, full-stack, and completely automated platform provides deep insight into dynamic, web-scale, multi-cloud ecosystems. Dynatrace® is able to provide real-time actionable insights about the performance of our customers' entire software ecosystem by integrating high fidelity, web-scale data mapping its dependencies in real-time and analyzing them with an open, explainable AI engine. Dynatrace® is brought to market through our global direct sales force and a network of partners. The combination of our market-leading platform and go-to-market strategy has allowed us to achieve the scale, growth, and margins that we believe will provide us the capital to continue investing in driving further product differentiation.

Our platform provides the following key benefits:

- **Single agent, fully automated configuration.** Dynatrace® is installed as a single agent, which we refer to as OneAgent®, that automatically configures itself, continuously discovering all components of the full-stack to enable high fidelity and web-scale data capture. OneAgent® dynamically profiles the performance of all components of the full-stack with code-level precision, even as applications and environments update and change.
- **Full-stack, all-in-one approach with deep cloud integrations.** Dynatrace® combines APM with Infrastructure Monitoring, AIOps, Digital Experience Management, or DEM, and Digital Business Analytics in a single full-stack approach. We believe that this all-in-one approach reduces the need for a variety of disparate tools and enables our customers to improve productivity and decision making while reducing operating costs. Dynatrace® provides out-of-the-box configuration for the leading cloud platforms, such as AWS, Azure, Google Cloud Platform, Red Hat OpenShift, VMware Tanzu, and SAP, as well as coverage for traditional on-premise systems, including mainframe and monolithic applications in a single, easy-to-use, intelligent platform.
- **AI-powered, answer-centric insights.** Davis™, our explainable AI engine, dynamically baselines the performance of all components in the full-stack, continually learning normal performance thresholds in order to provide precise answers when performance deviates from expected or desired conditions. Unlike correlation engines that overwhelm IT professionals with dozens of alerts from many different tools, Dynatrace® provides a single problem resolution and precise root cause determination. We believe that the accuracy and precision of the answers delivered by our AI engine enable our customers to shift from reactive remediation to proactive remediation, providing a substantial advantage in time, resource, efficiency, customer satisfaction, and business outcomes.
- **Web-scale and enterprise grade.** Dynatrace® utilizes big data architecture and enterprise-proven cloud technologies that are engineered for web-scale environments. With role-based access and advanced security functionality, Dynatrace® was purpose-built for enterprise-wide adoption by the largest companies in the world.
- **Flexible deployment options.** We deploy our platform as a SaaS solution, with the option of retaining the data in the cloud, or at the edge in customer-provisioned infrastructure, which we refer to as Dynatrace® Managed. The Dynatrace® Managed offering allows customers to maintain control of the environment where their data resides, whether in the cloud or on-premise, combining the simplicity of SaaS with the ability to adhere to their own data security and sovereignty requirements. Our Mission Control center automatically upgrades all Dynatrace® instances and offers on-premise cluster customers auto-deployment options that suit their specific enterprise management processes.

Our Opportunity

We believe that our full-stack, all-in-one, software intelligence platform, Dynatrace®, has the ability to expand our potential market opportunity by allowing us to offer our solutions into adjacent markets beyond APM, replacing traditional monitoring tools, and potentially disrupting various well-established IT spending categories, such as infrastructure monitoring, alert and incident management, and network monitoring, as dynamic multi-cloud computing replaces traditional data centers. According to Gartner, the global IT operations software market was estimated to be \$29 billion in 2019 and is expected to grow at a compound annual growth rate of 6.7% to \$37.5 billion in 2023.

We believe a significant portion of our market opportunity remains unpenetrated today. Gartner estimates that enterprises will quadruple their APM use due to increasingly digitized business processes from 2018 through 2021, to reach 20% of all business applications. As this trend continues, we believe there is an opportunity to increase our annual recurring revenue as enterprise customers expand the number of applications instrumented.

We estimate that the annual potential market opportunity for our Dynatrace® solution is currently approximately \$20 billion. We calculated this figure using the largest 15,000 global enterprises with greater than \$750 million in annual revenue, as identified by S&P Capital IQ in February 2019. We then banded these companies by revenue scale, and multiplied the total number of companies in each band by our calculated annualized booking per customer for companies in each respective band. The calculated annualized bookings per customer applied for each band is calculated using internal company data of actual customer spend. For each respective band, we calculate the average annualized bookings per customer of the top 10% of customers in the band, which we believe to be representative of having achieved broader implementation of our solutions within their enterprises. We believe our potential market opportunity could expand further as enterprises increasingly instrument, monitor, and optimize more of their applications and underlying infrastructure.

Our Growth Strategy

- **Extend our technology and market leadership position.** We intend to maintain our position as the market-leading software intelligence platform through increased investment in research and development and continued innovation. We expect to focus on expanding the functionality of Dynatrace® and investing in capabilities that address new market opportunities. We believe this strategy will enable new growth opportunities and allow us to continue to deliver differentiated high-value outcomes to our customers.
- **Grow our customer base.** We intend to drive new customer growth by expanding our direct sales force focused on the largest 15,000 global enterprise accounts, which generally have annual revenues in excess of \$750 million. In addition, we expect to leverage our global partner ecosystem to add new customers in geographies where we have direct coverage and work jointly with our partners. In other geographies, we utilize a multi-tier “master reseller” model, such as in Africa, Japan, the Middle East, Russia, and South Korea.
- **Increase penetration within existing customers.** We plan to continue to increase the penetration within our existing customers by expanding the breadth of our platform capabilities to provide for continued cross-selling opportunities. In addition, we believe the ease of implementation for Dynatrace® provides us the opportunity to expand adoption within our existing enterprise customers, across new customer applications, and into additional business units or divisions. Once customers are on the Dynatrace® platform, we have seen significant dollar-based net expansion due to the ease of use and power of our new platform.
- **Enhance our strategic partner ecosystem.** Our strategic partners include industry-leading system integrators, software vendors, and cloud and technology providers. We intend to continue to invest in our partner ecosystem, with a particular emphasis on expanding our

strategic alliances and cloud-focused partnerships, such as AWS, Azure, Google Cloud Platform, Red Hat OpenShift, and VMware Tanzu.

Our Initial Public Offering and Follow-On Offerings

In August 2019, we completed our initial public offering, or IPO, in which we issued and sold 38,873,174 shares of our common stock at a price to the public of \$16.00 per share, including 4,873,174 shares sold to the underwriters pursuant to their full exercise of the option to purchase additional shares. Certain of our stockholders sold an additional 2,077,879 shares at the public offering price, including 468,267 shares sold to the underwriters pursuant to their full exercise of the option to purchase additional shares. We received net proceeds of \$585.3 million after deducting underwriting discounts and commissions and other offering expenses. We did not receive any proceeds from the sale of shares by our stockholders.

In December 2019, we completed a follow-on offering for the sale of 31,625,000 shares of our common stock sold by certain of our stockholders, including 4,125,000 shares sold to the underwriters pursuant to their full exercise of the option to purchase additional shares, at an offering price of \$24.75 per share. We did not receive any proceeds from the sale of common stock by the selling stockholders.

In February 2020, we completed a follow-on offering for the sale of 25,000,000 shares of our common stock sold by certain of our stockholders at an offering price of \$34.50 per share. We did not receive any proceeds from the sale of common stock by the selling stockholders.

Our Sponsor

Thoma Bravo is a leading investment firm building on a more than 35-year history of providing capital and strategic support to experienced management teams and growing companies. Thoma Bravo has invested in many fragmented, consolidating industry sectors in the past, but has become known particularly for its history of successful investments in the application, infrastructure and security software and technology-enabled services sectors, which have been its investment focus for more than 15 years. Thoma Bravo manages a series of investment funds representing more than \$35 billion of capital commitments.

Risks Affecting Us

We are subject to a number of risks, including risks that may prevent us from achieving our business objectives or that may adversely affect our business, financial condition, results of operations and prospects. You should carefully consider the risks described under the heading "Risk Factors" included elsewhere in this prospectus. These risks include, among others:

- The effects of the COVID-19 pandemic have materially affected how we and our customers are operating our businesses, and the duration and extent to which this will impact our future results of operations and overall financial performance remains uncertain.
- Our failure to achieve and maintain an effective system of internal control over financial reporting may result in material misstatements of our financial statements or cause us to fail to meet our periodic reporting obligations.
- We have experienced rapid subscription revenue growth in recent periods, and our recent growth rates may not be indicative of our future growth.
- Our substantial level of indebtedness could materially and adversely affect our financial condition.
- Market adoption of software intelligence solutions for application performance monitoring, digital experience monitoring, infrastructure monitoring, AIOps and business intelligence and

analytics market is relatively new and may not grow as we expect, which may harm our business and prospects.

- Our business is dependent on overall demand for software intelligence solutions and therefore reduced spending on software intelligence solutions or overall adverse economic conditions may negatively affect our business, operating results and financial condition.
- If we cannot successfully execute on our strategy and continue to develop and effectively market solutions that anticipate and respond to the needs of our customers, our business, operating results and financial condition may suffer.
- We may experience a loss of customers and annualized recurring revenue as customers convert from our Classic products to our Dynatrace® platform.
- We face significant competition which may adversely affect our ability to add new customers, retain existing customers and grow our business.
- Failure to protect and enforce our proprietary technology and intellectual property rights could substantially harm our business, operating results and financial condition.
- We expect that we will cease to be a controlled company within the meaning of the New York Stock Exchange rules and, as a result, we will, subject to certain transition periods permitted by New York Stock Exchange rules, no longer rely on exemptions from corporate governance requirements that are available to controlled companies. Upon the completion of this offering, our executive officers, directors, and Thoma Bravo will beneficially own approximately 45.8% of our issued and outstanding shares of common stock, assuming the number of shares offered by the affiliates of Thoma Bravo, as set forth in the section titled "Principal and Selling Stockholders", remains the same.
- Thoma Bravo has a controlling influence over matters requiring stockholder approval, which may have the effect of delaying or preventing changes of control or limiting the ability of other stockholders to approve transactions they deem to be in their best interest.

Corporate Information

Our principal executive offices are located at 1601 Trapelo Road, Suite 116, Waltham, MA 02451 and our telephone number at that address is (781) 530-1000. Our website address is www.dynatrace.com. Information contained on, or that can be accessed through, our website does not constitute part of this prospectus, and inclusions of our website address in this prospectus are inactive textual references only.

The Dynatrace design logo and our other registered or common law trademarks, service marks or trade names appearing in this prospectus are the property of Dynatrace LLC. This prospectus includes our trademarks and trade names, including, without limitation, Dynatrace®, OneAgent®, SmartScape®, PurePath® and Davis™, which are our property and are protected under applicable intellectual property laws. Other trademarks and trade names referred to in this prospectus are the property of their respective owners.

Emerging Growth Company

We are an emerging growth company within the meaning of the Jumpstart Our Business Startups Act of 2012, or the JOBS Act. As an emerging growth company, we may take advantage of certain exemptions from various public reporting requirements, including the requirement that we provide more than two years of audited financial statements and related management's discussion and analysis of financial condition and results of operations, that our internal control over financial reporting be audited by our independent registered public accounting firm pursuant to Section 404 of the Sarbanes-Oxley Act of 2002, or the Sarbanes-Oxley Act, that we provide certain disclosures regarding executive compensation,

and that we hold nonbinding stockholder advisory votes on executive compensation and any golden parachute payments not previously approved. We may take advantage of these exemptions until we are no longer an emerging growth company.

In addition, under the JOBS Act, emerging growth companies can delay adopting new or revised accounting standards until such time as those standards apply to private companies. We have elected to take advantage of the longer phase-in periods for the adoption of new or revised financial accounting standards under the JOBS Act until we are no longer an emerging growth company. Our election to use the phase-in periods permitted by this election may make it difficult to compare our financial statements to those of non-emerging growth companies and other emerging growth companies that have opted out of the longer phase-in periods permitted under the JOBS Act and who will comply with new or revised financial accounting standards. If we were to subsequently elect instead to comply with public company effective dates, such election would be irrevocable pursuant to the JOBS Act.

We will remain an emerging growth company until the earliest to occur of (i) the last day of the fiscal year in which we have more than \$1.07 billion in annual revenue; (ii) the date on which we become a “large accelerated filer” (the fiscal year-end on which more than \$700 million of equity securities are held by non-affiliates as of the last day of our then most recently completed second fiscal quarter (and we have been a public company for at least 12 months and have filed one annual report on Form 10-K)); (iii) the date on which we have issued, in any three-year period, more than \$1.0 billion in non-convertible debt securities; and (iv) the last day of the fiscal year ending March 31, 2024.

THE OFFERING

Common stock offered by the selling stockholders	25,000,000 shares.
Option to purchase additional shares of common stock from the selling stockholders	The selling stockholders have granted the underwriters an option, exercisable for 30 days after the date of this prospectus, to purchase up to 3,750,000 additional shares of common stock from the selling stockholders.
Common stock to be outstanding after this offering	280,853,040 shares.
Use of proceeds	The selling stockholders will receive all of the net proceeds from this offering and we will not receive any proceeds from the sale of shares in this offering. See section titled "Use of Proceeds" for additional information.
Loss of controlled company status	After this offering, the Thoma Bravo Funds will own approximately 44.4% of our issued and outstanding shares of common stock (or 43.2% of our issued and outstanding shares of common stock if the underwriters' option to purchase additional shares from the selling stockholders is exercised in full). As a result, we expect that we will cease to be a controlled company as defined under the NYSE listing rules and we will, subject to certain transition periods permitted by the NYSE rules, no longer rely on exemptions from corporate governance requirements that are available to controlled companies.
Risk factors	See section titled "Risk Factors" and other information included in this prospectus for a discussion of factors you should carefully consider before deciding to invest in our common stock.
New York Stock Exchange symbol	"DT".

The number of shares of our common stock to be outstanding after this offering is based on 280,853,040 shares of common stock outstanding as of March 31, 2020, and excludes:

- 7,146,820 shares of common stock issuable upon the exercise of outstanding stock options as of March 31, 2020, at a weighted-average exercise price of \$16.26 per share;
- 3,123,142 shares of common stock issuable upon the vesting of restricted stock unit awards as of March 31, 2020;
- 21,771,880 shares of common stock reserved for future issuance pursuant to our 2019 Equity Incentive Plan; and
- 6,250,000 shares of our common stock reserved for future issuance under our 2019 Employee Stock Purchase Plan.

Except as otherwise indicated, all information contained in this prospectus assumes no exercise of outstanding options and no settlement of outstanding restricted stock unit awards subsequent to March 31, 2020.

SUMMARY CONSOLIDATED FINANCIAL AND OTHER DATA

You should read the following summary consolidated financial data together with our consolidated financial statements and the related notes appearing at the end of this prospectus and the “Selected Consolidated Financial Data” and “Management’s Discussion and Analysis of Financial Condition and Results of Operations” sections of this prospectus. We have derived the consolidated statement of operations data for the years ended March 31, 2018, 2019, and 2020 and the selected consolidated balance sheet data as of March 31, 2019 and 2020 set forth below from our audited consolidated financial statements appearing at the end of this prospectus. The consolidated statements of operations data for the year ended March 31, 2017 are derived from our audited consolidated financial statements that are not included in this prospectus. Our historical results are not necessarily indicative of results that may be expected in the future.

The following tables present selected consolidated financial data for the periods indicated.

	Year Ended March 31,			
	2017	2018	2019	2020
	(in thousands)			
Consolidated Statements of Operations Data:				
Revenue:				
Subscription	\$ 232,783	\$ 257,576	\$ 349,830	\$ 487,817
License	130,738	98,756	40,354	12,686
Service	42,856	41,715	40,782	45,300
Total revenue	406,377	398,047	430,966	545,803
Cost of revenue:				
Cost of subscription	52,176	48,270	56,934	73,193
Cost of service	30,735	30,316	31,529	39,289
Amortization of acquired technology	19,261	17,948	18,338	16,449
Total cost of revenue (1)	102,172	96,534	106,801	128,931
Gross Profit	304,205	301,513	324,165	416,872
Operating expenses:				
Research and development (1)	52,885	58,320	76,759	119,281
Sales and marketing (1)	129,971	145,350	178,886	266,175
General and administrative (1)	49,232	64,114	91,778	161,983
Amortization of other intangibles	51,947	50,498	47,686	40,280
Restructuring and other	7,637	4,990	1,763	1,092
Total operating expenses	291,672	323,272	396,872	588,811
Income (loss) from operations	12,533	(21,759)	(72,707)	(171,939)
Other expense, net	(28,926)	(30,016)	(67,204)	(46,594)
Loss before income taxes	(16,393)	(51,775)	(139,911)	(218,533)
Income tax benefit (expense)	17,189	60,997	23,717	(199,491)
Net income (loss)	\$ 796	\$ 9,222	\$ (116,194)	\$ (418,024)
Net income (loss) per share, basic and diluted (2)	\$ 0.00	\$ 0.04	\$ (0.49)	\$ (1.58)
Weighted average shares used in computing net income (loss) per share, basic and diluted (2)	228,540	231,956	235,939	264,933

- (1) The following table summarizes the classification of share-based compensation expense in our consolidated statements of operations:

	Year Ended March 31,			
	2017	2018	2019	2020
	(in thousands)			
Cost of revenue	\$ 28	\$ 1,720	\$ 5,777	\$ 18,685
Research and development	71	3,858	12,566	38,670
Sales and marketing	122	7,536	24,673	84,698
General and administrative	128	9,180	28,135	80,425
Total share-based compensation	\$ 349	\$ 22,294	\$ 71,151	\$ 222,478

- (2) See Note 15 to our consolidated financial statements appearing at the end of this prospectus for further details on the calculations of basic and diluted net income (loss) per share.

	As of	
	March 31, 2019	March 31, 2020
	(in thousands)	
Consolidated Balance Sheet Data:		
Cash and cash equivalents	\$ 51,314	\$ 213,170
Working capital, excluding deferred revenue (1)	132,239	365,085
Total assets	1,811,366	2,042,080
Deferred revenue, current and non-current portion	365,745	444,771
Long-term debt, net of current portion	1,011,793	509,985
Total liabilities	2,201,624	1,080,583
Total shareholders' equity / member's deficit	(390,258)	961,497

- (1) We define working capital as current assets less current liabilities, excluding related-party payables.

Key Metrics

In addition to our financial information presented in accordance with GAAP, we use a number of operating and financial metrics, including the following key metrics, to clarify and enhance our understanding of past performance and future prospects.

Customers, Annual Recurring Revenue ("ARR"), Net Expansion Rate and Total ARR

	As of							
	6/30/2018	9/30/2018	12/31/2018	3/31/2019	6/30/2019	9/30/2019	12/31/2019	3/31/2020
Number of Dynatrace® Customers	733	899	1,149	1,364	1,578	1,828	2,208	2,373
Dynatrace® ARR (in thousands)	\$ 118,371	\$ 159,949	\$ 226,976	\$ 282,815	\$ 326,298	\$ 376,816	\$ 465,885	\$ 527,830
Classic ARR (in thousands)	\$ 187,732	\$ 166,490	\$ 145,341	\$ 120,459	\$ 111,324	\$ 94,090	\$ 68,605	\$ 44,928
Total ARR (in thousands)	\$ 306,103	\$ 326,439	\$ 372,317	\$ 403,274	\$ 437,622	\$ 470,906	\$ 534,490	\$ 572,758
Dynatrace® Net Expansion Rate	120%+	120%+	120%+	120%+	120%+	120%+	120%+	120%+

For an explanation of our key metrics, see section titled "Management's Discussion and Analysis of Financial Condition and Results of Operations—Key Metrics."

RISK FACTORS

Investing in our common stock involves a high degree of risk. You should carefully consider the risks and uncertainties described below, together with all of the other information in this prospectus, including the section titled "Management's Discussion and Analysis of Financial Condition and Results of Operations" and our consolidated financial statements and related notes, before making a decision to invest in our common stock. The risks and uncertainties described below may not be the only ones we face. If any of the risks actually occur, our business, operating results, financial condition and prospects could be materially and adversely affected. In that event, the market price of our common stock could decline, and you could lose all or part of your investment.

Risks Related to Our Business

The effects of the COVID-19 pandemic have materially affected how we and our customers are operating our businesses, and the duration and extent to which this will impact our future results of operations and overall financial performance remains uncertain.

In December 2019, a novel coronavirus disease, or COVID-19, was reported and in January 2020, the World Health Organization, or WHO, declared it a Public Health Emergency of International Concern. On February 28, 2020, the WHO raised its assessment of the COVID-19 threat from high to very high at a global level due to the continued increase in the number of cases and affected countries, and on March 11, 2020, the WHO characterized COVID-19 as a pandemic. The COVID-19 pandemic, which has continued to spread, and the related adverse public health developments, including orders to shelter-in-place, travel restrictions, and mandated business closures, have adversely affected workforces, organizations, customers, economies, and financial markets globally, leading to an economic downturn and increased market volatility. It has also disrupted the normal operations of many businesses, including ours.

As a result of the COVID-19 pandemic, we have temporarily closed our global offices, including our corporate headquarters and R&D labs, suspended all company-related travel, and substantially all Dynatrace employees globally are required to work from home for the foreseeable future. We shifted our annual Sales Kickoff and other events to virtual-only experiences, and have either canceled or changed other customer and industry events to dial-in experiences. We may deem it advisable to similarly alter, postpone or cancel entirely additional customer, employee or industry events in the future, including Perform 2021. All of these changes may disrupt the way we operate our business. Given that the economic consequences of the COVID-19 pandemic have been exceptionally challenging for many of our customers and prospects, we have offered extended free trial periods in certain circumstances, changed how we spend on marketing and lead generation activities, and slowed down the pace at which we are hiring new employees.

Moreover, the conditions caused by the COVID-19 pandemic can affect the rate of spending on software products and could adversely affect our customers' ability or willingness to purchase our offerings; the timing of our current or prospective customers' purchasing decisions; pricing discounts or extended payment terms; reductions in the amount or duration of customers' subscription contracts or term licenses; or increase customer attrition rates, all of which could adversely affect our future sales, operating results and overall financial performance.

Our operations have also begun to be affected by a range of external factors related to the COVID-19 pandemic that are not within our control. For example, many cities, counties, states, and even countries have imposed or may impose a wide range of restrictions on the physical movement of our employees, partners and customers to limit the spread of COVID-19. If the COVID-19 pandemic starts to have a substantial impact on the productivity of our employees, and partners or a continued substantial impact on the attendance of our employees, or a continued and substantial impact on the ability of our customers to purchase our offerings, our results of operations and overall financial performance may be harmed.

The duration and extent of the impact from the COVID-19 pandemic depends on future developments that cannot be accurately predicted at this time, such as the severity and transmission rate of the virus, the extent and effectiveness of containment actions, the disruption caused by such actions, and the impact of these and other factors on our employees, customers, partners, vendors and the global economy. If we are not able to respond to and manage the impact of such events effectively, our business will be harmed.

To the extent the COVID-19 pandemic adversely affects our business and financial results, it may also have the effect of heightening many of the other risks described in this "Risk Factors" section, including, in particular, risks related to our ability to secure customer renewals, the addition of new customers and increased revenue from existing customers, risks that our operating results could be negatively affected by changes in the sizes or types of businesses that purchase our platform and the risk that weakened global economic conditions may harm our industry, business and results of operations.

We have experienced rapid subscription revenue growth in recent periods, and our recent growth rates may not be indicative of our future growth.

We have experienced rapid subscription revenue growth in recent periods. From the year ended March 31, 2018 to the year ended March 31, 2019, our subscription revenue grew 36% from \$257.6 million to \$349.8 million, respectively. From the year ended March 31, 2019 to the year ended March 31, 2020, our subscription revenue grew 39% from \$349.8 million to \$487.8 million, respectively. From the year ended March 31, 2018 to the year ended March 31, 2019, subscription revenue as a percentage of total revenue grew from 65% to 81%, respectively. From the year ended March 31, 2019 to the year ended March 31, 2020, subscription revenue as a percentage of total revenue grew from 81% to 89% respectively. This subscription revenue growth may not be indicative of our future subscription revenue growth and we may not be able to sustain revenue growth consistent with recent history, or at all. We believe our ability to continue to increase our revenue depends on a number of factors, including, but not limited to:

- our ability to attract new customers and retain and increase sales to existing customers;
- our ability to continue to expand customer adoption of our Dynatrace ® platform, including the conversion of customers from our Classic products;
- our ability to develop our existing platform and introduce new solutions on our platform;
- continued growth of cloud-based services and solutions;
- our ability to continue to develop and offer products and solutions that are superior to those of our competitors;
- our ability to retain customers;
- our ability to expand into new geographies and markets, including the business intelligence and data analytics market;
- and
- our ability to hire and retain sufficient numbers of sales and marketing, research and development and general and administrative personnel, and expand our global operations.

If we are unable to achieve any of these requirements, our subscription revenue growth will be adversely affected.

Our quarterly and annual operating results may be adversely affected due to a variety of factors, which could make our future results difficult to predict.

Our annual and quarterly revenue and operating results have fluctuated significantly in the past and may vary significantly in the future due to a variety of factors, many of which are outside of our control. Our financial results in any one quarter may not be meaningful and should not be relied upon as indicative of future performance. If our revenues, earnings or operating results fall below the expectations of investors or securities analysts in a particular quarter, or below any guidance that we may provide, the price of our common stock could decline. We may not be able to accurately predict our future billings, revenues, earnings or operating results. Some of the important factors that may cause our operating results to fluctuate from quarter to quarter or year to year include:

- fluctuations in the demand for our solutions, and the timing of purchases by our customers, particularly larger purchases;
- fluctuations in the rate of utilization by enterprise customers of the cloud to manage their business needs, or a slow-down in the migration of enterprise systems to the cloud;
- our ability to attract new customers and retain existing customers;
- our ability to expand into new geographies and markets, including the business intelligence and data analytics market;
- the budgeting cycles and internal purchasing priorities of our customers;
- changes in customer renewal rates, churn and our ability to cross-sell additional solutions to our existing customers and our ability to up-sell additional quantities of previously purchased products to existing customers;
- the seasonal buying patterns of our customers;
- the payment terms and contract term length associated with our product sales and their effect on our billings and free cash flow;
- changes in customer requirements or market needs;
- the emergence of significant privacy, data protection, security or other threats, regulations or requirements applicable to the use of enterprise systems or cloud-based systems that we are not prepared to meet or that require additional investment by us;
- changes in the demand and growth rate of the market for software and systems monitoring and analytics solutions;
- our ability to anticipate or respond to changes in the competitive landscape, or improvements in the functionality of competing solutions that reduce or eliminate one or more of our competitive advantages;
- our ability to timely develop, introduce and gain market acceptance for new solutions and product enhancements;
- our ability to adapt and update our products and solutions on an ongoing and timely basis in order to maintain compatibility and efficacy with the frequently changing and expanding variety of software and systems that our products are designed to monitor;
- our ability to maintain and expand our relationships with strategic technology partners, who own, operate and offer the major platforms on which cloud applications operate, with which

we must interoperate and remain compatible, and from which we must obtain certifications and endorsements in order to maintain credibility and momentum in the market;

- our ability to control costs, including our operating expenses;
- our ability to efficiently complete and integrate any acquisitions or business combinations that we may undertake in the future;
- general economic, industry and market conditions, both domestically and in our foreign markets;
- the emergence of new technologies or trends in the marketplace;
- foreign currency exchange rate fluctuations;
- the timing of revenue recognition for our customer transactions, and the effect of the mix of time-based licenses, SaaS subscriptions and perpetual licenses on the timing of revenue recognition;
- extraordinary expenses, such as litigation or other dispute-related settlement payments; and
- future accounting pronouncements or changes in our accounting policies.

Any one of the factors referred to above or the cumulative effect of some of the factors referred to above may result in our operating results being below our expectations and the expectations of securities analysts and investors, or may result in significant fluctuations in our quarterly and annual operating results, including fluctuations in our key performance indicators. This variability and unpredictability could result in our failure to meet our business plan or the expectations of securities analysts or investors for any period. In addition, a significant percentage of our operating expenses are fixed in nature in the short term and based on forecasted revenue trends. Accordingly, in the event of revenue shortfalls, we are generally unable to mitigate the negative impact on margins in the short term.

Our debt obligations contain restrictions that impact our business and expose us to risks that could adversely affect our liquidity and financial condition.

At March 31, 2020, we had approximately \$550.0 million of aggregate indebtedness, as defined in the Credit Agreement, consisting of \$ 521.1 million outstanding under our first lien term loan facility, \$15.3 million outstanding under a \$25.0 million letter of credit sub-facility and \$ 11.1 million in unamortized debt issuance fees. Under our first lien term loan facility, we are required to repay approximately \$2.4 million of principal at the end of each quarter (commencing March 31, 2019) and are required to pay accrued interest on the last day of each interest accrual period. During the second quarter of fiscal 2020, we repaid all outstanding borrowings and accrued interest under our second lien term loan facility and recognized a loss on debt extinguishment of \$2.7 million within "Interest expense, net" in the consolidated statements of operations for the year ended March 31, 2020. Interest accrual periods under each loan facility are typically one month in duration. The actual amounts of our debt servicing payments vary based on the amounts of indebtedness outstanding, the applicable interest accrual periods and the applicable interest rates, which vary based on prescribed formulas. Our cash paid for interest was approximately \$38,000, \$41.0 million, and \$39.6 million during the years ended March 31, 2018, 2019, and 2020.

The credit and guaranty agreement, which we refer to as our Credit Agreement, governing our term loan facility and our revolving credit facility, which we refer to as our Credit Facility, contains various covenants that are operative so long as our Credit Facility remains outstanding. The covenants, among other things, limit our and certain of our subsidiaries' abilities to:

- incur additional indebtedness or guarantee indebtedness of others;
- create additional liens on our assets;

- pay dividends and make other distributions on our capital stock, and redeem and repurchase our capital stock;
- make investments, including acquisitions;
- make capital expenditures;
- enter into mergers or consolidations or sell assets;
- engage in sale and leaseback transactions; or
- enter into transactions with affiliates.

Our Credit Facility also contains numerous affirmative covenants, including financial covenants. Even if our Credit Facility is terminated, any additional debt that we incur in the future could subject us to similar or additional covenants. For a more detailed description of our indebtedness, see “Description of Indebtedness.”

If we experience a decline in cash flow due to any of the factors described in this “Risk Factors” section or otherwise, we may have difficulty paying the interest and principal amount of our outstanding indebtedness and meeting the financial covenants set forth in our Credit Facility. If we are unable to generate sufficient cash flow or otherwise to obtain the funds necessary to make required payments under our Credit Facility, or if we fail to comply with the various requirements of our indebtedness, we could default under our Credit Facility. Our Credit Facility also contains provisions that trigger repayment obligations or an event of default upon a change of control, as well as various representations and warranties which, if breached, could lead to an event of default. Any such default that is not cured or waived could result in an acceleration of indebtedness then outstanding under our Credit Facility, an increase in the applicable interest rates under our Credit Facility, and a requirement that our subsidiaries that have guaranteed our Credit Facility pay the obligations in full, and would permit the lenders to exercise remedies with respect to all of the collateral that is securing our Credit Facility, including substantially all of our and our subsidiary guarantors’ assets. We cannot be certain that our future operating results will be sufficient to ensure compliance with the covenants in our Credit Agreement or to remedy any defaults under our Credit Agreement. In addition, in the event of any default and related acceleration, we may not have or be able to obtain sufficient funds to make any accelerated payments. Any such default could have a material adverse effect on our liquidity, financial condition and results of operations.

Our substantial level of indebtedness could materially and adversely affect our financial condition.

We now have, and expect to continue to have, significant indebtedness that could result in a material and adverse effect on our business by:

- increasing our vulnerability to general adverse economic and industry conditions;
- requiring us to dedicate a substantial portion of our cash flow from operations to payments on our indebtedness, thereby reducing the availability of our cash flow to fund working capital, capital expenditures, acquisitions, research and development efforts and other general corporate purposes;
- limiting our flexibility in planning for, or reacting to, changes in our business and the industry in which we operate; and
- exposing us to the risk of increased interest rates as certain of our borrowings are, and may in the future be, at variable interest rates.

The occurrence of any one of these events could have a material adverse effect on our business, financial condition, results of operations and ability to satisfy our obligations under our Credit Facility.

We may need to refinance all or a portion of our indebtedness, including our Credit Facility, at or before maturity. We may not be able to accomplish any of these alternatives on terms acceptable to us, or at all. In addition, our existing Credit Agreement restricts us, and future credit agreements may restrict us, from adopting any of these alternatives. The failure to generate sufficient cash flow or to achieve any of these alternatives could materially adversely affect our ability to pay the amounts due under our Credit Agreement.

Changes in U.S. tax law could adversely affect our business and financial condition.

The laws, rules and regulations dealing with U.S. federal, state, and local income taxation are constantly under review by persons involved in the legislative process and by the Internal Revenue Service and the U.S. Treasury Department. Changes to tax laws (which changes may have retroactive application) could adversely affect us or holders of our common stock. In recent years, many changes have been made to applicable tax laws and changes are likely to continue to occur in the future.

For example, the Tax Cuts and Jobs Act, or the TCJA, was enacted in 2017 and made significant changes to corporate taxation, including the reduction of the corporate tax rate from a top marginal rate of 35% to a flat rate of 21%, the limitation of the tax deduction for net interest expense to 30% of adjusted taxable income (except for certain small businesses), the limitation of the deduction for net operating losses from taxable years beginning after December 31, 2017 to 80% of current year taxable income and the elimination of net operating loss carrybacks generated in taxable years ending after December 31, 2017 (though any such net operating losses may be carried forward indefinitely), and the modification or repeal of many business deductions and credits. In addition, on March 27, 2020, President Trump signed into law the “Coronavirus Aid, Relief, and Economic Security Act” or the CARES Act, which included certain changes in tax law intended to stimulate the U.S. economy in light of the COVID-19 coronavirus outbreak, including temporary beneficial changes to the treatment of net operating losses, interest deductibility limitations and payroll tax matters.

It cannot be predicted whether, when, in what form, or with what effective dates, new tax laws may be enacted, or regulations and rulings may be enacted, promulgated or issued under existing or new tax laws, which could result in an increase in our or our shareholders’ tax liability or require changes in the manner in which we operate in order to minimize or mitigate any adverse effects of changes in tax law or in the interpretation thereof.

The Compuware Spin-Off and the SIGOS Spin-Off were taxable transactions for us, and we will be subject to tax liabilities in connection with such transactions.

Neither the Compuware Spin-Off nor the SIGOS Spin-Off discussed in this prospectus in the section entitled “Spin-Off Transactions” qualified as a tax-free spin-off under Section 355 or other provisions of the Internal Revenue Code, or the Code. Estimated corporate-level U.S. federal, state and local taxes, or the Estimated Compuware Spin Tax Liability, were paid by us in connection with the Compuware Spin-Off and in connection therewith, Compuware distributed to us \$265.0 million, as described below. These estimated taxes were generally based upon the gain computed as the difference between the fair market value of the Compuware assets distributed and the adjusted tax basis in such assets. We did not have sufficient losses available to fully offset the gain we expect to realize as a result of the Compuware Spin-Off. We do not believe we incurred any material tax liabilities in connection with the SIGOS Spin-Off because the estimated fair market value of the SIGOS assets was materially similar to the adjusted tax basis in such assets.

Pursuant to a Master Structuring Agreement, Compuware distributed to us an amount equal to \$ 265.0 million concurrently with the Compuware Spin-Off in connection with the estimated tax liability. See “Spin-Off Transactions—Master Structuring Agreement.” However, the actual amount of our tax liability relating to the Compuware Spin-Off will not be determined until we complete our applicable tax returns with respect to the taxable period that includes the Compuware Spin-Off, as certain factors within these returns will determine the effective rate at which the gain will be taxed. We would be solely responsible for

any amount of taxes owed in excess of the Estimated Compuware Spin Tax Liability, which amount could be material, and Compuware will not pay or reimburse us for such amount. We have calculated an Estimated Compuware Spin Tax Liability of \$251.8 million and paid such amounts to the relevant tax authorities. Although the Estimated Compuware Spin Tax Liability has been calculated based on a third-party valuation of Compuware and we believe is a reasonable estimate of the taxes owed by us with respect to the Compuware Spin-Off, we cannot offer any assurances that the final tax liability will not be different. Any tax liabilities in excess of the Estimated Compuware Spin Tax Liability may adversely affect our results of operations.

In addition, if the Internal Revenue Service or other taxing authorities were to successfully challenge in an audit or other tax dispute the amount of taxes owed in connection with the Compuware Spin-Off or the SIGOS Spin-Off, we could be liable for additional taxes, including interest and penalties. We would be responsible for any such additional amounts, which would not be reimbursed to us by Compuware. While we have obtained an insurance policy that provides coverage if the Internal Revenue Service or other taxing authorities assert that additional taxes are owed in connection with the Compuware Spin-Off, such policy is subject to certain limitations and exclusions, and we cannot offer any assurances that such policy will fully cover any additional taxes owed by us. We did not obtain a tax insurance policy relating to the SIGOS Spin-Off. Any tax liabilities determined to be owed by us relating to the Compuware Spin-Off or the SIGOS Spin-Off following an audit or other tax dispute may adversely affect our results of operations.

Federal and state fraudulent transfer laws may permit a court to avoid Compuware's distribution to us to partially satisfy the estimated tax liability incurred by us from the Compuware Spin-Off.

On July 31, 2019, Compuware distributed \$265.0 million to us to partially or wholly satisfy the estimated tax liability incurred by us in connection with the Compuware Spin-Off. See "Spin-Off Transactions." Such distribution might be subject to challenge under federal and state fraudulent conveyance laws even if the distribution was completed. Under applicable laws, the distribution could be avoided as a fraudulent transfer or conveyance if, among other things, the transferor received less than reasonably equivalent value or fair consideration in return for, and was insolvent or rendered insolvent by reason of, the transfer. Alternatively, the distribution could be avoided as a preference if Compuware were to commence a bankruptcy case within one year following the distribution if we are deemed to be an "insider" with respect to Compuware under the U.S. Bankruptcy Code.

We cannot be certain as to the standards a court would use to determine whether or not Compuware was insolvent at the relevant time. In general, however, a court would look at various facts and circumstances related to the entity in question, including evaluation of whether or not (i) the sum of its debts, including contingent and unliquidated liabilities, was greater than the fair market value of all of its assets; (ii) the present fair market value of its assets was less than the amount that would be required to pay its probable liability on its existing debts, including contingent liabilities, as they become absolute and mature; or (iii) it could pay its debts as they become due.

If a court were to find that the distribution was a fraudulent transfer or conveyance, the court could avoid the distribution. In addition, the distribution could also be avoided if a court were to find that it is not a legal distribution or dividend under applicable corporate law. The resulting complications, costs and expenses of either finding could materially adversely affect our financial condition and results of operations.

Failure to maintain our credit ratings could adversely affect our liquidity, capital position, ability to hedge certain financial risks, borrowing costs and access to capital markets.

Our credit risk is evaluated by the major independent rating agencies, and such agencies have in the past and could in the future downgrade our ratings. We cannot assure you that we will be able to maintain our current credit ratings, and any additional actual or anticipated changes or downgrades in our credit ratings, including any announcement that our ratings are under further review for a downgrade, may

have a negative impact on our liquidity, capital position, ability to hedge certain financial risks and access to capital markets. In addition, changes by any rating agency to our outlook or credit rating could increase the interest we pay on outstanding or future debt.

Market adoption of software intelligence solutions for application performance monitoring, digital experience monitoring, infrastructure monitoring, AIOps and the business intelligence and analytics market is relatively new and may not grow as we expect, which may harm our business and prospects.

The utilization of software intelligence solutions, such as Dynatrace®, for digital experience monitoring, infrastructure monitoring, and AIOps is relatively new. We believe our future success will depend in large part on the growth, if any, in the demand for software intelligence solutions, particularly the demand for enterprise-wide solutions. We currently target the markets for application performance monitoring, or APM, infrastructure monitoring, AIOps and digital experience monitoring and business intelligence and analytics. It is difficult to predict customer demand, adoption, churn and renewal rates for our solutions, the rate at which existing customers expand their usage of our solutions, the size and growth rate of the market for our solutions. Expansion in our addressable market depends on a number of factors, including the continued and growing reliance of enterprises on software applications to manage and drive critical business functions and customer interactions, increased use of microservices and containers, as well as the continued proliferation of mobile applications, large data sets, cloud computing and the Internet of Things. If our solutions do not achieve widespread adoption or there is a reduction in demand for software intelligence solutions generally, it could result in reduced customer purchases, reduced renewal rates and decreased revenue, any of which will adversely affect our business, operating results and financial condition.

Our business is dependent on overall demand for software intelligence solutions and therefore reduced spending on software intelligence solutions or overall adverse economic conditions may negatively affect our business, operating results and financial condition.

Our business depends on the overall demand for software intelligence solutions, particularly demand from mid- to large-sized enterprises worldwide, and the purchase of our solutions by such organizations is often discretionary. In an economic downturn, our customers may reduce their operating or IT budgets, which could cause them to defer or forego purchases of software intelligence solutions, including ours. Customers may delay or cancel IT projects or seek to lower their costs by renegotiating vendor contracts or renewals. To the extent purchases of software intelligence solutions are perceived by existing customers and potential customers to be discretionary, our revenue may be disproportionately affected by delays or reductions in general IT spending. Weak global economic conditions or a reduction in software intelligence spending, even if general economic conditions remain unaffected, could adversely impact our business, operating results and financial condition in a number of ways, including longer sales cycles, lower prices for our solutions, reduced subscription renewals and lower revenue. In addition, any negative economic effects or instability resulting from changes in the political environment and international relations in the United States or other key markets as well as resulting regulatory or tax policy changes may adversely affect our business and financial results.

As the market for software intelligence solutions is new and continues to develop, trends in spending remain unpredictable and subject to reductions due to the changing technology environment and customer needs as well as uncertainties about the future.

If we cannot successfully execute on our strategy and continue to develop and effectively market solutions that anticipate and respond to the needs of our customers, our business, operating results and financial condition may suffer.

The market for software intelligence solutions is at an early stage of development and is characterized by constant change and innovation, and we expect it to continue to rapidly evolve. Moreover, many of our customers operate in industries characterized by changing technologies and business

models, which require them to develop and manage increasingly complex software application and IT infrastructure environments. Our future success, if any, will be based on our ability to consistently provide our customers with a unified, real-time view into the performance of their software applications and IT infrastructure, provide notification and prioritization of degradations and failures, perform root cause analysis of performance issues, and analyze the quality of their end users' experiences and the resulting impact on their businesses and brands. If we do not respond to the rapidly changing needs of our customers by developing and making available new solutions and solution enhancements that can address evolving customer needs on a timely basis, our competitive position and business prospects will be harmed.

In addition, the process of developing new technology is complex and uncertain, and if we fail to accurately predict customers' changing needs and emerging technological trends, our business could be harmed. We believe that we must continue to dedicate significant resources to our research and development efforts, including significant resources to developing new solutions and solution enhancements before knowing whether the market will accept them. Our new solutions and solution enhancements could fail to attain sufficient market acceptance for many reasons, including:

- delays in releasing new solutions or enhancements to the market;
- delays or failures to provide updates to customers to maintain compatibility between Dynatrace[®] and the various applications and platforms being used in the customers' application and multi-cloud environment;
- the failure to accurately predict market or customer demands;
- defects, errors or failures in the design or performance of our new solutions or solution enhancements;
- negative publicity about the performance or effectiveness of our solutions;
- the introduction or anticipated introduction of competing products by our competitors; and
- the perceived value of our solutions or enhancements relative to their cost.

To the extent we are not able to continue to execute on our business model to timely and effectively develop and market applications to address these challenges and attain market acceptance, our business, operating results and financial condition will be adversely affected.

Further, we may make changes to our solutions that our customers do not value or find useful. We may also discontinue certain features, begin to charge for certain features that are currently free or increase fees for any of our features or usage of our solutions. If our new solutions or enhancements do not achieve adequate acceptance in the market, our competitive position will be impaired, our revenue may decline or grow more slowly than expected and the negative impact on our operating results may be particularly acute, and we may not receive a return on our investment in the upfront research and development, sales and marketing and other expenses we incur in connection with new solutions or solution enhancements.

If our platform and solutions do not effectively interoperate with our customers' existing or future IT infrastructures, installations of our solutions could be delayed or cancelled, which would harm our business.

Our success depends on the interoperability of our platform and solutions with third-party operating systems, applications, data and devices that we have not developed and do not control. Any changes in such operating systems, applications, data or devices that degrade the functionality of our platform or solutions or give preferential treatment to competitive software could adversely affect the adoption and usage of our platform. We may not be successful in adapting our platform or solutions to operate effectively with these applications, data or devices. If it is difficult for our customers to access and

use our platform or solutions, or if our platform or solutions cannot connect a broadening range of applications, data and devices, then our customer growth and retention may be harmed, and our business and operating results could be adversely affected.

Multi-cloud deployments utilize multiple third-party platforms and technologies, and these technologies are updated to new versions at a rapid pace. As a result, we deliver frequent updates to our solutions designed to maintain compatibility and support for our customers' changing technology environments and ensure our solutions' ability to continue to monitor the customer's applications. If our solutions fail to work with any one or more of these technologies or applications, or if our customers fail to install the most recent updates and versions of our solutions that we offer, our solutions will be unable to continuously monitor our customer's critical business applications.

Ensuring that our solutions are up-to-date and compatible with the technology and multi-cloud platforms utilized by our customers is critical to our success. We have formed alliances with many technology and cloud platform providers to provide updates to our solutions to maintain compatibility. We work with technology and cloud platform providers to understand and align updates to their product roadmaps and engage in early access and other programs to ensure compatibility of our solutions with the technology vendor's generally available release. If our relations with our technology partners ceases we may be unable to deliver these updates, or if our customers fail to install the most recent updates and versions of our solutions that we offer, then our customers' ability to benefit from our solution may decrease significantly and, in some instances, may require the customer to de-install our solution due to the incompatibility of our solution with the customer's applications.

Our future revenues and operating results will be harmed if we are unable to acquire new customers, if our customers do not renew their contracts with us, or if we are unable to expand sales to our existing customers or develop new solutions that achieve market acceptance.

To continue to grow our business, it is important that we continue to attract new customers to purchase and use our solutions. Our success in attracting new customers depends on numerous factors, including our ability to:

- offer a compelling software intelligence platform and solutions;
- execute our sales and marketing strategy;
- attract, effectively train and retain new sales, marketing, professional services and support personnel in the markets we pursue;
- develop or expand relationships with technology partners, systems integrators, resellers, online enterprise marketplaces and other partners;
- expand into new geographies and markets , including the business intelligence and data analytics market;
- deploy our platform and solutions for new customers; and
- provide quality customer support.

Our customers have no obligation to renew their maintenance, SaaS and/or term-license agreements, and our customers may decide not to renew these agreements with a similar contract period, at the same prices and terms or with the same or a greater number of licenses. Although our customer retention rate has historically been strong, some of our customers have elected not to renew their agreements with us, and it is difficult to accurately predict long-term customer retention, churn and expansion rates. Our customer retention and expansion rates may decline or fluctuate as a result of a number of factors, including our customers' satisfaction with our solutions as they convert from our Classic products to our Dynatrace® platform, our customer support and professional services, our prices and pricing plans, the competitiveness of other software products and services, reductions in our customers'

spending levels, user adoption of our solutions, deployment success, utilization rates by our customers, new product releases and changes to our product offerings. If our customers do not renew their maintenance, SaaS and/or term-license agreements, or renew on less favorable terms, our business, financial condition and operating results may be adversely affected.

Our ability to increase revenue also depends in part on our ability to increase deployment of our solutions by existing customers. Our ability to increase sales to existing customers depends on several factors, including their experience with implementing and using our platform and the existing solutions they have implemented, their ability to integrate our solutions with existing technologies, and our pricing model. A failure to increase sales to existing customers could adversely affect our business, operating results and financial condition.

Failure to effectively expand our sales and marketing capabilities could harm our ability to increase our customer base and achieve broader market acceptance of our applications.

Our ability to increase our customer base and achieve broader market acceptance of our solutions will depend to a significant extent on the ability of our sales and marketing organizations to work together to drive our sales pipeline and cultivate customer and partner relationships to drive revenue growth. We have invested in and plan to continue expanding our sales and marketing organizations, both domestically and internationally. We also plan to dedicate significant resources to sales and marketing programs, including lead generation activities and brand awareness campaigns, such as our industry events, webinars and user events. If we are unable to hire, develop and retain talented sales personnel or marketing personnel or if our new sales personnel or marketing personnel are unable to achieve desired productivity levels in a reasonable period of time, our ability to increase our customer base and achieve broader market acceptance of our applications could be harmed.

We face significant competition, which may adversely affect our ability to add new customers, retain existing customers and grow our business.

The markets in which we compete are highly competitive, fragmented, evolving, complex and defined by rapidly changing technology and customer demands, and we expect competition to continue to increase in the future. A number of companies have developed or are developing products and services that currently, or in the future may, compete with some or all of our solutions. This competition could result in increased pricing pressure, reduced profit margins, increased sales and marketing expenses and our failure to increase, or loss of, market share, any of which could adversely affect our business, operating results and financial condition.

We compete either directly or indirectly with application performance monitoring vendors such as Cisco AppDynamics, Broadcom, and New Relic, infrastructure monitoring vendors such as Datadog and Nagios, Digital Experience Management vendors such as Akamai and Catchpoint, point solutions from cloud providers such as Amazon Web Services, or AWS, Azure and Google Cloud Platform, and other business intelligence and monitoring and analytics providers that provide some portion of the services that we provide. Our competitors may have longer-term and more extensive relationships with our existing and potential customers that provide them with an advantage in competing for business with those customers. Further, to the extent that one of our competitors establishes or strengthens a cooperative relationship with, or acquires one or more software application performance monitoring, data analytics, compliance or network visibility vendors, it could adversely affect our ability to compete.

We may also face competition from companies entering our market, which has a relatively low barrier to entry in some segments, including large technology companies that could expand their platforms or acquire one of our competitors. Many existing and potential competitors enjoy substantial competitive advantages, such as:

- larger sales and marketing budgets and resources;
- access to larger customer bases which often provide incumbency advantages;

- broader global distribution and presence;
- the ability to bundle competitive offerings with other products and services;
- greater brand recognition and longer operating histories;
- lower labor and development costs;
- greater resources to make acquisitions;
- larger and more mature intellectual property portfolios; and
- substantially greater financial, technical, management and other resources.

Additionally, in certain circumstances, and particularly among large enterprise technology companies that have complex and large software application and IT infrastructure environments, customers may elect to build in-house solutions to address their software intelligence needs. Any such in-house solutions could leverage open source software, and therefore be made generally available at little or no cost.

These competitive pressures in our markets or our failure to compete effectively may result in fewer customers, price reductions, fewer orders, reduced revenue and gross profit, and loss of market share. Any failure to meet and address these factors could materially and adversely affect our business, operating results and financial condition.

If the prices we charge for our solutions and services are unacceptable to our customers, our operating results will be harmed.

As the market for our solutions matures, or as new or existing competitors introduce new products or services that compete with ours, we may experience pricing pressure and be unable to renew our agreements with existing customers or attract new customers at prices that are consistent with our current pricing model and operating budget. If this were to occur, it is possible that we would have to change our pricing model or reduce our prices, which could harm our revenue, gross margin and operating results. Pricing decisions may also impact the mix of adoption among our licensing and subscription models, and negatively impact our overall revenue. Moreover, large enterprises, which we expect will account for a large portion of our business in the future, may demand substantial price concessions. If we are, for any reason, required to reduce our prices, our revenue, gross margin, profitability, financial position and cash flow may be adversely affected.

We expect our billings and revenue mix to vary over time, which could harm our gross margin and operating results.

We expect our billings and revenue mix to vary over time due to a number of factors, including the mix of perpetual licenses, SaaS subscriptions, term licenses, the mix of solutions sold and the contract length of our customer agreements. Due to the differing revenue recognition policies applicable to our term licenses, SaaS subscription, perpetual licenses and professional services, shifts in the mix between subscription, term and perpetual licenses from quarter to quarter could produce substantial variation in revenues recognized even if our billings remain consistent. Further, our gross margins and operating results could be harmed by changes in billings and revenue mix and costs, together with numerous other factors, including: entry into new lower margin markets or growth in lower margin markets; entry into markets with different pricing and cost structures; pricing discounts; and increased price competition. Any one of these factors or the cumulative effects of certain of these factors may result in significant fluctuations in our revenues, billings, gross margin and operating results. This variability and unpredictability could result in our failure to meet internal expectations or those of securities analysts or investors for a particular period. If we fail to meet or exceed such expectations for these or any other reasons, the market price of our common stock could decline.

Because we recognize revenue from our SaaS subscriptions and term licenses over the subscription or license term, downturns or upturns in new sales and renewals may not be immediately reflected in our operating results and may be difficult to discern.

For customers who purchase a SaaS subscription or term license, we generally recognize revenue from customers ratably over the terms of their subscriptions. A portion of the revenue we report in each quarter is derived from the recognition of revenue relating to subscriptions and term licenses entered into during previous quarters. Consequently, a decline in new or renewed subscriptions or term licenses in any single quarter may have a small impact on our revenue for that quarter. However, such a decline will negatively affect our revenue in future quarters. Accordingly, the effect of significant downturns in sales and market acceptance of our solutions, and potential changes in our rate of renewals, may not be fully reflected in our results of operations until future periods. In addition, a significant majority of our costs are expensed as incurred, while revenue is recognized over the life of the agreement with our customer. As a result, increased growth in the number of our customers could continue to result in our recognition of more costs than revenue in the earlier periods of the terms of our agreements.

Our revenue recognition policy and other factors may distort our financial results in any given period and make them difficult to predict.

Under accounting standards update No. 2014-09 (Topic 606), Revenue from Contracts with Customers, or ASC 606, we recognize revenue when our customer obtains control of goods or services in an amount that reflects the consideration that we expect to receive in exchange for those goods or services. Our subscription revenue consists of (i) SaaS agreements, (ii) term-based licenses for the Dynatrace® platform which are recognized ratably over the contract term, (iii) Dynatrace® perpetual license revenue that is recognized ratably over the term of the expected optional maintenance renewals, which is generally three years, and (iv) maintenance and support agreements. A significant increase or decline in our subscription contracts in any one quarter may not be fully reflected in the results for that quarter, but will affect our revenue in future quarters. Our license revenue consists of Classic perpetual license fees and Classic term license fees, which are generally recognized on delivery. Because license revenue is recognized upfront, a single, large license in a given period may distort our operating results for that period. These factors make it challenging to forecast our revenue for future periods, as both the mix of solutions and services we will sell in a given period, as well as the size of contracts, is difficult to predict.

Furthermore, the presentation of our financial results requires us to make estimates and assumptions that may affect revenue recognition. In some instances, we could reasonably use different estimates and assumptions, and changes in estimates are likely to occur from period to period. See "Management's Discussion and Analysis of Financial Condition and Results of Operations—Critical Accounting Policies—Revenue Recognition."

Given the foregoing factors, our actual results could differ significantly from our estimates, comparing our revenue and operating results on a period-to-period basis may not be meaningful, and our past results may not be indicative of our future performance.

Changes in existing financial accounting standards or practices, or taxation rules or practices, may harm our operating results.

Changes in existing accounting or taxation rules or practices, new accounting pronouncements or taxation rules, or varying interpretations of current accounting pronouncements or taxation practice could harm our operating results or result in changes to the manner in which we conduct our business. Further, such changes could potentially affect our reporting of transactions completed and reported before such changes are effective.

United States Generally Accepted Accounting Principles, or GAAP, are subject to interpretation by the Financial Accounting Standards Board, or FASB, the Securities and Exchange Commission and various bodies formed to promulgate and interpret appropriate accounting principles. A change in these

principles or a change in these interpretations could have a significant effect on our reported financial results and could affect the reporting of transactions completed before the announcement of a change. For example, ASC 606 is a newly adopted standard for revenue recognition in which the FASB's Emerging Issues Task Force has taken up certain topics which may result in further guidance which we would need to consider in our related accounting policies.

If we are unable to maintain successful relationships with our partners, or if our partners fail to perform, our ability to market, sell and distribute our applications and services will be limited, and our business, operating results and financial condition could be harmed.

In addition to our sales force, we rely on partners, including our strategic partners to increase our sales and distribution of our software and services. We also have independent software vendor partners whose integrations may increase the breadth of the ecosystem in which our solutions can operate, and the size of the market that our solutions can address. We are dependent on these partner relationships to contribute to our sales growth. We expect that our future growth will be increasingly dependent on the success of our partner relationships, and if those partnerships do not provide such benefits, our ability to grow our business will be harmed. If we are unable to scale our partner relationships effectively, or if our partners are unable to serve our customers effectively, we may need to expand our services organization, which could adversely affect our results of operations.

Our agreements with our partners are generally non-exclusive, meaning our partners may offer products from several different companies to their customers or have their products or technologies also interoperate with products and technologies of other companies, including products that compete with our offerings. Moreover, some of our partners also compete with us. If our partners do not effectively market and sell our offerings, choose to use greater efforts to market and sell their own products or those of our competitors or fail to meet the needs of our customers, our ability to grow our business and sell our offerings will be harmed. Furthermore, our partners may cease marketing our offerings with limited or no notice and with little or no penalty, and new partners could require extensive training and may take several months or more to achieve productivity. The loss of a substantial number of our partners, our possible inability to replace them or the failure to recruit additional partners could harm our results of operations. Our partner structure could also subject us to lawsuits or reputational harm if, for example, a partner misrepresents the functionality of our offerings to customers or violates applicable laws or our corporate policies.

Interruptions with the delivery of our SaaS solutions, or third-party cloud-based systems that we use in our operations, may adversely affect our business, operating results and financial condition.

Our continued growth depends on the ability of our customers to access our platform and solutions, particularly our cloud-based solutions, at any time and within an acceptable amount of time. In addition, our ability to access certain third-party SaaS solutions is important to our operations and the delivery of our customer support and professional services, as well as our sales operations.

We have experienced, and may in the future experience, service disruptions, outages and other performance problems both in the delivery of our SaaS solutions, and in third-party SaaS solutions we use due to a variety of factors, including infrastructure changes, malicious actors, human or software errors or capacity constraints. We utilize a multi-tenant structure, meaning that, generally, our customers are hosted on a shared platform. As such, any interruption in service would affect a significant number of our customers. In some instances, we or our third-party service providers may not be able to identify the cause or causes of these performance problems within an acceptable period of time. It may become increasingly difficult to maintain and improve the performance of our SaaS solutions as they become more complex. If our SaaS solutions are unavailable or if our customers are unable to access features of our SaaS solutions within a reasonable amount of time or at all, our business would be negatively affected. In addition, if any of the third-party SaaS solutions that we use were to experience a significant or prolonged outage or security breach, our business could be adversely affected.

We currently host our Dynatrace® solutions primarily using AWS, as well as other providers of cloud infrastructure services including Microsoft Azure, Interoute and Alibaba. Our Dynatrace® solutions reside on hardware operated by these providers. Our operations depend on protecting the virtual cloud infrastructure hosted in AWS by maintaining its configuration, architecture, features and interconnection specifications, as well as the information stored in these virtual data centers and which third-party internet service providers transmit. Although we have disaster recovery plans, including the use of multiple AWS locations, any incident affecting AWS' infrastructure that may be caused by fire, flood, severe storm, earthquake or other natural disasters, cyber-attacks, terrorist or other attacks, and other similar events beyond our control could negatively affect our platform and our ability to deliver our solutions to our customers. A prolonged AWS service disruption affecting our SaaS platform for any of the foregoing reasons would negatively impact our ability to serve our customers and could damage our reputation with current and potential customers, expose us to liability, cause us to lose customers or otherwise harm our business. We may also incur significant costs for using alternative equipment or taking other actions in preparation for, or in reaction to, events that damage the AWS services we use.

AWS has the right to terminate our agreement upon material uncured breach on 30 days' prior written notice. In the event that our AWS service agreements are terminated, or there is a lapse of service, we would experience interruptions in access to our platform as well as significant delays and additional expense in arranging new facilities and services and/or re-architecting our solutions for deployment on a different cloud infrastructure, which would adversely affect our business, operating results and financial condition.

Real or perceived errors, failures, defects or vulnerabilities in our solutions could adversely affect our financial results and growth prospects.

Our solutions and underlying platform are complex, and in the past, we or our customers have discovered software errors, failures, defects and vulnerabilities in our solutions after they have been released, including after new versions or updates are released. Our solutions and our platform are often deployed and used in large-scale computing environments with different operating systems, system management software and equipment and networking configurations, which have in the past, and may in the future, cause errors in, or failures of, our solutions or other aspects of the computing environment into which they are deployed. In addition, deployment of our solutions into complicated, large-scale computing environments have in the past exposed, and may, in the future, expose undetected errors, failures, defects or vulnerabilities in our solutions. Despite testing by us, errors, failures, defects or vulnerabilities may not be found in our solutions until they are released to our customers or thereafter. Real or perceived errors, failures, defects or vulnerabilities in our solutions could result in, among other things, negative publicity and damage to our reputation, lower renewal rates, loss of or delay in market acceptance of our solutions, loss of competitive position or claims by customers for losses sustained by them or expose us to breach of contract claims, regulatory fines and related liabilities. If vulnerabilities in our solutions are exploited by third parties, our customers could experience damages or losses for which our customers seek to hold us accountable. In the case of real or perceived errors, failures, defects or vulnerabilities in our solutions giving rise to claims by customers, we may be required, or may choose, for regulatory, contractual, customer relations or other reasons, to expend additional resources in order to help correct the problem.

Security breaches, computer malware, computer hacking attacks and other security incidents could harm our business, reputation, brand and operating results.

Security incidents have become more prevalent across industries and may occur on our systems, or on the systems of third parties we use to host our solutions or SaaS solutions that we use in the operation of our business. These security incidents may be caused by or result in but are not limited to security breaches, computer malware or malicious software, ransomware, computer hacking, denial of service attacks, security system control failures in our own systems or from vendors we use, email phishing, software vulnerabilities, social engineering, sabotage, drive-by downloads and the malfeasance of our own employees. In particular, because we utilize a multi-tenant platform, any security breach would potentially affect a significant amount of our customers. Such security incidents, whether intentional or

otherwise, may result from actions of hackers, criminals, nation states, vendors, employees, contractors, customers or other threat actors. We have experienced two email phishing attacks that resulted in the compromise of a limited number of email accounts. Although we have taken a number of measures to prevent future phishing attacks, we cannot be certain that our efforts will be effective.

We have experienced and may in the future experience disruptions, outages and other performance problems on our internal systems due to service attacks, unauthorized access or other security related incidents. Any security breach or loss of system control caused by hacking, which involves efforts to gain unauthorized access to information or systems, or to cause intentional malfunctions or loss, modification or corruption of data, software, hardware or other computer equipment and the inadvertent transmission of computer malware could harm our business, operating results and financial condition, and expose us to claims arising from loss or unauthorized disclosure of confidential or personal information and the related breach of our contracts with customers or others, or of privacy or data security laws. If an actual or perceived security incident occurs, the market perception of the effectiveness of our security controls could be harmed, our brand and reputation could be damaged, we could lose customers, and we could suffer financial exposure due to such events or in connection with remediation efforts, investigation costs, regulatory fines, private lawsuits and changed security control, system architecture and system protection measures.

We may in the future experience disruptions, outages and other performance problems on the systems that we host for our customers due to service attacks, unauthorized access or other security related incidents. Any security breach or loss of system control caused by hacking, which involves efforts to gain unauthorized access to information or systems, or to cause intentional malfunctions or loss, modification or corruption of data, software, hardware or other computer equipment and the inadvertent transmission of computer malware could disrupt the services that we provide to our customers, harm our customers' business, operating results and financial condition, and expose us to claims from our customers for the damages that result, which could include, without limitation, claims arising from loss or unauthorized access, acquisition or disclosure of personal information and the related breach of privacy or data security laws. If an actual or perceived security incident occurs, the market perception of the effectiveness of our security controls could be harmed, our brand and reputation could be damaged, we could lose customers, and we could suffer financial exposure due to such events or in connection with remediation efforts, investigation costs, regulatory fines, private lawsuits and changed security control, system architecture and system protection measures.

We believe that our brand is integral to our future success and if we fail to cost-effectively promote or protect our brand, our business and competitive position may be harmed.

We believe that maintaining and enhancing our brand and increasing market awareness of our company and our solutions are critical to achieving broad market acceptance of our existing and future solutions and are important elements in attracting and retaining customers, partners and employees, particularly as we continue to expand internationally. In addition, independent industry analysts, such as Gartner and Forrester, often provide reviews of our solutions, as well as those of our competitors, and perception of our solutions in the marketplace may be significantly influenced by these reviews. We have no control over what these or other industry analysts report, and because industry analysts may influence current and potential customers, our brand could be harmed if they do not provide a positive review of our solutions or view us as a market leader.

The successful promotion of our brand and the market's awareness of our solutions and platform will depend largely upon our ability to continue to offer enterprise-grade software intelligence solutions, our ability to be thought leaders in application intelligence, our marketing efforts and our ability to successfully differentiate our solutions from those of our competitors. We have invested, and expect to continue to invest, substantial resources to promote and maintain our brand and generate sales leads, both domestically and internationally, but there is no guarantee that our brand development strategies will enhance the recognition of our brand or lead to increased sales. If our efforts to promote and maintain our brand are not cost-effective or successful, our operating results and our ability to attract and retain

customers, partners and employees may be adversely affected. In addition, even if our brand recognition and customer loyalty increases, this may not result in increased sales of our solutions or higher revenue.

Our sales cycles can be long, unpredictable and vary seasonally, which can cause significant variation in the number and size of transactions that close in a particular quarter.

Our results of operations may fluctuate, in part, because of the resource-intensive nature of our sales efforts, the length and variability of the sales cycle for our platform and the difficulty in making short-term adjustments to our operating expenses. Many of our customers are large enterprises, whose purchasing decisions, budget cycles and constraints and evaluation processes are unpredictable and out of our control. Further, the timing of our sales is difficult to predict. The length of our sales cycle, from initial evaluation to payment for our subscriptions can range from several months to over a year and can vary substantially from customer to customer. Our sales efforts involve significant investment in resources in field sales, partner development, marketing and educating our customers about the use, technical capabilities and benefits of our platform and services. Customers often undertake a prolonged evaluation process, which frequently involves not only our platform but also those of other companies or the consideration of internally developed alternatives including those using open-source software. Some of our customers initially deploy our platform on a limited basis, with no guarantee that these customers will deploy our platform widely enough across their organization to justify our substantial pre-sales investment. As a result, it is difficult to predict exactly when, or even if, we will make a sale to a potential customer or if we can increase sales to our existing customers. Large individual sales have, in some cases, occurred in quarters subsequent to those we anticipated, or have not occurred at all. If our sales cycle lengthens or our substantial upfront investments do not result in sufficient revenue to justify our investments, our operating results could be adversely affected.

We have experienced seasonal and end-of-quarter concentration of our transactions and variations in the number and size of transactions that close in a particular quarter, which impacts our ability to grow revenue over the long term and plan and manage cash flows and other aspects of our business and cost structure. Our transactions vary by quarter, with the third fiscal quarter typically being our largest. In addition, within each quarter, a significant portion of our transactions occur in the last two weeks of that quarter. If expectations for our business turn out to be inaccurate, our revenue growth may be adversely affected over time and we may not be able to adjust our cost structure on a timely basis and our cash flows may suffer.

Any failure to offer high-quality customer support and professional services may adversely affect our relationships with our customers and our financial results.

We typically bundle customer support with arrangements for our solutions, and offer professional services for implementation and training. In deploying and using our platform and solutions, our customers require the assistance of our services teams to resolve complex technical and operational issues. Increased customer demand for support, without corresponding revenue, could increase costs and adversely affect our operating results. We may also be unable to respond quickly enough to accommodate short-term increases in customer demand for support. If we fail to meet our service level commitments, which relate to uptime, response times and escalation procedures, and time to problem resolution, or if we suffer extended periods of unavailability for our solutions, we may be contractually obligated to provide these customers with service credits or penalties, refunds for prepaid amounts related to unused subscription services, or we could face contract terminations. Our sales are highly dependent on our reputation and on positive recommendations from our existing customers. Any failure to maintain high-quality customer support, or a market perception that we do not maintain high-quality product support, could adversely affect our reputation, and our ability to sell our solutions to existing and new customers.

Our ability to succeed depends on the experience and expertise of our senior management team. If we are unable to retain and motivate our personnel, our business, operating results and prospects may be harmed.

Our ability to succeed depends in significant part on the experience and expertise of our senior management team. The members of our senior management team are employed on an at-will basis, which means that they are not contractually obligated to remain employed with us and could terminate their employment with us at any time. Accordingly, and in spite of our efforts to retain our senior management team, any member of our senior management team could terminate his or her employment with us at any time and go to work for one of our competitors, after the expiration of any applicable non-compete period. The loss of one or more members of our senior management team, particularly if closely grouped, could adversely affect our ability to execute our business plan and thus, our business, operating results and prospects. We do not maintain key man insurance on any of our officers, and we may not be able to find adequate replacements. If we fail to develop effective succession plans for our senior management team, and to identify, recruit and integrate strategic hires, our business, operating results and financial condition could be adversely affected.

We rely on highly skilled personnel and, if we are unable to attract, retain or motivate substantial numbers of qualified personnel or expand and train our sales force, we may not be able to grow effectively.

Our success largely depends on the talents and efforts of key technical, sales and marketing employees and our future success depends on our continuing ability to identify, hire, develop, motivate and retain highly skilled personnel for all areas of our organization. Competition in our industry is intense and often leads to increased compensation and other personnel costs. In addition, competition for employees with experience in our industry can be intense, particularly in Europe, where our research and development operations are concentrated and where other technology companies compete for management and engineering talent. Our continued ability to compete and grow effectively depends on our ability to attract substantial numbers of qualified new employees and to retain and motivate our existing employees.

We believe that our corporate culture has contributed to our success, and if we cannot successfully maintain our culture as we grow, we could lose the innovation, creativity and teamwork fostered by our culture.

We believe that a critical component to our success has been our corporate culture. We believe our culture has contributed significantly to our ability to innovate and develop new technologies. We have spent substantial time and resources in building our team while maintaining this corporate culture. We have experienced rapid growth in our employee headcount and international presence. The rapid influx of large numbers of people from different business backgrounds in different geographic locations may make it difficult for us to maintain our corporate culture of innovation. If our culture is negatively affected, our ability to support our growth and innovation may diminish.

We are subject to a number of risks associated with global sales and operations.

Revenue from customers located outside of the United States represented 46%, 46%, and 45% of our total revenue for the years ended March 31, 2018, 2019, and 2020, respectively. As a result, our sales and operations are subject to a number of risks and additional costs, including the following:

- increased expenses associated with international sales and operations, including establishing and maintaining office space and equipment for our international operations;
- fluctuations in exchange rates between currencies in the markets where we do business;

- risks associated with trade restrictions and additional legal requirements, including the exportation of our technology or source code that is required in some of the countries in which we operate;
- greater risk of unexpected changes in regulatory rules, regulations and practices, tariffs and tax laws and treaties;
- compliance with United States and foreign import and export control and economic sanctions laws and regulations, including the Export Administration Regulations administered by the United States Department of Commerce's Bureau of Industry and Security and the executive orders and laws implemented by the United States Department of the Treasury's Office of Foreign Asset Controls;
- compliance with anti-bribery laws, including the United States Foreign Corrupt Practices Act, and the U.K. Anti-Bribery Act;
- compliance with privacy, data protection and data security laws of many countries, including the European Union's General Data Protection Regulation, or GDPR, which became effective in May 2018, and the California Consumer Privacy Act, or CCPA, which became effective on January 1, 2020;
- heightened risk of unfair or corrupt business practices in certain geographies, and of improper or fraudulent sales arrangements that may impact financial results and result in restatements of, or irregularities in, financial statements;
- limited or uncertain protection of intellectual property rights in some countries and the risks and costs associated with monitoring and enforcing intellectual property rights abroad;
- greater difficulty in enforcing contracts and managing collections in certain jurisdictions, as well as longer collection periods;
- management communication and integration problems resulting from cultural and geographic dispersion;
- social, economic and political instability, epidemics and pandemics, terrorist attacks and security concerns in general; and
- potentially adverse tax consequences.

These and other factors could harm our ability to generate future global revenue and, consequently, materially impact our business, results of operations and financial condition.

Economic conditions and regulatory changes following the United Kingdom's exit from the European Union could have a material adverse effect on our business and results of operations.

The United Kingdom, or U.K., formally left the European Union, or EU, on January 31, 2020, typically referred to as "Brexit." Pursuant to the formal withdrawal arrangements agreed between the U.K. and EU, the U.K. will be subject to a transition period until December 31, 2020 during which EU rules will continue to apply. Negotiations between the U.K. and EU are expected to continue in relation to the customs and trading relationship between the U.K. and EU following the expiration of the transition period. The uncertainty concerning the U.K.'s legal, political and economic relationship with the EU after the transition period may be a source of instability in international markets, create significant currency fluctuations and otherwise adversely affect trading agreements or similar cross-border cooperation arrangements, whether economic, tax, fiscal, legal, regulatory or otherwise. While the full effects of Brexit will not be known for some time, Brexit could cause disruptions to, and create uncertainty surrounding, our business and results of operations. For example, following the transition period, the U.K. could lose the benefits of global trade agreements negotiated by the EU on behalf of its members, which may result in

increased trade barriers that could make our doing business in the EU and the European Economic Area more difficult. Ongoing global market volatility and a deterioration in economic conditions due to uncertainty surrounding the future relationship between the U.K. and EU could significantly disrupt the markets in which we operate and lead our customers to closely monitor their costs and delay capital spending decisions.

Additionally, Brexit has resulted in the strengthening of the U.S. dollar against foreign currencies in which we conduct business. Although this strengthening has been somewhat ameliorated by the implementation of the transition period, because we translate revenue denominated in foreign currency into U.S. dollars for our financial statements, during periods of a strengthening U.S. dollar, our reported revenue from foreign operations is reduced. As a result of Brexit and the continued negotiations between the U.K. and EU, there may be further periods of volatility in the currencies in which we conduct business.

The effects of Brexit will depend on any agreements the U.K. makes to retain access to EU markets following the transition period. The measures could potentially disrupt the markets we serve and may cause us to lose customers and employees. In addition, Brexit could lead to legal uncertainty and potentially divergent national laws and regulations as the U.K. determines which EU laws to replace or replicate, which could present new regulatory costs and challenges.

Any of these effects of Brexit could materially adversely affect our business, results of operations and financial condition.

We may face exposure to foreign currency exchange rate fluctuations.

We have transacted in foreign currencies and expect to transact in foreign currencies in the future. In addition, our international subsidiaries maintain assets and liabilities that are denominated in currencies other than the functional operating currencies of these entities. Accordingly, changes in the value of foreign currencies relative to the U.S. dollar will affect our revenue and operating results due to transactional and translational remeasurement that is reflected in our earnings. As a result of such foreign currency exchange rate fluctuations, it could be more difficult to detect underlying trends in our business and results of operations. In addition, to the extent that fluctuations in currency exchange rates cause our results of operations to differ from our expectations or the expectations of our investors, the trading price of our common stock could be adversely affected. We do not currently maintain a program to hedge transactional exposures in foreign currencies. However, in the future, we may use derivative instruments, such as foreign currency forward and option contracts, to hedge certain exposures to fluctuations in foreign currency exchange rates. The use of such hedging activities may not offset any or more than a portion of the adverse financial effects of unfavorable movements in foreign exchange rates over the limited time the hedges are in place. Moreover, the use of hedging instruments may introduce additional risks if we are unable to structure effective hedges with such instruments.

Assertions by third parties of infringement or other violations by us of their intellectual property rights, or other lawsuits brought against us, could result in significant costs and substantially harm our business, operating results and financial condition.

Patent and other intellectual property disputes are common in the markets in which we compete. Some companies in the markets in which we compete, including some of our competitors, own large numbers of patents, copyrights, trademarks and trade secrets, which they may use to assert claims of infringement, misappropriation or other violations of intellectual property rights against us, our partners, our technology partners or our customers. As the number of patents and competitors in our market increase, allegations of infringement, misappropriation and other violations of intellectual property rights may also increase. Our broad solution portfolio and the competition in our markets further exacerbate the risk of additional third-party intellectual property claims against us in the future. Any allegation of infringement, misappropriation or other violation of intellectual property rights by a third party, even those without merit, could cause us to incur substantial costs and resources defending against the claim, could distract our management from our business, and could cause uncertainty among our customers or

prospective customers, all of which could have an adverse effect on our business, operating results and financial condition. We cannot assure you that we are not infringing or otherwise violating any third-party intellectual property rights.

Furthermore, companies that bring allegations against us may have the capability to dedicate substantially greater resources to enforce their intellectual property rights and to defend against similar allegations that may be brought against them than we do. We have received, and may in the future receive, notices alleging that we have misappropriated, misused or infringed other parties' intellectual property rights, including allegations made by our competitors, and, to the extent we gain greater market visibility, we face a higher risk of being the subject of intellectual property infringement assertions. There also is a market for acquiring third-party intellectual property rights and a competitor, or other entity, could acquire third-party intellectual property rights and pursue similar assertions based on the acquired intellectual property. They may also make such assertions against our customers or partners.

An adverse outcome of a dispute may require us to take several adverse steps such as: pay substantial damages, including potentially treble damages, if we are found to have willfully infringed a third party's patents or copyrights; cease making, using, selling, licensing, importing or otherwise commercializing solutions that are alleged to infringe or misappropriate the intellectual property of others; expend additional development resources to attempt to redesign our solutions or otherwise to develop non-infringing technology, which may not be successful; enter into potentially unfavorable royalty or license agreements in order to obtain the right to use necessary technologies or intellectual property rights or have royalty obligations imposed by a court; or indemnify our customers, partners and other third parties. Any damages or royalty obligations we may become subject to, any prohibition against our commercializing our solutions as a result of an adverse outcome could harm our business and operating results.

Additionally, our agreements with customers and partners include indemnification provisions, under which we agree to indemnify them for losses suffered or incurred as a result of allegations of intellectual property infringement and, in some cases, for damages caused by us to property or persons or other third-party allegations. Furthermore, we have agreed in certain instances to defend our partners against third-party claims asserting infringement of certain intellectual property rights, which may include patents, copyrights, trademarks or trade secrets, and to pay judgments entered on such assertions. Large indemnity payments could harm our business, operating results and financial condition.

Failure to protect and enforce our proprietary technology and intellectual property rights could substantially harm our business, operating results and financial condition.

The success of our business depends on our ability to protect and enforce our proprietary rights, including our patents, trademarks, copyrights, trade secrets and other intellectual property rights, throughout the world. We attempt to protect our intellectual property under patent, trademark, copyright and trade secret laws, and through a combination of confidentiality procedures, contractual provisions and other methods, all of which offer only limited protection. However, the steps we take to protect our intellectual property may be inadequate. We will not be able to protect our intellectual property if we are unable to enforce our rights or if we do not detect unauthorized use of our intellectual property. Despite our precautions, it may be possible for unauthorized third parties to copy our technology and use information that we regard as proprietary to create products and services that compete with ours. In the past, we have been made aware of public postings of portions of our source code. It is possible that released source code could reveal some of our trade secrets, and impact our competitive advantage. Some license provisions protecting against unauthorized use, copying, transfer, reverse engineering, and disclosure of our technology may be unenforceable under the laws of certain jurisdictions and foreign countries. Further, the laws of some countries do not protect proprietary rights to the same extent as the laws of the United States. In expanding our international activities, our exposure to unauthorized copying and use of our technology and proprietary information may increase.

As of March 31, 2020, we had 67 issued patents, 61 of which are in the United States, and 25 pending applications, of which 20 are in the United States. Our issued patents expire at various dates through February 2038. The process of obtaining patent protection is expensive and time-consuming, and we may not be able to prosecute all necessary or desirable patent applications at a reasonable cost or in a timely manner. We may choose not to seek patent protection for certain innovations and may choose not to pursue patent protection in certain jurisdictions. Furthermore, it is possible that our patent applications may not result in issued patents, that the scope of the claims in our issued patents will be insufficient or not have the coverage originally sought, that our issued patents will not provide us with any competitive advantages, and that our issued patents and other intellectual property rights may be challenged by others or invalidated through administrative process or litigation. In addition, issuance of a patent does not guarantee that we have an absolute right to practice our patented technology, or that we have the right to exclude others from practicing our patented technology. As a result, we may not be able to obtain adequate patent protection or to enforce our issued patents effectively.

In addition to patented technology, we rely on our unpatented proprietary technology and trade secrets. Despite our efforts to protect our proprietary technology and trade secrets, unauthorized parties may attempt to misappropriate, reverse engineer or otherwise obtain and use them. The contractual provisions that we enter into with employees, consultants, partners, vendors and customers may not prevent unauthorized use or disclosure of our proprietary technology or trade secrets and may not provide an adequate remedy in the event of unauthorized use or disclosure of our proprietary technology or trade secrets.

Moreover, policing unauthorized use of our technologies, solutions and intellectual property is difficult, expensive and time-consuming, particularly in foreign countries where the laws may not be as protective of intellectual property rights as those in the United States and where mechanisms for enforcement of intellectual property rights may be weak. We may be unable to determine the extent of any unauthorized use or infringement of our solutions, technologies or intellectual property rights.

From time to time, legal action by us may be necessary to enforce our patents and other intellectual property rights, to protect our trade secrets, to determine the validity and scope of the intellectual property rights of others or to defend against allegations of infringement or invalidity. Such litigation could result in substantial costs and diversion of resources and could negatively affect our business, operating results, financial condition and cash flows. If we are unable to protect our intellectual property rights, our business, operating results and financial condition will be harmed.

Our use of open source technology could impose limitations on our ability to commercialize our solutions and platform and application intelligence software platform.

We use open source software in our solutions and platform and expect to continue to use open source software in the future. Although we monitor our use of open source software to avoid subjecting our solutions and platform to conditions we do not intend, we may face allegations from others alleging ownership of, or seeking to enforce the terms of, an open source license, including by demanding release of the open source software, derivative works, or our proprietary source code that was developed using such software. These allegations could also result in litigation. The terms of many open source licenses have not been interpreted by U.S. courts. As a result, there is a risk that these licenses could be construed in a way that could impose unanticipated conditions or restrictions on our ability to commercialize our solutions. In such an event, we could be required to seek licenses from third parties to continue offering our solutions, to make our proprietary code generally available in source code form, to re-engineer our solutions or to discontinue the sale of our solutions if re-engineering could not be accomplished on a timely basis, any of which could adversely affect our business, operating results and financial condition.

Our participation in open source initiatives may limit our ability to enforce our intellectual property rights in certain circumstances.

As part of our strategy to broaden our target markets and accelerate adoption of our products, we contribute software program code to certain open source projects, managed by organizations such as Microsoft, Google and Cloud Native Computing Foundation. We also undertake our own open source initiatives to promote “open innovation” and “enterprise openness,” meaning that we make technologies available under open source licenses with the goal of exchanging insights and experience with other experts in the community, broadening the adoption of our platform by our customers, and providing our partners with the ability to leverage their own technologies through the Dynatrace® platform. In some cases, we accept contributions of code from the community, our customers and partners.

When we contribute to a third-party managed open source project, the copyrights, patent rights and other proprietary rights in and to the technologies, including software program code, owned by us that we contribute to these projects are licensed to the project managers and to all other contributing parties without restriction on further use or distribution. If and to the extent that any of the technologies that we contribute, either alone or in combination with the technologies that may be contributed by others, practice any inventions that are claimed under our patents or patent applications, then we may be unable to enforce those claims or prevent others from practicing those inventions, regardless of whether such other persons also contributed to the open source project (even if we were to conclude that their use infringes our patents with competing offerings), unless any such third party asserts its patent rights against us. This limitation on our ability to assert our patent rights against others could harm our business and ability to compete. In addition, if we were to attempt to enforce our patent rights, we could suffer reputational injury among our customers and the open source community.

Our sales to government entities are subject to a number of challenges and risks.

We sell our solutions to U.S. federal and state and foreign governmental agency customers, often through our resellers, and we may increase sales to government entities in the future. Sales to government entities are subject to a number of challenges and risks. Selling to government entities can be highly competitive, expensive and time consuming, often requiring significant upfront time and expense without any assurance that these efforts will generate a sale. Contracts and subcontracts with government agency customers are subject to procurement laws and regulations relating to the award, administration, and performance of those contracts. Government demand and payment for our solutions are affected by public sector budgetary cycles and funding authorizations, with funding reductions or delays adversely affecting public sector demand for our solutions. We may be subject to audit or investigations relating to our sales to government entities, and any violations could result in various civil and criminal penalties and administrative sanctions, including termination of contracts, refunds of fees received, forfeiture of profits, suspension of payments, fines, and suspension or debarment from future government business. Government entities may have statutory, contractual or other legal rights to terminate contracts with our distributors and resellers for convenience or due to a default. Any of these risks relating to our sales to governmental entities could adversely impact our future sales and operating results.

We may acquire other businesses, products or technologies in the future which could require significant management attention, disrupt our business, dilute stockholder value and adversely affect our results of operations.

As part of our business growth strategy and in order to remain competitive, we may acquire, or make investments in, complementary companies, products or technologies. For example, in 2017 we acquired Qumram AG, a provider of session replay technology that captures end users' digital experiences across browsers, interfaces and devices. We may not be able to find suitable acquisition targets in the future, and we may not be able to complete such acquisitions on favorable terms, if at all. If we do complete acquisitions, we may not ultimately strengthen our competitive position or achieve our goals, and any acquisitions we complete could be viewed negatively by our customers, securities analysts and investors. In addition, if we are unsuccessful at integrating such acquisitions or the technologies

associated with such acquisitions, our revenue and results of operations could be adversely affected. In addition, while we will make significant efforts to address any information technology security and privacy compliance issues with respect to any acquisitions, we may still inherit such risks when we integrate the acquired products and systems as well as any personal information that we acquire. Any integration process may require significant time and resources, and we may not be able to manage the process successfully. We may not successfully evaluate or utilize the acquired technology or personnel, or accurately forecast the financial impact of an acquired business, including accounting charges. We may have to pay cash, incur debt or issue equity securities to pay for any such acquisitions, each of which could adversely affect our financial condition or the value of our common stock. The sale of equity or issuance of debt to finance any such acquisitions could result in dilution to our stockholders. The incurrence of indebtedness would result in increased fixed obligations and could also include covenants or other restrictions that would impede our ability to manage our operations.

Our business is subject to a wide range of laws and regulations and our failure to comply with those laws and regulations could harm our business, operating results and financial condition.

Our business is subject to regulation by various federal, state, local and foreign governmental agencies, including agencies responsible for monitoring and enforcing employment and labor laws, workplace safety, product safety, environmental laws, consumer protection laws, privacy and data protection laws, anti-bribery laws, import and export controls, federal securities laws and tax laws and regulations. In certain foreign jurisdictions, these regulatory requirements may be more stringent than those in the United States. These laws and regulations are subject to change over time and we must continue to monitor and dedicate resources to ensure continued compliance. Non-compliance with applicable regulations or requirements could subject us to litigation, investigations, sanctions, mandatory product recalls, enforcement actions, disgorgement of profits, fines, damages, civil and criminal penalties or injunctions. If any governmental sanctions are imposed, or if we do not prevail in any possible civil or criminal litigation, our business, operating results, and financial condition could be materially adversely affected. In addition, responding to any action will likely result in a significant diversion of management's attention and resources and an increase in professional fees. Enforcement actions and sanctions could harm our business, operating results and financial condition.

Any actual or perceived failure by us to comply with our privacy policy or legal or regulatory requirements in one or multiple jurisdictions could result in proceedings, actions or penalties against us.

We are subject to federal, state, and international laws, regulations and standards relating to the collection, use, disclosure, retention, security, transfer and other processing of personal data. The legal and regulatory framework for privacy, data protection and security issues worldwide is rapidly evolving and as a result implementation standards, potential fines, enforcement practices and litigation risks are likely to remain uncertain for the foreseeable future.

Internationally, virtually every jurisdiction in which we operate has established its own privacy, data protection and/or data security legal framework with which we or our customers must comply, including but not limited to the EU. In the European Union, data protection laws are stringent and continue to evolve, resulting in possible significant operational costs for internal compliance and risk to our business. In addition, the EU has adopted the GDPR, which became effective and enforceable across all then-current member states of the EU on May 25, 2018 and contains numerous requirements and changes from prior EU law, including more robust obligations on data processors and heavier documentation requirements for data protection compliance programs by companies. Specifically, the GDPR introduced numerous privacy-related changes for companies operating in the EU, including heightened notice and consent requirements, greater control for data subjects (e.g., the "right to be forgotten"), increased data portability for EU consumers, additional data breach notification and data security requirements, requirements for engaging third-party processors, and increased fines. In particular, under the GDPR, fines of up to 20 million euros or up to 4% of the annual global revenue of the noncompliant company, whichever is greater, could be imposed for violations of certain of the GDPR's

requirements. The GDPR also confers a private right of action on data subjects and consumer associations to lodge complaints with supervisory authorities, seek judicial remedies and obtain compensation for damages. The GDPR applies to any company established in the European Union as well as any company outside the European Union that processes personal data in connection with the offering of goods or services to individuals in the European Union or the monitoring of their behavior. Moreover, the GDPR requirements apply not only to third-party transactions, but also to transfers of information between us and our subsidiaries, including employee information. Following the U.K.'s withdrawal from the EU on January 31, 2020, pursuant to the transitional arrangements agreed between the U.K. and EU, the GDPR will continue to have effect in U.K. law until December 31, 2020 in the same fashion as was the case prior to such withdrawal as if the U.K. remained a member state of the EU for such purposes. Following December 31, 2020, it is likely that the data protection obligations of the GDPR will continue to apply to U.K.-based organizations' processing of personal data in substantially unvaried form and fashion for at least the short term thereafter.

In addition to the GDPR, the European Union also is considering another draft data protection regulation. The proposed regulation, known as the Regulation on Privacy and Electronic Communications, or ePrivacy Regulation, would replace the current ePrivacy Directive. Originally planned to be adopted and implemented at the same time as the GDPR, the ePrivacy Regulation has been delayed but could be enacted sometime in the relatively near future. While the new regulation contains protections for those using communications services (for example, protections against online tracking technologies), the potential timing of its enactment significantly later than the GDPR means that additional time and effort may need to be spent addressing differences between the ePrivacy Regulation and the GDPR. New rules related to the ePrivacy Regulation are likely to include enhanced consent requirements in order to use communications content and communications metadata, as well as obligations and restrictions on the processing of data from an end-user's terminal equipment, which may negatively impact our product offerings and our relationships with our customers.

Preparing for and complying with the GDPR and the ePrivacy Regulation (if and when it becomes effective) has required and will continue to require us to incur substantial operational costs and may require us to change our business practices. Despite our efforts to bring practices into compliance with the GDPR and before the effective date of the ePrivacy Regulation, we may not be successful either due to internal or external factors such as resource allocation limitations. Non-compliance could result in proceedings against us by governmental entities, customers, data subjects, consumer associations or others. We are not a participant in the EU-U.S. or the Swiss-U.S. Privacy Shield Frameworks administered by the U.S. Department of Commerce. We are in the process of submitting our binding corporate rules for approval by Commission Nationale de l'Informatique et des Libertés, the France data protection agency, as our lead regulator in Europe, but there is no assurance as to when this process will be complete, that it will be successfully completed or that the laws may not require additional compliance steps to be taken in the future.

In the United States, California enacted the CCPA, on June 28, 2018, which became effective on January 1, 2020. The CCPA gives California residents expanded rights to access and delete their personal information, opt out of certain personal information sharing and receive detailed information about how their personal information is used. The CCPA provides for civil penalties for violations, as well as a private right of action for data breaches that is expected to increase data breach litigation. The CCPA may increase our compliance costs and potential liability. Some observers have noted that the CCPA could mark the beginning of a trend toward more stringent privacy legislation in the U.S., which could increase our potential liability and adversely affect our business.

Privacy and data security concerns, whether valid or not valid, may inhibit market adoption of our products, particularly in certain industries and foreign countries. If we are not able to adjust to changing laws, regulations, and standards related to the Internet, our business may be harmed.

We are subject to governmental export, import and sanctions controls that could impair our ability to compete in international markets due to licensing requirements and subject us to liability if we are not in compliance with applicable laws.

Our solutions are subject to export control and economic sanctions laws and regulations, including the U.S. Export Administration Regulations administered by the U.S. Commerce Department's Bureau of Industry and Security and the economic and trade sanctions regulations administered by the U.S. Treasury Department's Office of Foreign Assets Controls. Exports, re-exports and transfers of our software and services must be made in compliance with these laws and regulations. Obtaining the necessary authorizations, including any required license, for a particular sale may be time-consuming, is not guaranteed and may result in the delay or loss of sales opportunities. Changes in the encryption or other technology incorporated into our solutions or in applicable export or import laws and regulations may delay the introduction and sale of our solutions in international markets, prevent customers from deploying our solutions or, in some cases, prevent the export or import of our solutions to certain countries, regions, governments or persons altogether. Changes in sanctions, export or import laws and regulations, in the enforcement or scope of existing laws and regulations, or in the countries, regions, governments, persons or technologies targeted by such laws and regulations, could also result in decreased use of our solutions or in our ability to sell our solutions in certain countries. Even though we take precautions to prevent our solutions from being provided to restricted countries or persons, our solutions could be provided to those targets by our resellers or customers despite such precautions. The decreased use of our solutions or limitation on our ability to export or sell our solutions could adversely affect our business, while violations of these export and import control and economic sanctions laws and regulations could have negative consequences for us and our personnel, including government investigations, administrative fines, civil and criminal penalties, denial of export privileges, incarceration, and reputational harm.

Due to the global nature of our business, we could be adversely affected by violations of the U.S. Foreign Corrupt Practices Act, the U.K. Bribery Act or similar anti-bribery laws in other jurisdictions in which we operate.

The global nature of our business creates various domestic and local regulatory challenges. The Foreign Corrupt Practices Act, or FCPA, the U.K. Bribery Act and similar anti-bribery laws in other jurisdictions generally prohibit U.S.-based companies and their intermediaries from making improper payments for the purpose of obtaining or retaining business to non-U.S. officials, or in the case of the U.K. Bribery Act, to any person. In addition, U.S.-based companies are required to maintain records that accurately and fairly represent their transactions and have an adequate system of internal accounting controls. We operate in areas that experience corruption by government officials and, in certain circumstances, compliance with anti-bribery laws may conflict with local customs and practices. Changes in applicable laws could result in increased regulatory requirements and compliance costs that could adversely affect our business, financial condition and operating results. Although we take steps to ensure compliance, we cannot guarantee that our employees, resellers, agents, or other intermediaries will not engage in prohibited conduct that could render us responsible under the FCPA, the U.K. Bribery Act, or other similar laws or regulations in the jurisdictions in which we operate. If we are found to be in violation of these anti-bribery laws (either due to acts or inadvertence of our employees, or due to the acts or inadvertence of others), we could suffer criminal or civil penalties or other sanctions, which could have a material adverse effect on our business.

Our international operations subject us to potentially adverse tax consequences.

As a multinational corporation, we are subject to income taxes as well as non-income based taxes, such as payroll, sales, use, value-added, net worth, property and goods and services taxes, in both the United States and various foreign jurisdictions. Our domestic and international tax liabilities are subject to the allocation of revenues and expenses in different jurisdictions and the timing of recognizing revenues and expenses. Additionally, the amount of income taxes paid is subject to our interpretation of applicable tax laws in the jurisdictions in which we file and changes to tax laws. Significant judgment is required in

determining our worldwide provision for income taxes and other tax liabilities, and in determining the realizability of tax attributes such as foreign tax credits and other domestic deferred tax assets. From time to time, we are subject to income and non-income tax audits. While we believe we have complied with all applicable income tax laws, there can be no assurance that a governing tax authority will not have a different interpretation of the law and assess us with additional taxes. Should we be assessed with additional taxes, there could be a material adverse effect on our business, operating results and financial condition.

Our future effective tax rate may be affected by such factors as changes in tax laws, regulations or rates, changing interpretation of existing laws or regulations, the impact of accounting for stock-based compensation, the impact of accounting for business combinations, changes in our international organization, and changes in overall levels of income before tax. In addition, in the ordinary course of our global business, there are many intercompany transactions and calculations where the ultimate tax determination is uncertain. Although we believe that our tax estimates are reasonable, we cannot ensure that the final determination of tax audits or tax disputes will not be different from what is reflected in our historical income tax provisions and accruals.

Taxing authorities may successfully assert that we should have collected or in the future should collect sales and use, value added or similar taxes, and we could be subject to liability with respect to past or future sales, which could adversely affect our results of operations.

We do not collect sales and use, value added and similar taxes in all jurisdictions in which we have sales, based on our belief that such taxes are not applicable. Sales and use, value added and similar tax laws and rates vary greatly by jurisdiction. Certain jurisdictions in which we do not collect such taxes may assert that such taxes are applicable, which could result in tax assessments, penalties and interest, and we may be required to collect such taxes in the future. Such tax assessments, penalties and interest or future requirements may adversely affect our results of operations.

Risks Related to Our Common Stock and This Offering

The trading price of our common stock has been, and may continue to be, volatile and you could lose all or part of your investment.

Our initial public offering occurred in August 2019, and we have effected follow-on public offerings in December 2019 and February 2020. There has only been a public market for our common stock for a short period of time. Although our common stock is listed on the NYSE, an active trading market for our common stock may not develop or, if developed, be sustained.

Technology stocks have historically experienced high levels of volatility. The trading price of our common stock has fluctuated substantially. Since shares of our common stock were sold in our initial public offering in August 2019 at a price of \$16.00 per share, our stock price has fluctuated significantly, ranging from an intraday low of \$17.05 to an intraday high of \$39.00 through June 1, 2020. Factors that could cause fluctuations in the trading price of our common stock include the following:

- announcements of new products or technologies, commercial relationships, acquisitions or other events by us or our competitors;
- changes in how customers perceive the benefits of our platform;
- shifts in the mix of billings and revenue attributable to perpetual licenses, term licenses and SaaS subscriptions from quarter to quarter;
- departures of key personnel;
- price and volume fluctuations in the overall stock market from time to time;
- fluctuations in the trading volume of our shares or the size of our public float;

- sales of large blocks of our common stock, including by the Thoma Bravo Funds;
- actual or anticipated changes or fluctuations in our operating results;
- whether our operating results meet the expectations of securities analysts or investors;
- changes in actual or future expectations of investors or securities analysts;
- litigation involving us, our industry or both;
- regulatory developments in the United States, foreign countries or both;
- general economic conditions and trends; and
- major catastrophic events in our domestic and foreign markets.

In addition, if the market for technology stocks or the stock market in general experiences a loss of investor confidence, the trading price of our common stock could decline for reasons unrelated to our business, operating results or financial condition. The trading price of our common stock might also decline in reaction to events that affect other companies in our industry even if these events do not directly affect us. In the past, following periods of volatility in the trading price of a company's securities, securities class action litigation has often been brought against that company.

If securities analysts were to downgrade our stock, publish negative research or reports or fail to publish reports about our business, our competitive position could suffer, and our stock price and trading volume could decline.

The trading market for our common stock, to some extent, depends on the research and reports that securities analysts may publish about us, our business, our market or our competitors. We do not have any control over these analysts. If one or more of the analysts who cover us should downgrade our stock or publish negative research or reports, cease coverage of our company or fail to regularly publish reports about our business, our competitive position could suffer, and our stock price and trading volume could decline.

The requirements of being a public company, including compliance with the reporting requirements of the Exchange Act, and the requirements of the Sarbanes-Oxley Act and the NYSE, may strain our resources, increase our costs and distract management, and we may be unable to comply with these requirements in a timely or cost-effective manner.

As a public company, we are subject to laws, regulations and requirements with which we were not required to comply as a private company, including compliance with reporting requirements of the Exchange Act and the requirements of the Sarbanes-Oxley Act and the NYSE. As a newly public company, complying with these statutes, regulations and requirements occupies a significant amount of time of our board of directors and management and has significantly increased our costs and expenses as compared to when we were a private company. For example, as a newly public company, we have had to institute a more comprehensive compliance function, establish new internal policies, such as those relating to insider trading, and involve and retain to a greater degree outside counsel and accountants.

Furthermore, while we generally must comply with Section 404 of the Sarbanes-Oxley Act for our fiscal year ending March 31, 2021, we are not required to have our independent registered public accounting firm attest to the effectiveness of our internal control over financial reporting until our first annual report subsequent to our ceasing to be an emerging growth company. Accordingly, we may not be required to have our independent registered public accounting firm attest to the effectiveness of our internal control over financial reporting until as late as our annual report for the fiscal year ending March 31, 2024. Once it is required to do so, our independent registered public accounting firm may issue a report that is adverse in the event it is not satisfied with the level at which our internal control over financial reporting are documented, designed, operated or reviewed. Compliance with these requirements

may strain our resources, increase our costs and distract management, and we may be unable to comply with these requirements in a timely or cost-effective manner.

We have identified a material weakness in our internal control over financial reporting and may identify additional material weaknesses in the future or otherwise fail to maintain an effective system of internal controls, which may result in material misstatements of our financial statements or cause us to fail to meet our periodic reporting obligations.

As a public company, we are required to maintain internal control over financial reporting and to report any material weaknesses in such internal control. Section 404 of the Sarbanes-Oxley Act of 2002, or the Sarbanes-Oxley Act, requires that we evaluate and determine the effectiveness of our internal control over financial reporting. Our independent registered public accounting firm is not required to audit the effectiveness of our internal control over financial reporting until after we are no longer an “emerging growth company.”

In connection with the audit of our financial statements as of and for the fiscal year ended March 31, 2020, we and our independent registered public accounting firm identified a material weakness in our internal control over financial reporting. This material weakness is related to accounting for income taxes in connection with the preparation and review of our global annual tax provision, and particularly in the area of realizability of tax attributes such as foreign tax credits and other domestic deferred tax assets. In preparing the tax provision for the year ended March 31, 2020, our internal controls over preparation and review of the income tax provision failed to detect certain errors relating to the assessment of the realizability of deferred tax assets as well as certain complex technical matters which impacted income tax expense, current and deferred tax assets and liabilities and the related valuation allowance. Accordingly, our internal controls over our financial statement close process were not designed appropriately to detect a material error related to our income tax provision in the financial statements in a timely manner.

A material weakness is a deficiency, or a combination of deficiencies, in internal control over financial reporting such that there is a reasonable possibility that a material misstatement of our annual or interim financial statements will not be prevented or detected on a timely basis. To address this material weakness, the technical complexity of our global operations and tax accounting and the workload of our tax staff, as of April 2020, we have hired an International Tax Manager and we expect to continue to add appropriate technical resources as needed. We also plan to enhance our documentation and management review of tax balances. While we are implementing a plan to remediate this material weakness, we cannot predict the success of such plan or the outcome of our assessment of the plan at this time. If our plan is insufficient to successfully remediate the material weakness and otherwise establish and maintain an effective system of internal control over financial reporting, the reliability of our financial reporting, investor confidence in us and the value of our common stock could be materially and adversely affected. We can give no assurance that implementation of our plan will remediate this deficiency in internal control or that additional material weaknesses in our internal control over financial reporting will not be identified in the future. Our failure to implement and maintain effective internal control over financial reporting could result in errors in our financial statements that could result in a restatement of our financial statements, and could cause us to fail to meet our reporting obligations.

Effective internal control over financial reporting is necessary for us to provide reliable and timely financial reports and, together with adequate disclosure controls and procedures, are designed to reasonably detect and prevent fraud. Any failure to implement required new or improved controls, or difficulties encountered in their implementation could cause us to fail to meet our reporting obligations. For as long as we are an “emerging growth company” under the JOBS Act, our independent registered public accounting firm will not be required to attest to the effectiveness of our internal control over financial reporting pursuant to Section 404. We could be an “emerging growth company” for up to five years. An independent assessment of the effectiveness of our internal control over financial reporting could detect problems that our management’s assessment might not. Undetected material weaknesses in our internal control over financial reporting could lead to financial statement restatements and require us to incur the expense of remediation.

Sales of substantial amounts of our common stock in the public markets, or the perception that such sales could occur, could reduce the market price of our common stock.

Sales of a substantial number of shares of our common stock in the public market, or the perception that such sales could occur, could adversely affect the market price of our common stock and may make it more difficult for you to sell your common stock at a time and price that you deem appropriate. We are unable to predict the effect that such sales may have on the prevailing price of our common stock.

Subject to certain exceptions described in the section titled “Underwriting,” we, our directors and executive officers, the Thoma Bravo Funds and the other selling stockholders have entered into or will enter into lock-up agreements with the underwriters of this offering pursuant to which we and they have agreed, or will agree, that, subject to certain exceptions, we will not issue, and they will not dispose of or hedge any shares or any securities convertible into or exchangeable for shares of our common stock for a period of 60 days after the date of this prospectus. See the sections titled “Underwriting” and “Shares Eligible for Future Sale” for more information. Sales of a substantial number of such shares upon expiration of, or the perception that such sales may occur, or early release of the securities subject to, the lock-up agreements, could cause our stock price to fall or make it more difficult for you to sell your common stock at a time and price that you deem appropriate.

Our issuance of additional capital stock in connection with financings, acquisitions, investments, our stock incentive plans or otherwise will dilute all other stockholders.

We may issue additional capital stock in the future that will result in dilution to all other stockholders. We may also raise capital through equity financings in the future. As part of our business strategy, we may acquire or make investments in complementary companies, products or technologies and issue equity securities to pay for any such acquisition or investment. Any such issuances of additional capital stock may cause stockholders to experience significant dilution of their ownership interests and the per share value of our common stock to decline.

We expect that upon completion of this offering, we will no longer be a controlled company within the meaning of the NYSE rules; however, we will continue to qualify for and may rely on exemptions from certain corporate governance requirements that would otherwise provide protection to our stockholders during a one-year transition period.

Upon completion of this offering, it is expected that the Thoma Bravo Funds will cease to own a majority of our common stock. Accordingly, upon completion of this offering, we expect that we will cease to be a controlled company within the meaning of the corporate governance standards of the NYSE and we will, subject to certain transition periods permitted by NYSE rules, no longer rely on exemptions from corporate governance requirements that are available to controlled companies. As a result, we will be required to have at least one independent director on each of our nominating and corporate governance committee and compensation committee upon completion of this offering, a majority of independent directors on those committees within 90 days after the completion of this offering, and fully independent nominating and corporate governance committee and compensation committee within one year after the completion of this offering. We will also be required to have a majority independent board of directors within one year after the completion of this offering and to perform an annual performance evaluation of our nominating and corporate governance and compensation committees. Prior to this offering, our board of directors has determined that seven of the eight members of our board of directors are independent for purposes of the NYSE corporate governance standards and that both of the members of our nominating and corporate governance committee, all three members of our compensation committee and three of the four members of our audit committee meet the independence standards of the NYSE and the SEC applicable to such committee members. However, to the extent we rely, during our controlled company transition period, on any of the exemptions from corporate governance requirements that are available to controlled companies, our stockholders will not have the same protection afforded to stockholders of companies that are subject to all of the NYSE corporate governance standards.

Thoma Bravo has significant influence over matters requiring stockholder approval, which may have the effect of delaying or preventing changes of control, or limiting the ability of other stockholders to approve transactions they deem to be in their best interest.

Thoma Bravo, as the ultimate general partner of the Thoma Bravo Funds, beneficially owns in the aggregate 52.0% of our issued and outstanding shares of common stock and, after this offering, will beneficially own in the aggregate 44.4% of our issued and outstanding shares of common stock, assuming the number of shares offered by the affiliates of Thoma Bravo, as set forth in the section titled "Principal and Selling Stockholders", remains the same (or, if the underwriters' option to purchase additional shares from the selling stockholders is exercised in full, 43.2% of our issued and outstanding shares of common stock). As a result, Thoma Bravo will continue to be able to exert significant influence over our operations and business strategy as well as matters requiring stockholder approval. These matters may include:

- the composition of our board of directors, which has the authority to direct our business and to appoint and remove our officers;
- approving or rejecting a merger, consolidation or other business combination;
- raising future capital;
and
- amending our charter and bylaws, which govern the rights attached to our common stock.

Additionally, for so long as Thoma Bravo beneficially owns at least (i) 30% of our outstanding shares of common stock, Thoma Bravo will have the right to designate the chairman of our board of directors and of each committee of our board of directors and the right to nominate a majority of our board of directors (provided that, at such time as we cease to be a controlled company under the NYSE corporate governance standards, which we expect will occur in connection with the completion of this offering, the majority of our board of directors will be "independent" directors, as defined under the rules of the NYSE, and provided further, that, the membership of each committee of our board of directors will comply with the applicable rules of the NYSE); (ii) 20% (but less than 30%) of our outstanding shares of common stock, Thoma Bravo will have the right to nominate a number of directors to our board of directors equal to the lowest whole number that is greater than 20% of the total number of directors (but in no event fewer than two directors); (iii) 10% (but less than 20%) of our outstanding shares of common stock, Thoma Bravo will have the right to nominate a number of directors to our board of directors equal to the lowest whole number that is greater than 5% of the total number of directors (but in no event fewer than one director); and (iv) 5% (but less than 10%) of our outstanding shares of common stock, Thoma Bravo will have the right to nominate one director to our board of directors. For so long as Thoma Bravo beneficially owns at least 30% of our outstanding shares of common stock, the directors designated by Thoma Bravo are expected to constitute a majority of each committee of our board of directors, other than the audit committee, and the chairman of each of the committees, other than the audit committee, is expected to be a director designated by Thoma Bravo.

This concentration of ownership of our common stock could delay or prevent proxy contests, mergers, tender offers, open-market purchase programs or other purchases of our common stock that might otherwise result in the opportunity for stockholders to realize a premium over the then-prevailing market price of our common stock. This concentration of ownership may also adversely affect our share price.

Thoma Bravo may pursue corporate opportunities independent of us that could present conflicts with our and our stockholders' interests.

Thoma Bravo is in the business of making or advising on investments in companies and holds (and may from time to time in the future acquire) interests in or provides advice to businesses that may directly or indirectly compete with our business or be suppliers or customers of ours. Thoma Bravo may

also pursue acquisitions that may be complementary to our business and, as a result, those acquisition opportunities may not be available to us.

Our charter provides that none of our officers or directors who are also an officer, director, employee, partner, managing director, principal, independent contractor or other affiliate of Thoma Bravo will be liable to us or our stockholders for breach of any fiduciary duty by reason of the fact that any such individual pursues or acquires a corporate opportunity for its own account or the account of an affiliate, as applicable, instead of us, directs a corporate opportunity to any other person, instead of us or does not communicate information regarding a corporate opportunity to us.

We do not intend to pay dividends on our common stock and, consequently, your ability to achieve a return on your investment will depend on appreciation in the price of our common stock.

We have never declared or paid any dividends on our common stock. We intend to retain any earnings to finance the operation and expansion of our business, and we do not anticipate paying any cash dividends in the foreseeable future. As a result, you may only receive a return on your investment in our common stock if the market price of our common stock increases.

Our charter and bylaws contain anti-takeover provisions that could delay or discourage takeover attempts that stockholders may consider favorable.

Our charter and bylaws contain provisions that could delay or prevent a change in control of our company. These provisions could also make it difficult for stockholders to elect directors who are not nominated by the current members of our board of directors or take other corporate actions, including effecting changes in our management. These provisions include:

- a classified board of directors with three-year staggered terms, which could delay the ability of stockholders to change the membership of a majority of our board of directors;
- after Thoma Bravo ceases to beneficially own at least 30% of the outstanding shares of our common stock, removal of directors only for cause, and subject to the affirmative vote of the holders of 66 2/3% or more of our outstanding shares of capital stock then entitled to vote at a meeting of our stockholders called for that purpose;
- the ability of our board of directors to issue shares of preferred stock and to determine the price and other terms of those shares, including preferences and voting rights, without stockholder approval, which could be used to significantly dilute the ownership of a hostile acquirer;
- allowing Thoma Bravo to fill any vacancy on our board of directors for so long as affiliates of Thoma Bravo own 30% or more of our outstanding shares of common stock and thereafter, allowing only our board of directors to fill vacancies on our board of directors, which prevents stockholders from being able to fill vacancies on our board of directors;
- after Thoma Bravo ceases to beneficially own at least a majority of the outstanding shares of our common stock, which we expect will occur in connection with the completion of this offering, a prohibition on stockholder action by written consent, which forces stockholder action to be taken at an annual or special meeting of our stockholders;
- after we cease to be a controlled company, which we expect will occur in connection with the completion of this offering, the requirement that a special meeting of stockholders may be called only by our board of directors, the chairperson of our board of directors, our chief executive officer or our president (in the absence of a chief executive officer), which could delay the ability of our stockholders to force consideration of a proposal or to take action, including the removal of directors;

- after we cease to be a controlled company, which we expect will occur in connection with the completion of this offering, the requirement for the affirmative vote of holders of at least 66 2/3% of the voting power of all of the then outstanding shares of the voting stock, voting together as a single class, to amend the provisions of our charter relating to the management of our business (including our classified board structure) or certain provisions of our bylaws, which may inhibit the ability of an acquirer to effect such amendments to facilitate an unsolicited takeover attempt;
- the ability of our board of directors to amend the bylaws, which may allow our board of directors to take additional actions to prevent an unsolicited takeover and inhibit the ability of an acquirer to amend the bylaws to facilitate an unsolicited takeover attempt;
- advance notice procedures with which stockholders must comply to nominate candidates to our board of directors or to propose matters to be acted upon at a stockholders' meeting, which may discourage or deter a potential acquirer from conducting a solicitation of proxies to elect the acquirer's own slate of directors or otherwise attempting to obtain control of us; and
- a prohibition of cumulative voting in the election of our board of directors, which would otherwise allow less than a majority of stockholders to elect director candidates.

Our charter also contains a provision that provides us with protections similar to Section 203 of the Delaware General Corporation Law, and prevents us from engaging in a business combination, such as a merger, with an interested stockholder (i.e., a person or group who acquires at least 15% of our voting stock) for a period of three years from the date such person became an interested stockholder, unless (with certain exceptions) the business combination or the transaction in which the person became an interested stockholder is approved in a prescribed manner. However, our charter also provides that transactions with Thoma Bravo, including the Thoma Bravo Funds, and any persons to whom any Thoma Bravo Fund sells its common stock will be deemed to have been approved by our board of directors.

We may issue preferred stock the terms of which could adversely affect the voting power or value of our common stock.

Our charter authorizes us to issue, without the approval of our stockholders, one or more classes or series of preferred stock having such designations, preferences, limitations and relative rights, including preferences over our common stock respecting dividends and distributions, as our board of directors may determine. The terms of one or more classes or series of preferred stock could adversely impact the voting power or value of our common stock. For example, we might grant holders of preferred stock the right to elect some number of our directors in all events or on the happening of specified events or the right to veto specified transactions. Similarly, the repurchase or redemption rights or liquidation preferences we might assign to holders of preferred stock could affect the residual value of our common stock.

Our bylaws designate the Court of Chancery of the State of Delaware as the exclusive forum for certain litigation that may be initiated by our stockholders, which could limit our stockholders' ability to obtain a favorable judicial forum for disputes with us.

Pursuant to our bylaws, unless we consent in writing to the selection of an alternative forum, the Court of Chancery of the State of Delaware is the sole and exclusive forum for state law claims for (1) any derivative action or proceeding brought on our behalf, (2) any action asserting a claim of or based on a breach of a fiduciary duty owed by any of our current or former directors, officers, or other employees to us or our stockholders, (3) any action asserting a claim against us or any of our current or former directors, officers, employees, or stockholders arising pursuant to any provision of the Delaware General Corporation Law or our bylaws, or (4) any action asserting a claim governed by the internal affairs doctrine, or, collectively, the Delaware Forum Provision. In addition, our bylaws provide that any person or entity purchasing or otherwise acquiring any interest in shares of our common stock is deemed to have notice of and consented to the foregoing provisions; provided, however, that stockholders will not be

deemed to have waived our compliance with the federal securities laws and the rules and regulations thereunder. Our bylaws further provide that the U.S. District Court for the District of Massachusetts will be the sole and exclusive forum for resolving any complaint asserting a cause of action arising under the Securities Act, or the Federal Forum Provision, as our principal executive offices are located in Waltham, Massachusetts. The Delaware Forum Provision and the Federal Forum Provision may impose additional litigation costs on stockholders who assert the provision is not enforceable and may impose more general additional litigation costs in pursuing any such claims, particularly if the stockholders do not reside in or near the State of Delaware or the Commonwealth of Massachusetts. Additionally, the Delaware Forum Provision and Federal Forum Provision in our bylaws may limit our stockholders' ability to obtain a favorable judicial forum for disputes with us. In addition, while the Delaware Supreme Court ruled in March 2020 that federal forum selection provisions purporting to require claims under the Securities Act be brought in federal court are "facially valid" under Delaware law, there is uncertainty as to whether other courts will enforce our Federal Forum Provision, and we may incur additional costs of litigation should such enforceability be challenged. If the Federal Forum Provision is found to be unenforceable in an action, we may incur additional costs associated with resolving such an action. The Federal Forum Provision may also impose additional litigation costs on stockholders who assert that the provision is not enforceable or invalid. The Court of Chancery of the State of Delaware may also reach different judgments or results than would other courts, including courts where a stockholder considering an action may be located or would otherwise choose to bring the action, and such judgments may be more or less favorable to us than our stockholders.

For as long as we are an emerging growth company, we will not be required to comply with certain requirements that apply to other public companies.

We are an emerging growth company, as defined in the JOBS Act. For as long as we are an emerging growth company, unlike other public companies, we will not be required to, among other things: (i) provide an auditor's attestation report on management's assessment of the effectiveness of our system of internal control over financial reporting pursuant to Section 404(b) of the Sarbanes-Oxley Act; (ii) comply with any new requirements adopted by the Public Company Accounting Oversight Board requiring mandatory audit firm rotation or a supplement to the auditor's report in which the auditor would be required to provide additional information about the audit and the financial statements of the issuer; (iii) provide certain disclosures regarding executive compensation required of larger public companies; or (iv) hold nonbinding advisory votes on executive compensation and any golden parachute payments not previously approved. In addition, the JOBS Act provides that an emerging growth company can take advantage of the extended transition period provided in Section 7(a)(2)(B) of the Securities Act for adopting new or revised financial accounting standards. We intend to take advantage of the longer phase-in periods for the adoption of new or revised financial accounting standards permitted under the JOBS Act until we are no longer an emerging growth company. If we were to subsequently elect instead to comply with these public company effective dates, such election would be irrevocable pursuant to the JOBS Act.

We will remain an emerging growth company up until March 31, 2024, although we will lose that status sooner if we have more than \$1.07 billion of revenues in a fiscal year, have more than \$700 million in market value of our common stock held by non-affiliates (and have been a public company for at least 12 months and have filed one annual report on Form 10-K), or issue more than \$1.0 billion of non-convertible debt over a three-year period.

To the extent that we rely on any of the exemptions available to emerging growth companies, you will receive less information about our executive compensation and internal control over financial reporting than issuers that are not emerging growth companies. We cannot predict if investors will find our common stock less attractive because we will rely on these exemptions. If some investors find our common stock to be less attractive as a result, there may be a less active trading market for our common stock and our stock price may be more volatile.

SPECIAL NOTE REGARDING FORWARD-LOOKING STATEMENTS

This prospectus contains forward-looking statements within the meaning of The Private Securities Litigation Reform Act of 1995, which statements involve substantial risks and uncertainties. Forward-looking statements generally relate to future events or our future financial or operating performance. All statements of historical fact included in this prospectus regarding our strategy, future operations, financial position, estimated revenues and losses, projected costs, prospects, plans and objectives of management are forward-looking statements. In some cases, you can identify forward-looking statements because they contain words such as “may,” “should,” “expects,” “plans,” “anticipates,” “could,” “intends,” “target,” “projects,” “contemplates,” “believes,” “estimates,” “predicts,” “potential” or “continue” or the negative of these words or other similar terms or expressions that concern our expectations, strategy, plans or intentions. When considering forward-looking statements, you should keep in mind the risk factors and other cautionary statements described under the heading “Risk Factors” included in this prospectus. These forward-looking statements are based on management’s current beliefs, based on currently available information, as to the outcome and timing of future events. Forward-looking statements contained in this prospectus include, but are not limited to, statements about:

- our future financial performance, including our expectations regarding our revenue, annual recurring revenue, gross profit or gross margin, operating expenses, ability to generate cash flow, revenue mix and ability to maintain future profitability;
- our expectations regarding the potential impact of the COVID-19 pandemic on our business, operations, and the markets in which we and our partners and customers operate;
- anticipated trends and growth rates in our business and in the markets in which we operate;
- our ability to continue to convert our customers from our Classic products to our Dynatrace ® platform;
- our ability to maintain and expand our customer base and our partner network;
- our ability to sell our applications and expand internationally;
- our ability to anticipate market needs and successfully develop new and enhanced solutions to meet those needs;
- our ability to hire and retain necessary qualified employees to grow our business and expand our operations;
- the evolution of technology affecting our applications, platform and markets;
- our ability to adequately protect our intellectual property;
- our ability to service our debt obligations; and
- our ability to pay the remaining balance of the tax liability resulting from the Compuware Spin-Off from our cash flow from operations.

We caution you that the foregoing list may not contain all of the forward-looking statements made in this prospectus.

You should not rely upon forward-looking statements as predictions of future events. We have based the forward-looking statements contained in this prospectus primarily on our current expectations and projections about future events and trends that we believe may affect our business, financial condition, results of operations and prospects. The outcome of the events described in these forward-looking statements is subject to risks, uncertainties and other factors described in the section titled “Risk Factors” and elsewhere in this prospectus. Moreover, we operate in a very competitive and rapidly

changing environment. New risks and uncertainties emerge from time to time and it is not possible for us to predict all risks and uncertainties that could have an impact on the forward-looking statements contained in this prospectus. We cannot assure you that the results, events and circumstances reflected in the forward-looking statements will be achieved or occur, and actual results, events or circumstances could differ materially from those described in the forward-looking statements.

The forward-looking statements made in this prospectus relate only to events as of the date on which the statements are made. We undertake no obligation to update any forward-looking statements made in this prospectus to reflect events or circumstances after the date of this prospectus or to reflect new information or the occurrence of unanticipated events, except as required by law. We may not actually achieve the plans, intentions or expectations disclosed in our forward-looking statements and you should not place undue reliance on our forward-looking statements.

MARKET AND INDUSTRY DATA

Unless otherwise indicated, information contained in this prospectus concerning our industry and the market in which we operate, including our general expectations and market position, market opportunity and market size, is based on information from various sources, on assumptions that we have made that are based on those data and other similar sources, and on our knowledge of the markets for our solutions. This information involves a number of assumptions and limitations and you are cautioned not to give undue weight to these estimates. In addition, the industry in which we operate, as well as the projections, assumptions and estimates of our future performance and the future performance of the industry in which we operate, are subject to a high degree of uncertainty and risk due to a variety of factors, including those described in the section titled “Risk Factors” and elsewhere in this prospectus, that could cause results to differ materially from those expressed in these publications and reports.

Some of the industry and market data contained in this prospectus are based on independent industry publications, including those generated by Gartner or other publicly available information. The Gartner Reports described herein, or the Gartner Reports, represent research opinion or viewpoints published, as part of a syndicated subscription service, by Gartner, and are not representations of fact. Each Gartner Report speaks as of its original publication date (and not as of the date of this Prospectus) and the opinions expressed in the Gartner Reports are subject to change without notice. Gartner does not endorse any vendor, product or service depicted in its research publications, and does not advise technology users to select only those vendors with the highest ratings or other designation. Gartner research publications consist of the opinions of each of the respective party’s research organization and should not be construed as statements of fact. Gartner disclaims all warranties, expressed or implied, with respect to this research, including any warranties of merchantability or fitness for a particular purpose.

The reports from Gartner cited herein are (i) *Gartner, Forecast: Enterprise Infrastructure Software Markets, Worldwide, 2017-2023, 1Q19 Update*, dated March 2019, (ii) *Magic Quadrant for Application Performance Monitoring*, dated March 2019, (iii) *Gartner, Best Practices for Running Containers and Kubernetes in Production*, dated February 2019, and (iv) *Gartner, Forecast: Enterprise Application Software, Worldwide, 2017-2023, 3Q19 Update*, Neha Gupta, et al, dated September 2019.

The report from Forrester Research cited herein is *Improving CX Through Business Discipline Drives Growth*, dated June 2017.

The report from 451 Research cited herein is *451 Research, Cloud Infrastructure Voice of the Enterprise Data Service*, dated November 2018.

The reports from International Data Corporation cited herein are (i) *IDC, Worldwide Semiannual Digital Transformation Spending Guide*, dated October 2019, and (ii) *IDC, FutureScape: Worldwide Cloud 2019 Predictions, Doc #US45599219*, dated October 2019.

The study from NewVoiceMedia (now known as Vonage Salesforce contact center solution) cited herein is *NewVoiceMedia, Serial Switchers Swayed by Sentiment: How bad emotive customer experiences are costing brands billions*.

USE OF PROCEEDS

The selling stockholders will receive all of the net proceeds from this offering. We will not receive any of the proceeds from the sale of the shares being offered by the selling stockholders. We will, however, bear the costs associated with the sale of shares by the selling stockholders, other than underwriting discounts and commissions. See the section titled “Certain Relationships and Related Party Transactions—Registration Rights” for more information.

DIVIDEND POLICY

We currently intend to retain all available funds and any future earnings for use in the operation of our business and do not expect to pay any dividends on our common stock in the foreseeable future. Any future determination to declare dividends will be made at the discretion of our board of directors, subject to applicable laws, and will depend on a number of factors, including our financial condition, results of operations, capital requirements, contractual restrictions, general business conditions and other factors that our board of directors may deem relevant. In addition, our credit facility places restrictions on the ability of our subsidiaries to pay cash dividends or make distributions to us.

SELECTED CONSOLIDATED FINANCIAL AND OTHER DATA

We have derived the selected consolidated statement of operations and cash flow data for the years ended March 31, 2018, 2019, and 2020 and the selected consolidated balance sheet data as of March 31, 2019 and 2020 set forth below from our audited consolidated financial statements included elsewhere in this prospectus. The consolidated statements of operations data and cash flow data for the year ended March 31, 2017 are derived from our audited consolidated financial statements that are not included in this prospectus. Our historical results are not necessarily indicative of the results to be expected in the future.

The following summary consolidated financial and other data should be read in conjunction with the section titled "Management's Discussion and Analysis of Financial Condition and Results of Operations" and our consolidated financial statements and related notes included elsewhere in this prospectus for the years ended March 31, 2018, 2019, and 2020. The consolidated financial and other data for the year ended March 31, 2017 are derived from our audited consolidated financial statements that are not included in this prospectus.

	Year Ended March 31,			
	2017	2018	2019	2020
	(in thousands)			
Consolidated Statements of Operations Data:				
Revenue:				
Subscription	\$ 232,783	\$ 257,576	\$ 349,830	\$ 487,817
License	130,738	98,756	40,354	12,686
Service	42,856	41,715	40,782	45,300
Total revenue	406,377	398,047	430,966	545,803
Cost of revenue:				
Cost of subscription	52,176	48,270	56,934	73,193
Cost of service	30,735	30,316	31,529	39,289
Amortization of acquired technology	19,261	17,948	18,338	16,449
Total cost of revenue (1)	102,172	96,534	106,801	128,931
Gross Profit	304,205	301,513	324,165	416,872
Operating expenses:				
Research and development (1)	52,885	58,320	76,759	119,281
Sales and marketing (1)	129,971	145,350	178,886	266,175
General and administrative (1)	49,232	64,114	91,778	161,983
Amortization of other intangibles	51,947	50,498	47,686	40,280
Restructuring and other	7,637	4,990	1,763	1,092
Total operating expenses	291,672	323,272	396,872	588,811
Income (loss) from operations	12,533	(21,759)	(72,707)	(171,939)
Other expense, net	(28,926)	(30,016)	(67,204)	(46,594)
Loss before income taxes	(16,393)	(51,775)	(139,911)	(218,533)
Income tax benefit (expense)	17,189	60,997	23,717	(199,491)
Net income (loss)	\$ 796	\$ 9,222	\$ (116,194)	\$ (418,024)
Net income (loss) per share, basic and diluted (2)	\$ 0.00	\$ 0.04	\$ (0.49)	\$ (1.58)
Weighted average shares used in computing net income (loss) per share, basic and diluted (2)	228,540	231,956	235,939	264,933

- (1) Includes share-based compensation expense as follows:

	Year Ended March 31,			
	2017	2018	2019	2020
	(in thousands)			
Cost of revenue	\$ 28	\$ 1,720	\$ 5,777	\$ 18,685
Research and development	71	3,858	12,566	38,670
Sales and marketing	122	7,536	24,673	84,698
General and administrative	128	9,180	28,135	80,425
Total share-based compensation	<u>\$ 349</u>	<u>\$ 22,294</u>	<u>\$ 71,151</u>	<u>\$ 222,478</u>

- (2) See Note 15 to our consolidated financial statements appearing at the end of this prospectus for further details on the calculations of basic and diluted net income (loss) per share.

	As of	
	March 31, 2019	March 31, 2020
	(in thousands)	
Consolidated Balance Sheet Data:		
Cash and cash equivalents	\$ 51,314	\$ 213,170
Working capital, excluding deferred revenue (1)	132,239	365,085
Total assets	1,811,366	2,042,080
Deferred revenue, current and non-current portion	365,745	444,771
Long-term debt, net of current portion	1,011,793	509,985
Total liabilities	2,201,624	1,080,583
Total shareholders' equity / member's deficit	(390,258)	961,497

- (1) We define working capital as current assets less current liabilities, excluding related-party payables.

	Year Ended March 31,			
	2017	2018	2019	2020
	(in thousands)			
Cash provided by (used in) operating activities(1)	\$ 94,560	\$ 118,838	\$ 147,141	\$ (142,455)
Cash used in investing activities	(13,876)	(26,531)	(9,250)	(20,613)
Cash (used in) provided by financing activities	(63,019)	(75,501)	(161,482)	329,392
Effect of exchange rate changes on cash and cash equivalents	(1,338)	2,827	(2,676)	(4,468)
Net increase (decrease) in cash and cash equivalents	<u>\$ 16,327</u>	<u>\$ 19,633</u>	<u>\$ (26,267)</u>	<u>\$ 161,856</u>

- (1) Net cash provided by (used in) operating activities includes cash payments for interest and taxes as follows:

	Year Ended March 31,			
	2017	2018	2019	2020
	(in thousands)			
Cash paid for interest	\$ 163	\$ 38	\$ 40,969	\$ 39,568
Cash paid for tax	\$ 8,907	\$ 12,906	\$ 5,928	\$ 266,708

Key Metrics

In addition to our financial information presented in accordance with GAAP, we use a number of operating and financial metrics, including the following key metrics, to clarify and enhance our understanding of past performance and future prospects.

Customers, ARR, Net Expansion Rate and Total ARR

	As of							
	6/30/2018	9/30/2018	12/31/2018	3/31/2019	6/30/2019	9/30/2019	12/31/2019	3/31/2020
Number of Dynatrace® Customers	733	899	1,149	1,364	1,578	1,828	2,208	2,373
Dynatrace® ARR (in thousands)	\$ 118,371	\$ 159,949	\$ 226,976	\$ 282,815	\$ 326,298	\$ 376,816	\$ 465,885	\$ 527,830
Classic ARR (in thousands)	\$ 187,732	\$ 166,490	\$ 145,341	\$ 120,459	\$ 111,324	\$ 94,090	\$ 68,605	\$ 44,928
Total ARR (in thousands)	\$ 306,103	\$ 326,439	\$ 372,317	\$ 403,274	\$ 437,622	\$ 470,906	\$ 534,490	\$ 572,758
Dynatrace® Net Expansion Rate	120%+	120%+	120%+	120%+	120%+	120%+	120%+	120%+

For an explanation of our key metrics, see section titled “Management’s Discussion and Analysis of Financial Condition and Results of Operations—Key Metrics.”

NON-GAAP FINANCIAL MEASURES

In addition to our financial information presented in accordance with GAAP, we use certain “non-GAAP financial measures” to clarify and enhance our understanding of past performance and future prospects. Generally, a non-GAAP financial measure is a numerical measure of a company’s operating performance, financial position or cash flow that includes or excludes amounts that are included or excluded from the most directly comparable measure calculated and presented in accordance with GAAP. As discussed below, we monitor the non-GAAP financial measures described below, and we believe they are helpful to investors.

Our non-GAAP financial measures may not provide information that is directly comparable to that provided by other companies in our industry because they may calculate non-GAAP financial results differently. In addition, there are limitations in using non-GAAP financial measures because they are not prepared in accordance with GAAP and exclude expenses that may have a material impact on our reported financial results. In particular, interest expense, which is excluded from Adjusted EBITDA has been and will continue to be a significant recurring expense in our business for the foreseeable future. The presentation of non-GAAP financial information is not meant to be considered in isolation or as a substitute for the directly comparable financial measures prepared in accordance with GAAP. We urge you to review the reconciliations of our non-GAAP financial measures to the comparable GAAP financial measures included below, and not to rely on any single financial measure to evaluate our business.

Non-GAAP operating income

To supplement our consolidated financial statements presented in accordance with GAAP, we provide investors with certain non-GAAP financial measures, including non-GAAP operating income. We define non-GAAP operating income as the respective GAAP balance, adjusted to exclude amortization, restructuring, transaction and sponsor related costs, and share-based compensation expense.

The following tables present our non-GAAP operating income and reconcile our GAAP net income (loss) to non-GAAP operating income for the years ended March 31, 2018, 2019, and 2020:

	Year Ended March 31, 2018				
	GAAP	Share-based compensation	Amortization of other intangibles	Restructuring & Other	Non-GAAP
Cost of revenues	\$ 96,534	\$ (1,720)	\$ (17,948)	\$ —	\$ 76,866
Gross profit	301,513	1,720	17,948	—	321,181
<i>Gross margin</i>	75.7 %				80.7 %
Research and development	58,320	(3,858)	—	—	54,462
Sales and marketing	145,350	(7,536)	—	—	137,814
General and administrative	64,114	(9,180)	—	(5,060)	49,874
Amortization of other intangibles	50,498	—	(50,498)	—	—
Restructuring and other	4,990	—	—	(4,990)	—
Operating (loss) income	(21,759)	22,294	68,446	10,050	79,031
<i>Operating margin</i>	(5.5)%				19.9%

Year Ended March 31, 2019					
	GAAP	Share-based compensation	Amortization of other intangibles	Restructuring & Other	Non-GAAP
Cost of revenues	\$ 106,801	\$ (5,777)	\$ (18,338)	\$ —	\$ 82,686
Gross profit	324,165	5,777	18,338	—	348,280
<i>Gross margin</i>	75.2 %				80.8 %
Research and development	76,759	(12,566)	—	—	64,193
Sales and marketing	178,886	(24,673)	—	—	154,213
General and administrative	91,778	(28,135)	—	(12,543)	51,100
Amortization of other intangibles	47,686	—	(47,686)	—	—
Restructuring and other	1,763	—	—	(1,763)	—
Operating (loss) income	(72,707)	71,151	66,024	14,306	78,774
<i>Operating margin</i>	(16.9)%				18.3 %

Year Ended March 31, 2020					
	GAAP	Share-based compensation	Amortization of other intangibles	Restructuring & Other	Non-GAAP
Cost of revenues	\$ 128,931	\$ (18,685)	\$ (16,449)	\$ —	\$ 93,797
Gross profit	416,872	18,685	16,449	—	452,006
<i>Gross margin</i>	76.4 %				82.8 %
Research and development	119,281	(38,670)	—	—	80,611
Sales and marketing	266,175	(84,698)	—	—	181,477
General and administrative	161,983	(80,425)	—	(21,619)	59,939
Amortization of other intangibles	40,280	—	(40,280)	—	—
Restructuring and other	1,092	—	—	(1,092)	—
Operating (loss) income	(171,939)	222,478	56,729	22,711	129,979
<i>Operating margin</i>	(31.5)%				23.8 %

Adjusted EBITDA

We believe that adjusted EBITDA is a measure widely used by securities analysts and investors to evaluate the financial performance of our company and other companies. We also believe that adjusted EBITDA is an important measure for evaluating our performance because it facilitates comparisons of our core operating results from period to period by removing the impact of our capital structure (net interest income or expense from our outstanding debt), asset base (depreciation and amortization), tax consequences, restructuring and other gains and losses, transaction and sponsor related costs, gains and losses on foreign currency and share-based compensation. In addition, we base certain of our forward-looking estimates and budgets on adjusted EBITDA.

The following tables reflect the reconciliation of adjusted EBITDA to net income (loss) calculated in accordance with GAAP:

	Year Ended March 31,			
	2017	2018	2019	2020
	(in thousands)			
Net income (loss)	\$ 796	\$ 9,222	\$ (116,194)	\$ (418,024)
Income tax (benefit) expense	(17,189)	(60,997)	(23,717)	199,491
Interest expense, net	25,481	35,220	69,845	45,397
Amortization	73,852	73,455	72,792	58,457
Depreciation	11,067	8,783	7,319	7,864
Restructuring and other	7,637	4,990	1,763	1,092
Transaction and sponsor related costs	2,835	5,060	12,543	21,619
Loss (gain) on currency translation	3,445	(5,204)	(2,641)	1,197
Share-based compensation	349	22,294	71,151	222,478
Adjusted EBITDA	<u>\$ 108,273</u>	<u>\$ 92,823</u>	<u>\$ 92,861</u>	<u>\$ 139,571</u>

MANAGEMENT'S DISCUSSION AND ANALYSIS OF FINANCIAL CONDITION AND RESULTS OF OPERATIONS

The following discussion and analysis of our financial condition and results of operations should be read in conjunction with the section titled "Selected Consolidated Financial Data" and our consolidated financial statements and related notes appearing elsewhere in this prospectus. The following discussion and analysis contains forward-looking statements that involve risks and uncertainties. When reviewing the discussion below, you should keep in mind the substantial risks and uncertainties that could impact our business. In particular, we encourage you to review the risks and uncertainties described in the section titled "Risk Factors" included elsewhere in this prospectus. These risks and uncertainties could cause actual results to differ materially from those projected in forward-looking statements contained in this report or implied by past results and trends. Our fiscal year ends on March 31. Our historical results are not necessarily indicative of the results that may be expected for any period in the future, and our interim results are not necessarily indicative of the results we expect for the full fiscal year or any other period.

Overview

We offer the market-leading software intelligence platform, purpose-built for multi-cloud environments. As enterprises embrace the cloud to effect their digital transformation, our all-in-one intelligence platform is designed to address the growing complexity faced by technology and digital business teams. Our platform utilizes artificial intelligence at its core and continuous automation to provide answers, not just data, about the performance of applications, the underlying multi-cloud infrastructure and the experience of our customers' users. We designed our software intelligence platform to allow our customers to modernize and automate IT operations, develop and release high quality software faster, and improve user experiences for better business outcomes. As a result, as of March 31, 2020, our products are trusted by more than 2,700 customers in over 80 countries in diverse industries such as banking, insurance, retail, manufacturing, travel and software.

Since we began operations, we have been a leader within the application performance monitoring space. In 2014, we leveraged the knowledge and experience of the same engineering team that founded Dynatrace to develop a new platform, the Dynatrace Software Intelligence Platform, from the ground up with a dynamic, AI-powered infrastructure to handle web-scale applications across multi-cloud platforms.

We market Dynatrace® through a combination of our global direct sales team and a network of partners, including resellers, system integrators, and managed service providers. We target the largest 15,000 global enterprise accounts, which generally have annual revenues in excess of \$750 million.

We generate revenue primarily by selling subscriptions, which we define as (i) Software-as-a-service ("SaaS") agreements, (ii) Dynatrace® term-based licenses, which are recognized ratably over the contract term, (iii) Dynatrace® perpetual licenses, which are recognized ratably over the term of the expected optional maintenance renewals, which is generally three years, and (iv) maintenance and support agreements.

We deploy our platform as a SaaS solution, with the option of retaining the data in the cloud, or at the edge in customer-provisioned infrastructure, which we refer to as Dynatrace® Managed. The Dynatrace® Managed offering allows customers to maintain control of the environment where their data resides, whether in the cloud or on-premise, combining the simplicity of SaaS with the ability to adhere to their own data security and sovereignty requirements. Our Mission Control center automatically upgrades all Dynatrace® instances and offers on-premise cluster customers auto-deployment options that suit their specific enterprise management processes.

Dynatrace® is an all-in-one platform, which is typically purchased by our customers with the full-stack Application Performance module, or APM, and extended with our Digital Experience Monitoring and/or Digital Business Analytics modules. Customers also have the option to purchase the infrastructure

monitoring module where the full-stack APM is not required, with the ability to upgrade to the full-stack APM when necessary. Our Dynatrace® platform has been commercially available since 2016 and is now the primary offering we sell. Dynatrace® customers increased to 2,373 as of March 31, 2020 from 1,364 as of March 31, 2019.

Our Classic products include AppMon, Classic Real User Monitoring, or RUM, Network Application Monitoring, or NAM, and Synthetic Classic. As of April 2018, these products are only available to customers who had previously purchased them. AppMon, Classic RUM, and NAM are deployed using customer-provisioned infrastructure, either on-premise or in the cloud, while Synthetic Classic is a SaaS-based application.

Coronavirus (COVID-19) Impact

In December 2019, an outbreak of a novel strain of the coronavirus (“COVID-19”) was reported in China, in January 2020 the World Health Organization (“WHO”) declared the outbreak a Public Health Emergency of International Concern, and in March 2020 WHO declared the outbreak a global pandemic. The extent to which the COVID-19 pandemic may impact our business going forward will depend on numerous evolving factors that we cannot reliably predict, including the duration and scope of the pandemic; governmental, business, and individuals' actions in response to the pandemic; and the impact on economic activity including the possibility of recession or financial market instability. These factors may adversely impact business spending on technology as well as customers' ability to pay for our products and services on an ongoing basis. At this point, the extent to which the COVID-19 pandemic may impact our financial condition or results of operations is uncertain.

The economic consequences of the COVID-19 pandemic have been challenging for certain customers and prospects. We have offered extended free trial periods in certain circumstances, changed how we spend on marketing and lead generation activities, and slowed down the pace at which we are hiring new employees.

While the broader implications of the COVID-19 pandemic on our results of operations and overall financial performance remain uncertain, the COVID-19 pandemic and its adverse effects have become more prevalent in the locations where we, our customers and partners conduct business. We may experience curtailed customer demand that could adversely impact our business, results of operations and overall financial performance in future periods. Specifically, we may be impacted by changes in our customers' ability or willingness to purchase our offerings; changes in the timing of our current or prospective customers' purchasing decisions; pricing discounts or extended payment terms; reductions in the amount or duration of customers' subscription contracts; or increased customer attrition rates. While our revenue, customer retention, and earnings are relatively predictable as a result of our subscription-based business model, the effect, if any, of the COVID-19 pandemic would not be fully reflected in our results of operations and overall financial performance until future periods.

While the implications of the COVID-19 pandemic remain uncertain, we plan to continue to make investments to support business growth. We believe that the growth of our business is dependent on many factors, including our ability to expand our customer base, increase the conversion of our existing customers from our Classic products to our Dynatrace® platform, develop new products and applications to extend the functionality of our products, and provide a high level of customer service. We expect to invest in sales and marketing to support customer growth. We also expect to invest in research and development as we continue to introduce new products and applications to extend the functionality of our products. We also intend to maintain a high level of customer service and support which we consider critical for our continued success. We also expect to continue to incur general and administrative expenses to support our business and to maintain the infrastructure required to be a public company. We intend to use our cash flow from operations to fund these growth strategies and support our business despite the potential impact from the COVID-19 pandemic and do not expect to be profitable in the near term.

See the section titled “Risk Factors” included elsewhere in this prospectus for further discussion of the possible impact of the COVID-19 pandemic on our business.

Key Factors Affecting Our Performance

Our historical financial performance has been, and we expect our financial performance in the future to be, driven by our ability to:

- **Extend our technology and market leadership position.** We intend to maintain our position as the market-leading software intelligence platform through increased investment in research and development and continued innovation. We expect to focus on expanding the functionality of Dynatrace® and investing in capabilities that address new market opportunities. We believe this strategy will enable new growth opportunities and allow us to continue to deliver differentiated high-value outcomes to our customers.
- **Grow our customer base.** We intend to drive new customer growth by expanding our direct sales force focused on the largest 15,000 global enterprise accounts, which generally have annual revenues in excess of \$750 million. The initial average Dynatrace® ARR for the 601 gross new customers added during the year ended March 31, 2020 was approximately \$94,000. In addition, we expect to leverage our global partner ecosystem to add new customers in geographies where we have direct coverage and work jointly with our partners. In other geographies, such as Africa, Japan, the Middle East, Russia and South Korea, we utilize a multi-tier “master reseller” model.
- **Increase penetration within existing customers.** We plan to continue to increase penetration within our existing customers by expanding the breadth of our platform capabilities to provide for continued cross-selling opportunities. In addition, we believe the ease of implementation for Dynatrace® provides us the opportunity to expand adoption within our existing enterprise customers, across new customer applications, and into additional business units or divisions. Once customers are on the Dynatrace® platform, we have seen significant dollar-based net expansion due to the ease of use and power of our new platform.
- **Enhance our strategic partner ecosystem.** Our strategic partners include industry-leading system integrators, software vendors, and cloud and technology providers. We intend to continue to invest in our partner ecosystem, with a particular emphasis on expanding our strategic alliances and cloud-focused partnerships, such as AWS, Azure, Google Cloud Platform, Red Hat OpenShift, and VMware Tanzu.

Key Metrics

In addition to our GAAP financial information, we monitor the following key metrics to help us measure and evaluate the effectiveness of our operations:

	As of							
	6/30/2018	9/30/2018	12/31/2018	3/31/2019	6/30/2019	9/30/2019	12/31/2019	3/31/2020
Number of Dynatrace® Customers	733	899	1,149	1,364	1,578	1,828	2,208	2,373
Dynatrace® ARR (in thousands)	\$ 118,371	\$ 159,949	\$ 226,976	\$ 282,815	\$ 326,298	\$ 376,816	\$ 465,885	\$ 527,830
Classic ARR (in thousands)	\$ 187,732	\$ 166,490	\$ 145,341	\$ 120,459	\$ 111,324	\$ 94,090	\$ 68,605	\$ 44,928
Total ARR (in thousands)	\$ 306,103	\$ 326,439	\$ 372,317	\$ 403,274	\$ 437,622	\$ 470,906	\$ 534,490	\$ 572,758
Dynatrace® Net Expansion Rate	120%+	120%+	120%+	120%+	120%+	120%+	120%+	120%+

Dynatrace® Customers: We define the number of Dynatrace® customers at the end of any reporting period as the number of accounts, as identified by a unique account identifier, that generate at least \$10,000 of Dynatrace® ARR as of the reporting date. In infrequent cases, a single large organization may comprise multiple customer accounts when there are distinct divisions, departments or subsidiaries that operate and make purchasing decisions independently from the parent organization. In cases where multiple customer accounts exist under a single organization, each customer account is counted separately based on a mutually exclusive accounting of ARR. As such, even though we target the largest 15,000 global enterprise accounts, there are more than 15,000 addressable Dynatrace® customers. We believe that our ability to grow the number of Dynatrace® customers is an indicator of our ability to drive market adoption of our platform, as well as our ability to grow the business and generate future subscription revenues.

Dynatrace® ARR: We define Dynatrace® annualized recurring revenue, or ARR, as the daily revenue of all term-based Dynatrace® subscription agreements that are actively generating revenue as of the last day of the reporting period multiplied by 365. We exclude from our calculation of ARR any revenues derived from month-to-month agreements and/or product usage overage billings, where customers are billed in arrears based on product usage.

Classic ARR: We define classic annualized recurring revenue as the daily revenue of all classic subscription agreements that are actively generating revenue as of the last day of the reporting period multiplied by 365. We exclude from our calculation of ARR any revenues derived from month-to-month agreements and/or product usage overage billings, where customers are billed in arrears based on product usage. Classic ARR was \$45 million as of March 31, 2020. Over the past year, Classic ARR has decreased by \$76 million, or 63%. The \$76 million reduction in Classic ARR was offset by a \$90 million increase in Dynatrace® ARR resulting from the conversion of Classic products to Dynatrace® products, as well as upsell generated at the time of conversion of accounts that have undergone a conversion from our Classic products to Dynatrace® products. We also believe that in future periods the reduction in Classic ARR from lost customers may exceed the increase in Dynatrace® ARR resulting from the conversion to Dynatrace® products and upsell at the time of conversion. Based on historical trends, we believe that substantially all of our Classic ARR as of March 31, 2020 will convert to Dynatrace® ARR over the next two quarters.

Total ARR: We define Total ARR as the daily revenue of all subscription agreements that are actively generating revenue as of the last day of the reporting period multiplied by 365. We exclude from our calculation of Total ARR any revenues derived from month-to-month agreements and/or product usage overage billings. Total ARR was \$573 million as of March 31, 2020. Over the past year, Total ARR has grown by \$169 million, or 42%. This growth was the result of a \$57 million increase in ARR from new customer additions, a \$98 million increase in ARR from the expansion of existing customers on the Dynatrace® platform, and an \$14 million increase in ARR as a result of expansion at the time of conversion from our Classic customers, net of churn.

Dynatrace® Net Expansion Rate: We define the Dynatrace net expansion rate as the Dynatrace® ARR at the end of a reporting period for the cohort of Dynatrace® accounts as of one year prior to the date of calculation, divided by the Dynatrace® ARR one year prior to the date of calculation for that same cohort. This calculation excludes the benefit of Dynatrace® ARR resulting from the conversion of Classic products to the Dynatrace® platform, as well as any upsell generated at the time of conversion. Dynatrace® net expansion rate was 123% as of March 31, 2020 and has trended between 120% and 140% since June 30, 2018.

Key Components of Results of Operations

Revenue

Revenue includes subscriptions, licenses and services.

Subscription. Our subscription revenue consists of (i) SaaS agreements, (ii) Dynatrace® term-based licenses which are recognized ratably over the contract term, (iii) Dynatrace® perpetual licenses that are recognized ratably over the term of the expected optional maintenance renewals, which is generally three years, and (iv) maintenance and support agreements. We typically invoice SaaS subscription fees and term licenses annually in advance and recognize subscription revenue ratably over the term of the applicable agreement, provided that all other revenue recognition criteria have been satisfied. Fees for our Dynatrace® perpetual licenses are generally billed up front. See the section titled “Management’s Discussion and Analysis of Financial Condition and Results of Operations — Critical Accounting Policies and Estimates—Revenue Recognition” for more information. Over time, we expect subscription revenue will increase as a percentage of total revenue as we continue to focus on increasing subscription revenue as a key strategic priority.

License. License revenue reflects the revenues recognized from sales of perpetual and term-based licenses of our Classic products that are sold primarily to existing customers. The license fee portion of perpetual license arrangements is recognized upfront assuming all revenue recognition criteria are satisfied. Term license fees are also recognized up front. Term licenses are generally billed annually in advance and perpetual licenses are billed up front.

Service. Service revenue consists of revenue from helping our customers deploy our software in highly complex operational environments and train their personnel. We recognize the revenues associated with these professional services on a time and materials basis as we deliver the services or provide the training. We generally recognize the revenues associated with our services in the period the services are performed, provided that collection of the related receivable is reasonably assured.

Cost of Revenue

Cost of subscription. Cost of subscription revenue includes all direct costs to deliver and support our subscription products, including salaries, benefits, share-based compensation and related expenses such as employer taxes, allocated overhead for facilities, IT, third-party hosting fees related to our cloud services, and amortization of internally developed capitalized software technology. We recognize these expenses as they are incurred.

Cost of service. Cost of service revenue includes salaries, benefits, share-based compensation and related expenses such as employer taxes for our services organization, allocated overhead for depreciation of equipment, facilities and IT. We recognize these expenses as they are incurred.

Amortization of acquired technology. Amortization of acquired technology includes amortization expense for technology acquired in business combinations and the Thoma Bravo Funds’ acquisition of us in 2014.

Gross Profit and Gross Margin

Gross profit is revenue less cost of revenue, and gross margin is gross profit as a percentage of revenue. Gross profit has been and will continue to be affected by various factors, including the mix of our license, subscription, and services and other revenue, the costs associated with third-party cloud-based hosting services for our cloud-based subscriptions, and the extent to which we expand our customer support and services organizations. We expect that our gross margin will fluctuate from period to period depending on the interplay of these various factors.

Operating Expenses

Personnel costs, which consist of salaries, benefits, bonuses, stock-based compensation and, with regard to sales and marketing expenses, sales commissions, are the most significant component of our operating expenses. We also incur other non-personnel costs such as an allocation of our general overhead expenses.

Research and development. Research and development expenses primarily consists of the cost of programming personnel. We focus our research and development efforts on developing new solutions, core technologies, and to further enhance the functionality, reliability, performance and flexibility of existing solutions. We believe that our software development teams and our core technologies represent a significant competitive advantage for us and we expect that our research and development expenses will continue to increase, as we invest in research and development headcount to further strengthen and enhance our solutions.

Sales and marketing. Sales and marketing expenses primarily consists of personnel and facility-related costs for our sales, marketing, and business development personnel, commissions earned by our sales personnel and the cost of marketing and business development programs. We expect that sales and marketing expenses will continue to increase as we continue to hire additional sales and marketing personnel and invest in marketing programs.

General and administrative. General and administrative expenses primarily consist of the personnel and facility-related costs for our executive, finance, legal, human resources and administrative personnel; and other corporate expenses, including those associated with preparation of the initial public offering. We anticipate continuing to incur additional expenses due to growing our operations and being a public company, including higher legal, corporate insurance and accounting expenses.

Amortization of other intangibles. Amortization of other intangibles primarily consists of amortization of customer relationships, acquired technology, capitalized software and tradenames.

Restructuring and Other. Restructuring and other expenses primarily consists of various restructuring activities we have undertaken to achieve strategic and financial objectives. Restructuring activities include, but are not limited to, product offering cancellation and termination of related employees, office relocation, administrative cost structure realignment and consolidation of resources.

Other Expense, Net

Other expense, net consists primarily of interest expense and foreign currency realized and unrealized gains and losses related to the impact of transactions denominated in a foreign currency, including balances between subsidiaries. Interest expense, net of interest income, consists primarily of interest on our term loan facility, amortization of debt issuance costs, loss on debt extinguishment and prepayment penalties.

Income Tax Benefit (Expense)

Our income tax benefit (expense), deferred tax assets and liabilities, and liabilities for unrecognized tax benefits reflect management's best assessment of estimated current and future taxes to be paid. We are subject to income taxes in both the United States and numerous foreign jurisdictions. Significant judgments and estimates are required in determining the consolidated income tax expense.

Our income tax rate varies from the U.S. federal statutory rate mainly due to (1) differing tax rates and regulations in foreign jurisdictions, (2) differences in accounting and tax treatment of our stock-based compensation, and (3) foreign withholding taxes. We expect this fluctuation in income tax rates, as well as its potential impact on our results of operations, to continue.

Results of Operations

The following tables set forth our results of operations for the periods presented:

	Fiscal Year Ended March 31,					
	2018		2019		2020	
	Amount	Percent	Amount	Percent	Amount	Percent
(in thousands, except percentages)						
Revenue:						
Subscription	\$ 257,576	65%	\$ 349,830	81%	\$ 487,817	89%
License	98,756	25%	40,354	9%	12,686	3%
Service	41,715	10%	40,782	10%	45,300	8%
Total revenue	398,047	100%	430,966	100%	545,803	100%
Cost of revenue:						
Cost of subscription	48,270	12%	56,934	13%	73,193	13%
Cost of service	30,316	8%	31,529	7%	39,289	7%
Amortization of acquired technology	17,948	4%	18,338	5%	16,449	4%
Total cost of revenue (1)	96,534	24%	106,801	25%	128,931	24%
Gross profit	301,513	76%	324,165	75%	416,872	76%
Operating expenses:						
Research and development (1)	58,320	15%	76,759	18%	119,281	22%
Sales and marketing (1)	145,350	37%	178,886	42%	266,175	49%
General and administrative (1)	64,114	16%	91,778	21%	161,983	30%
Amortization of other intangibles	50,498	13%	47,686	11%	40,280	7%
Restructuring and other	4,990		1,763		1,092	
Total operating expenses	323,272		396,872		588,811	
Loss from operations	(21,759)		(72,707)		(171,939)	
Other expense, net	(30,016)		(67,204)		(46,594)	
Loss before income taxes	(51,775)		(139,911)		(218,533)	
Income tax benefit (expense)	60,997		23,717		(199,491)	
Net income (loss)	\$ 9,222		\$ (116,194)		\$ (418,024)	

(1) Includes share-based compensation expense as follows:

	Fiscal Year Ended March 31,		
	2018	2019	2020
	(in thousands)		
Cost of revenue	\$ 1,720	\$ 5,777	\$ 18,685
Research and development	3,858	12,566	38,670
Sales and marketing	7,536	24,673	84,698
General and administrative	9,180	28,135	80,425
Total share-based compensation	\$ 22,294	\$ 71,151	\$ 222,478

Comparison of the Fiscal Years Ended March 31, 2018 and 2019

Revenue

	Fiscal Year Ended March 31,		Change	
	2018	2019	Amount	Percent
(in thousands, except percentages)				
Subscription	\$ 257,576	\$ 349,830	\$ 92,254	36 %
License	98,756	40,354	(58,402)	(59) %
Service	41,715	40,782	(933)	(2) %
Total revenue	<u>\$ 398,047</u>	<u>\$ 430,966</u>	<u>\$ 32,919</u>	<u>8 %</u>

Subscription

Subscription revenue increased by \$92.3 million, or 36%, for the year ended March 31, 2019, as compared to the year ended March 31, 2018, primarily due to the growing adoption of the Dynatrace® platform by new customers combined with existing customers expanding their use of our solutions. Our subscription revenue increased to 81% of total revenue for the year ended March 31, 2019 compared to 65% of total revenue for the year ended March 31, 2018.

License

License revenue decreased by \$58.4 million, or 59%, for the year ended March 31, 2019, as compared to the year ended March 31, 2018, primarily due to decline of sales of our Classic products to existing customers as they convert to our Dynatrace® platform. We are no longer selling our Classic products to new customers.

Service

Service revenue decreased by \$0.9 million, or 2%, for the year ended March 31, 2019, as compared to the year ended March 31, 2018. The decrease was primarily a result of consulting services related to our Classic products. We recognize the revenues associated with professional services as we deliver the services.

Cost of Revenue

	Fiscal Year Ended March 31,		Change	
	2018	2019	Amount	Percent
(in thousands, except percentages)				
Cost of subscription	\$ 48,270	\$ 56,934	\$ 8,664	18 %
Cost of service	30,316	31,529	1,213	4 %
Amortization of acquired technology	17,948	18,338	390	2 %
Total cost of revenue	<u>\$ 96,534</u>	<u>\$ 106,801</u>	<u>\$ 10,267</u>	<u>11 %</u>

Cost of subscription

Cost of subscription revenue increased \$8.7 million, or 18%, for the year ended March 31, 2019 compared to the year ended March 31, 2018. The increase is primarily due to higher personnel costs to support the growth of our subscription cloud-based offering as well as higher share-based compensation of \$2.9 million.

Cost of service

Cost of service revenue increased by \$1.2 million, or 4%, for the year ended March 31, 2019, as compared to the year ended March 31, 2018. The increase was the result of higher share-based compensation of \$1.1 million and increased personnel costs to support the increase in use of our consulting and training services to support our new customers, which was partially offset by lower third-party consulting costs.

Amortization of acquired technologies

For the years ended March 31, 2018 and 2019, amortization of acquired technologies includes \$17.7 million of amortization expense for technology acquired in connection with the Thoma Bravo Funds' acquisition of us in 2014, with the remaining balance related primarily to the Qumram acquisition in November 2017.

Gross Profit and Gross Margin

	Fiscal Year Ended March 31,		Change	
	2018	2019	Amount	Percent
(in thousands, except percentages)				
Gross profit:				
Subscription	\$ 209,306	\$ 292,896	\$ 83,590	40 %
License	98,756	40,354	(58,402)	(59)%
Service	11,399	9,253	(2,146)	(19)%
Amortization of acquired technology	(17,948)	(18,338)	(390)	2 %
Total gross profit	\$ 301,513	\$ 324,165	\$ 22,652	8 %
Gross margin:				
Subscription	81 %	84 %		
License	100 %	100 %		
Service	27 %	23 %		
Amortization of acquired technology	(100)%	(100)%		
Total gross margin	76 %	75 %		

Subscription

Subscription gross profit increased by \$83.6 million, or 40%, during the year ended March 31, 2019 compared to the year ended March 31, 2018. Subscription gross margin increased from 81% to 84%, during the year ended March 31, 2019 compared to the year ended March 31, 2018.

License

License gross profit decreased by \$58.4 million, or 59%, during the year ended March 31, 2019 compared to the year ended March 31, 2018. The decrease was the result of a decline in sales of perpetual and term licenses for our Classic products.

Service

Service gross profit decreased by \$2.1 million, or 19%, during the year ended March 31, 2019 compared to the year ended March 31, 2018. Service gross margin decreased from 27% to 23%, during the year ended March 31, 2019 compared to the year ended March 31, 2018.

Operating Expenses

	Fiscal Year Ended March 31,		Change	
	2018	2019	Amount	Percent
(in thousands, except percentages)				
Operating expenses:				
Research and development	\$ 58,320	\$ 76,759	\$ 18,439	32 %
Sales and marketing	145,350	178,886	33,536	23 %
General and administrative	64,114	91,778	27,664	43 %
Amortization of other intangibles	50,498	47,686	(2,812)	(6)%
Restructuring and other	4,990	1,763	(3,227)	(65)%
Total operating expenses	\$ 323,272	\$ 396,872	\$ 73,600	23 %

Research and development

Research and development expenses increased \$18.4 million, or 32%, for the year ended March 31, 2019, as compared to the year ended March 31, 2018. The increase is attributable to higher share-based compensation of \$8.7 million and a 20% increase in headcount, resulting in increased personnel and other costs to expand our product offerings of \$6.9 million. Lower capitalization of internally developed capitalized software technology of \$1.8 million also contributed to the increase.

Sales and marketing

Sales and marketing expenses increased \$33.5 million, or 23%, for the year ended March 31, 2019, as compared to the year ended March 31, 2018, primarily due to higher share-based compensation of \$17.1 million. Further contributing to the increase was a 10% increase in headcount, resulting in an increase of \$12.3 million in personnel and other costs to expand our sales organization and marketing program investments to increase awareness and to accelerate lead generation activities.

General and administrative

General and administrative expenses increased \$27.7 million, or 43%, for the year ended March 31, 2019, as compared to the year ended March 31, 2018, primarily due to an increase in share-based compensation of \$19.0 million and transaction costs related to the initial public offering of \$7.3 million. Sponsor related costs were approximately \$4.9 million for each of the years ended March 31, 2018 and 2019.

Amortization of other intangibles

Amortization of other intangibles decreased by \$2.8 million, or 6%, for the year ended March 31, 2019, as compared to the year ended March 31, 2018. The decrease is primarily the result of lower amortization for certain intangible assets that are amortized on a systematic basis that reflects the pattern in which the economic benefits of the intangible assets are estimated to be realized.

Restructuring and other

Restructuring expenses decreased by \$3.2 million, or 65%, for the year ended March 31, 2019, as compared to the year ended March 31, 2018, due to lower costs incurred for various restructuring activities to achieve our strategic and financial objectives, lower facility exit charges in relation to plans to optimize our U.S. offices, and lower costs related to a restructuring program designed to align employee resources with our product offering and future plans.

Other Expense, Net

Other expense, net increased by \$37.2 million, or 124%, for the year ended March 31, 2019, as compared to the year ended March 31, 2018. The increase in other expense was primarily a result of interest expense on our Term Loans entered into in the second quarter of 2019. See section titled “Liquidity and Capital Resources.”

Income Tax Benefit

Income tax benefit decreased by \$37.3 million to \$23.7 million for the year ended March 31, 2019, as compared to an income tax benefit of \$61.0 million for the year ended March 31, 2018. The decrease was primarily a result of a \$50.0 million tax benefit recorded in the year ended March 31, 2018 for the remeasurement of the U.S. deferred tax liabilities to the newly-enacted 21% corporate federal tax rate under the Tax Cuts and Jobs Act.

Comparison of the Fiscal Years Ended March 31, 2019 and 2020

Revenue

	Fiscal Year Ended March 31,		Change	
	2019	2020	Amount	Percent
(in thousands, except percentages)				
Subscription	\$ 349,830	\$ 487,817	\$ 137,987	39 %
License	40,354	12,686	(27,668)	(69)%
Service	40,782	45,300	4,518	11 %
Total revenue	<u>\$ 430,966</u>	<u>\$ 545,803</u>	<u>\$ 114,837</u>	<u>27 %</u>

Subscription

Subscription revenue increased by \$138.0 million, or 39%, for the year ended March 31, 2020, as compared to the year ended March 31, 2019, primarily due to the growing adoption of the Dynatrace® platform by new customers combined with existing customers expanding their use of our solutions. Our subscription revenue increased to 89% of total revenue for the year ended March 31, 2020 compared to 81% of total revenue for the year ended March 31, 2019.

License

License revenue decreased by \$27.7 million, or 69%, for the year ended March 31, 2020, as compared to the year ended March 31, 2019, primarily due to decline of sales of our Classic products to existing customers as they convert to our Dynatrace® platform. We are no longer selling our Classic products to new customers.

Service

Service revenue increased by \$4.5 million, or 11%, for the year ended March 31, 2020, as compared to the year ended March 31, 2019. We recognize the revenues associated with professional services as we deliver the services.

Cost of Revenue

	Fiscal Year Ended March 31,		Change	
	2019	2020	Amount	Percent
(in thousands, except percentages)				
Cost of subscription	\$ 56,934	\$ 73,193	\$ 16,259	29 %
Cost of service	31,529	39,289	7,760	25 %
Amortization of acquired technology	18,338	16,449	(1,889)	(10)%
Total cost of revenue	<u>\$ 106,801</u>	<u>\$ 128,931</u>	<u>\$ 22,130</u>	<u>21 %</u>

Cost of subscription

Cost of subscription revenue increased by \$16.3 million, or 29%, for the year ended March 31, 2020 compared to the year ended March 31, 2019. The increase is primarily due to higher share-based compensation of \$9.0 million as well as higher personnel costs to support the growth of our subscription cloud-based offering.

Cost of service

Cost of service increased by \$7.8 million, or 25%, for the year ended March 31, 2020, as compared to the year ended March 31, 2019. The increase was the result of higher share-based compensation of \$3.9 million as well as increased personnel costs to support the increase in use of our consulting and training services to support our new customers.

Amortization of acquired technologies

For the years ended March 31, 2019 and 2020, amortization of acquired technologies includes \$17.7 million and \$16.2 million, respectively, of amortization expense for technology acquired in connection with the Thoma Bravo Funds' acquisition of us in 2014, with the remaining balance related primarily to the Qumram acquisition in November 2017.

Gross Profit and Gross Margin

	Fiscal Year Ended March 31,		Change	
	2019	2020	Amount	Percent
(in thousands, except percentages)				
Gross profit:				
Subscription	\$ 292,896	\$ 414,624	\$ 121,728	42 %
License	40,354	12,686	(27,668)	(69)%
Service	9,253	6,011	(3,242)	(35)%
Amortization of acquired technology	(18,338)	(16,449)	1,889	(10)%
Total gross profit	<u>\$ 324,165</u>	<u>\$ 416,872</u>	<u>\$ 92,707</u>	<u>29 %</u>
Gross margin:				
Subscription	84 %	85 %		
License	100 %	100 %		
Service	23 %	13 %		
Amortization of acquired technology	(100)%	(100)%		
Total gross margin	<u>75 %</u>	<u>76 %</u>		

Subscription

Subscription gross profit increased by \$121.7 million, or 42%, during the year ended March 31, 2020 compared to the year ended March 31, 2019. Subscription gross margin increased from 84% to 85%, during the year ended March 31, 2020 compared to the year ended March 31, 2019.

License

License gross profit decreased by \$27.7 million, or 69%, during the year ended March 31, 2020 compared to the year ended March 31, 2019. The decrease was the result of a decline in sales of perpetual and term licenses for our Classic products.

Service

Service gross profit decreased by \$3.2 million, or 35%, during the year ended March 31, 2020 compared to the year ended March 31, 2019. Service gross margin decreased from 23% to 13%, during the year ended March 31, 2020 compared to the year ended March 31, 2019. Higher share-based compensation costs decreased gross profit by \$3.9 million compared to last fiscal year.

Operating Expenses

	Fiscal Year Ended March 31,		Change	
	2019	2020	Amount	Percent
(in thousands, except percentages)				
Operating expenses:				
Research and development	\$ 76,759	\$ 119,281	\$ 42,522	55 %
Sales and marketing	178,886	266,175	87,289	49 %
General and administrative	91,778	161,983	70,205	76 %
Amortization of other intangibles	47,686	40,280	(7,406)	(16)%
Restructuring and other	1,763	1,092	(671)	(38)%
Total operating expenses	<u>\$ 396,872</u>	<u>\$ 588,811</u>	<u>\$ 191,939</u>	<u>48 %</u>

Research and development

Research and development expenses increased by \$42.5 million, or 55%, for the year ended March 31, 2020, as compared to the year ended March 31, 2019. The increase is primarily attributable to higher share-based compensation of \$26.1 million and a 20% increase in headcount and related allocated overhead as well as other costs to expand our product offerings of \$8.1 million. Higher software and maintenance expenses, primarily cloud-based hosting costs related to the development of our cloud-based offering of \$3.8 million also contributed to the increase.

Sales and marketing

Sales and marketing expenses increased by \$87.3 million, or 49%, for the year ended March 31, 2020, as compared to the year ended March 31, 2019, primarily due to higher share-based compensation of \$60.0 million. Further contributing to the increase was a 14% increase in headcount, resulting in an increase of \$23.1 million in personnel costs.

General and administrative

General and administrative expenses increased by \$70.2 million, or 76%, for the year ended March 31, 2020, as compared to the year ended March 31, 2019, primarily due to an increase in share-based compensation of \$52.3 million and higher transaction costs of \$12.8 million related to the initial public offering completed in fiscal 2020. Further contributing to the increase was an increase in personnel costs and insurance costs. Sponsor related costs were \$4.9 million and \$1.6 million for the years ended March 31, 2019 and 2020, respectively. Sponsor costs declined in 2020 because we stopped incurring these costs upon completion of our initial public offering.

Amortization of other intangibles

Amortization of other intangibles decreased by \$7.4 million, or 16%, for the year ended March 31, 2020, as compared to the year ended March 31, 2019. The decrease is primarily the result of lower amortization for certain intangible assets that are amortized on a systematic basis that reflects the pattern in which the economic benefits of the intangible assets are estimated to be realized and the completion of amortization on certain intangibles.

Restructuring and other

Restructuring expenses decreased by \$0.7 million, or 38%, for the year ended March 31, 2020, as compared to the year ended March 31, 2019, due to lower costs incurred for various restructuring activities to achieve our strategic and financial objectives including costs related to a restructuring program designed to align employee resources with our product offering and future plans.

Other Expense, Net

Other expense, net decreased by \$20.6 million, or 31%, for the year ended March 31, 2020, as compared to the year ended March 31, 2019. The decrease in other expense was primarily a result of lower interest expense on our related party promissory notes as described further in Note 17 with the consolidated financial statements included herein.

Income Tax Benefit (Expense)

Income tax expense increased by \$223.2 million resulting in an expense of \$199.5 million for the year ended March 31, 2020, as compared to a benefit of \$23.7 million for the year ended March 31, 2019. This change was primarily due to an increase in income tax expense of \$251.8 million as a result of our reorganization transactions during fiscal 2020.

Quarterly Results of Operations

The following tables set forth our unaudited quarterly consolidated statements of operations data for each of the quarters indicated as well as the percentage that each line item represents of our total revenue for each quarter presented. The information for each quarter has been prepared on a basis consistent with our audited consolidated financial statements included in this prospectus and reflect, in the opinion of management, all adjustments of a normal, recurring nature that are necessary for a fair presentation of the financial information contained in those statements. Our historical results are not necessarily indicative of the results that may be expected in the future. The following quarterly financial data should be read in conjunction with our consolidated financial statements included elsewhere in this prospectus.

	Fiscal Quarter Ended							
	6/30/2018	9/30/2018	12/31/2018	3/31/2019	6/30/2019	9/30/2019	12/31/2019	3/31/2020
(In thousands, except per share data)								
Revenue:								
Subscription	\$ 77,924	\$ 82,389	\$ 91,661	\$ 97,856	\$ 108,128	\$ 115,805	\$ 128,518	\$ 135,366
License	11,079	9,662	12,064	7,549	3,784	2,745	3,895	2,262
Service	9,218	9,836	10,965	10,763	10,638	10,828	10,885	12,949
Total revenue	98,221	101,887	114,690	116,168	122,550	129,378	143,298	150,577
Cost of revenue:								
Cost of subscription	13,132	14,256	13,534	16,012	16,177	23,456	16,297	17,263
Cost of service	6,895	7,522	7,731	9,381	8,809	11,847	8,584	10,049
Amortization of acquired technology	4,664	4,558	4,558	4,558	4,557	4,243	3,824	3,825
Total cost of revenue (1)	24,691	26,336	25,823	29,951	29,543	39,546	28,705	31,137
Gross profit	73,530	75,551	88,867	86,217	93,007	89,832	114,593	119,440
Operating expenses:								
Research and development (1)	17,896	19,690	17,643	21,530	25,659	46,596	22,517	24,509
Sales and marketing (1)	42,509	44,883	43,275	48,219	58,215	99,966	52,400	55,594
General and administrative (1)	19,881	25,211	19,672	27,014	31,882	86,953	21,883	21,265
Amortization of other intangibles	12,049	11,964	11,879	11,794	10,142	10,061	10,039	10,038
Restructuring and other	410	73	(24)	1,304	115	779	199	(1)
Total operating expenses	92,745	101,821	92,445	109,861	126,013	244,355	107,038	111,405
(Loss) income from operations	(19,215)	(26,270)	(3,578)	(23,644)	(33,006)	(154,523)	7,555	8,035
Other expense, net	(7,824)	(17,934)	(21,206)	(20,240)	(19,092)	(14,388)	(5,928)	(7,186)

(Loss) income before income taxes	(27,039)	(44,204)	(24,784)	(43,884)	(52,098)	(168,911)	1,627	849
Income tax benefit (expense)	3,483	4,266	2,682	13,286	2,943	(248,423)	136	45,853
Net (loss) income	\$ (23,556)	\$ (39,938)	\$ (22,102)	\$ (30,598)	\$ (49,155)	\$ (417,334)	\$ 1,763	\$ 46,702
Net (loss) income per share, basic (2)	\$ (0.10)	\$ (0.17)	\$ (0.09)	\$ (0.13)	\$ (0.21)	\$ (1.58)	\$ 0.01	\$ 0.17
Net (loss) income per share, diluted (2)	\$ (0.10)	\$ (0.17)	\$ (0.09)	\$ (0.13)	\$ (0.21)	\$ (1.58)	\$ 0.01	\$ 0.16
Weighted average shares outstanding, basic (2)	233,971	235,215	236,024	236,667	237,693	264,127	277,926	278,665
Weighted average shares outstanding, diluted (2)	233,971	235,215	236,024	236,667	237,693	264,127	280,156	283,302

(1) Includes share-based compensation expense as follows:

	Fiscal Quarter Ended							
	6/30/2018	9/30/2018	12/31/2018	3/31/2019	6/30/2019	9/30/2019	12/31/2019	3/31/2020
	(in thousands)							
Cost of revenue	\$ 1,084	\$ 1,906	\$ 476	\$ 2,311	\$ 3,309	\$ 12,720	\$ 1,317	\$ 1,339
Research and development	2,418	4,163	1,009	4,976	7,127	27,379	2,173	1,991
Sales and marketing	4,463	7,998	2,179	10,033	15,104	56,781	6,707	6,106
General and administrative	5,233	8,963	2,393	11,546	15,885	57,866	3,316	3,358
Total share-based compensation	\$ 13,198	\$ 23,030	\$ 6,057	\$ 28,866	\$ 41,425	\$ 154,746	\$ 13,513	\$ 12,794

(2) See Note 15 to our consolidated financial statements included in this prospectus for further details on the calculation of basic and diluted net income (loss) per share.

The following table shows our revenues and costs as a percentage of total revenue:

	Fiscal Quarter Ended							
	6/30/2018	9/30/2018	12/31/2018	3/31/2019	6/30/2019	9/30/2019	12/31/2019	3/31/2020
	(as a % of revenue)							
Revenue:								
Subscription	79.3 %	80.9 %	79.9 %	84.2 %	88.2 %	89.5 %	89.7 %	89.9 %
License	11.3	9.5	10.5	6.5	3.1	2.1	2.7	1.5
Service	9.4	9.7	9.6	9.3	8.7	8.4	7.6	8.6
Total revenue	100.0	100.0	100.0	100.0	100.0	100.0	100.0	100.0
Cost of revenue:								
Cost of subscription	13.4	14.0	11.8	13.8	13.2	18.1	11.4	11.5
Cost of service	7.0	7.4	6.7	8.1	7.2	9.2	6.0	6.7
Amortization of acquired technology	4.7	4.5	4.0	3.9	3.7	3.3	2.6	2.5
Total cost of revenue (1)	25.1	25.8	22.5	25.8	24.1	30.6	20.0	20.7
Gross profit	74.9	74.2	77.5	74.2	75.9	69.4	80.0	79.3
Operating expenses:								
Research and development (1)	18.2	19.3	15.4	18.5	20.9	36.0	15.7	16.3
Sales and marketing (1)	43.3	44.1	37.7	41.5	47.5	77.3	36.6	36.9
General and administrative (1)	20.2	24.7	17.2	23.3	26.0	67.2	15.3	14.1
Amortization of other intangibles	12.3	11.7	10.4	10.2	8.3	7.8	7.0	6.7
Restructuring and other	0.4	0.1	—	1.1	0.1	0.6	0.1	—
Total operating expenses	94.4	99.9	80.6	94.6	102.8	188.9	74.7	74.0
(Loss) income from operations	(19.6)	(25.8)	(3.1)	(20.4)	(26.9)	(119.4)	5.3	5.3

Other expense, net	(8.0)	(17.6)	(18.5)	(17.4)	(15.6)	(11.1)	(4.2)	(4.8)
(Loss) income before income taxes	(27.5)	(43.4)	(21.6)	(37.8)	(42.5)	(130.6)	1.1	0.5
Income tax benefit (expense)	3.5	4.2	2.3	11.4	2.4	(192.0)	0.1	30.5
Net (loss) income	(24.0)%	(39.2)%	(19.3)%	(26.3)%	(40.1)%	(322.6)%	1.2 %	31.0 %

(1) Includes share-based compensation expense as follows:

	Fiscal Quarter Ended							
	6/30/2018	9/30/2018	12/31/2018	3/31/2019	6/30/2019	9/30/2019	12/31/2019	3/31/2020
	(as a % of revenue)							
Cost of revenue	1.1 %	1.9 %	0.4 %	2.0 %	2.7 %	9.8 %	0.9 %	0.9 %
Research and development	2.5	4.1	0.9	4.3	5.8	21.2	1.5	1.3
Sales and marketing	4.5	7.8	1.9	8.6	12.3	43.9	4.7	4.1
General and administrative	5.3	8.8	2.1	9.9	13.0	44.7	2.3	2.2
Total share-based compensation	13.4 %	22.6 %	5.3 %	24.8 %	33.8 %	119.6 %	9.4 %	8.5 %

Quarterly Trends in Revenue

Our subscription revenue increased in each period presented primarily due to an expanding Dynatrace[®] customer base as well as customers expanding their use of the Dynatrace[®] platform. Sales of subscriptions to our platform also continue to grow as a result of the expanding breadth and functionality of our platform, increasing brand awareness, and the success of our sales efforts with new and existing customers. We generally recognize subscription revenue over the term of the contract period; therefore, changes in our sales activity in a period may not be apparent as a change to our revenue until future periods.

Our license revenue has generally declined on a quarterly basis due to the declining sales of our Classic products. We expect to continue to experience a decline in license revenue when comparing similar periods year-over-year as a result of our focus on converting our customer base to the new Dynatrace[®] platform.

Our services revenue fluctuates quarter to quarter based on the demand for our consulting and training services.

Quarterly Trends in Operating Expenses

Our operating expenses have generally increased sequentially as a result of our growth and are primarily related to increases in personnel-related costs to support our expanded operations, continued investment in our platform, expanding commercial and marketing investments, and higher share-based compensation expense.

Liquidity and Capital Resources

As of March 31, 2020, we had \$213.2 million of cash and cash equivalents and \$44.7 million available under our revolving credit facility.

Since inception we have financed our operations primarily through payments by our customers for use of our product offerings and related services and, to a lesser extent, the net proceeds we have received from sales of equity securities and borrowings on our term loan facilities. In August 2019, we completed our initial public offering, or IPO, in which we issued and sold an aggregate of 38.9 million shares of common stock at a price of \$16.00 per share. We received aggregate net proceeds of \$585.3 million from the IPO, after underwriting discounts and commissions and payments of offering costs.

Over the past three years, cash flows from customer collections have increased. However, operating expenses have also increased as we have invested in growing our business. Our operating cash requirements may increase in the future as we continue to invest in the strategic growth of our company.

Cash from operations could be affected by various risks and uncertainties, including, but not limited to, the effects of the COVID-19 pandemic and other risks detailed in the section titled “Risk Factors” included elsewhere in this prospectus. However, we believe that our existing cash, cash equivalents, short-term investment balances, funds available under our debt agreement, and cash generated from operations, will be sufficient to meet our working capital and capital expenditure requirements for at least the next twelve months. Our future capital requirements will depend on many factors, including our growth rate, the timing and extent of spending to support research and development efforts, the continued expansion of sales and marketing activities, the introduction of new and enhanced products, seasonality of our billing activities, timing and extent of spending to support our growth strategy, and the continued market acceptance of our products. In the event that additional financing is required from outside sources, we may not be able to raise such financing on terms acceptable to us or at all. If we are unable to raise additional capital when desired, our business, operating results, and financial condition would be adversely affected.

Our Credit Facilities

On August 23, 2018, we entered into a Senior Secured First Lien Credit Agreement and a Senior Secured Second Lien Credit Agreement, or our Term Loans, consisting of a \$950.0 million first lien term loan and a \$170.0 million second lien term loan, each agreement made by and among the Company, Dynatrace Intermediate LLC, a wholly owned subsidiary, as Guarantor, Jefferies Finance LLC, as Administrative Agent and Collateral Agent, and certain lending parties. The First Lien Credit Agreement further provided a \$60.0 million revolving credit facility which includes a letter of credit sub-facility with an aggregate limit equal to the lesser of \$15.0 million and the aggregate unused amount of the revolving credit facility then in effect. The first lien term loan matures on August 23, 2025 and the revolving credit facility matures on August 23, 2023. During the second quarter of fiscal 2020, we repaid all outstanding borrowings and accrued interest under the second lien term loan.

As of March 31, 2020, the balance outstanding under our first lien term loan was \$521.1 million and is included in long-term debt on our consolidated balance sheet. We had \$44.7 million available under the revolving credit facility after considering \$15.3 million of letters of credit outstanding.

All of our obligations under our term loans are guaranteed by our existing and future domestic subsidiaries and, subject to certain exceptions, secured by a security interest in substantially all of our tangible and intangible assets.

Summary of Cash Flows

	Fiscal Year Ended March 31,		
	2018	2019	2020
	(in thousands)		
Net cash provided by (used in) operating activities (1)	\$ 118,838	\$ 147,141	\$ (142,455)
Net cash used in investing activities	(26,531)	(9,250)	(20,613)
Net cash (used in) provided by financing activities	(75,501)	(161,482)	329,392
Effect of exchange rate changes on cash and cash equivalents	2,827	(2,676)	(4,468)
Net increase (decrease) in cash and cash equivalents	\$ 19,633	\$ (26,267)	\$ 161,856

(1) Net cash provided by (used in) operating activities includes cash payments for interest and tax as follows:

	Fiscal Year Ended March 31,		
	2018	2019	2020
	(in thousands)		
Cash paid for interest	\$ 38	\$ 40,969	\$ 39,568
Cash paid for tax	\$ 12,906	\$ 5,928	\$ 266,708

Operating Activities

For the year ended March 31, 2018, cash provided by operating activities was \$118.8 million as a result of net income of \$9.2 million, adjusted by non-cash charges of \$31.7 million and a change of \$77.9 million in our operating assets and liabilities. The non-cash charges are primarily comprised of depreciation and amortization of \$82.2 million, share-based compensation of \$22.3 million, and deferred income taxes of \$73.2 million. The change in our net operating assets and liabilities was primarily the result of an increase in deferred revenue of \$77.9 million due to the timing of billings and cash received in advance of revenue recognition primarily for subscription and support services, partially offset by an increase in accounts receivable of \$14.7 million due to the timing of receipts of payments from customers, and an increase in deferred commissions of \$14.1 million.

For the year ended March 31, 2019, cash provided by operating activities was \$147.1 million as a result of a net loss of \$116.2 million, adjusted by non-cash charges of \$115.9 million and a change of \$147.4 million in our operating assets and liabilities. The non-cash charges are primarily comprised of depreciation and amortization of \$80.1 million, share-based compensation of \$71.2 million, and deferred income taxes of \$34.2 million. The change in our net operating assets and liabilities was primarily the result of an increase in deferred revenue of \$127.0 million due to the timing of billings and cash received in advance of revenue recognition primarily for subscription and support services and a decrease in accounts receivable of \$18.0 million due to the timing of receipts of payments from customers, partially offset by an increase in deferred commissions of \$20.0 million, and an increase in prepayments and other assets of \$12.4 million.

For the year ended March 31, 2020, cash used in operating activities was \$142.5 million as a result of a net loss of \$418.0 million, inclusive of a \$255.8 million income tax payment related to the reorganization transactions, and adjusted by non-cash charges of \$235.7 million and a change of \$39.9 million in our operating assets and liabilities. The non-cash charges are primarily comprised of share-based compensation of \$222.5 million and depreciation and amortization of \$66.3 million, net of deferred income taxes of \$59.3 million. The change in our net operating assets and liabilities was primarily the result of an increase in deferred revenue of \$91.4 million due to higher subscription sales and timing of amounts billed to customers compared to revenue recognized during the same period which were partially offset by an increase in deferred commissions of \$20.1 million due to commissions paid on new bookings. Further contributing to the change was an increase in accounts payable and accrued expenses of \$52.4 million driven by our growth and the timing of payments, an increase in accounts receivable of \$44.0 million in line with higher sales and the timing of cash collections between the two periods, and an increase in prepaid expenses and other assets of \$39.7 million related to an increase in income taxes refundable.

Investing Activities

Cash used in investing activities during the year ended March 31, 2018 was \$26.5 million, primarily as a result of acquisitions of \$11.3 million, purchases of property and equipment of \$11.6 million, and capitalized software additions of \$3.6 million.

Cash used in investing activities during the year ended March 31, 2019 was \$9.3 million, primarily as a result of the purchase of property and equipment of \$7.4 million and capitalized software additions of \$1.9 million.

Cash used in investing activities during the year ended March 31, 2020 was \$20.6 million, as a result of the purchases of property and equipment of \$19.7 million and capitalized software additions of \$0.9 million.

Financing Activities

Cash used in financing activities during the year ended March 31, 2018 was \$75.5 million, primarily as a result of payments to related parties of \$74.6 million and equity repurchases of \$0.9 million.

Cash used in financing activities during the year ended March 31, 2019 was \$161.5 million, primarily as a result of payments to related parties of \$1,177.0 million, repayments on our Term Loans of \$83.9 million, debt issuance costs of \$16.3 million and equity repurchases of \$0.6 million, partially offset by \$1,120.0 million in proceeds from Term Loans.

Cash provided by financing activities during the year ended March 31, 2020 was \$329.4 million, primarily as a result of net proceeds from our initial public offering of \$590.3 million and a contribution received for our tax obligation generated by our reorganization transactions of \$265.0 million, which were partially offset by repayments of our Term Loans of \$515.2 million, settlement of deferred offering costs of \$5.0 million, and installments related to an acquisition of \$4.7 million.

Contractual Obligations and Commitments

Under various agreements, we are obligated to make future cash payments. These include payments under our long-term debt agreements, rent payments required under operating lease agreements, interest obligations on our Term Loans, and other contractual commitments.

The following table summarizes our payments under contractual obligations as of March 31, 2020:

	Payments Due by Period				
	Total	Less than 1 Year	1 to 3 Years	3 to 5 Years	More than 5 Years
	(in thousands)				
Operating lease obligations	\$ 72,323	\$ 14,210	\$ 22,898	\$ 18,884	\$ 16,331
First Lien Term Loan - principal (1)	521,125	—	—	—	521,125
First Lien Term Loan - interest (2)	92,377	17,116	34,231	34,278	6,752
Revolving credit facility (3)	—	—	—	—	—
Total	\$ 685,825	\$ 31,326	\$ 57,129	\$ 53,162	\$ 544,208

(1) The amounts included in the table above represent principal maturities only.

(2) Amounts represent estimated future interest payments on borrowings under our First Lien Term Loan, which were estimated using the interest rate effective at March 31, 2020 multiplied by the principal outstanding on March 31, 2020. The First Lien Term Loan consists of \$521.1 million currently bearing interest at 3.2%.

(3) As of March 31, 2020, we had no outstanding borrowings under our revolving credit facility, \$15.3 million of letters of credit outstanding, and \$44.7 million was available for borrowing under our revolving credit facility.

As of March 31, 2020, we had accrued liabilities related to uncertain tax positions, which are reflected in our consolidated balance sheets. These accrued liabilities are not reflected in the table above since it is unclear when these liabilities will be repaid.

Off-Balance Sheet Arrangements

We do not have any off-balance sheet arrangements.

Quantitative and Qualitative Disclosures About Market Risk

We are exposed to market risk in the ordinary course of our business. Market risk represents the risk of loss that may impact our financial position due to adverse changes in financial market prices and rates. Our market risk exposure is primarily a result of fluctuations in foreign currency exchange rates and interest rates and inflation. We do not hold or issue financial instruments for trading purposes.

Foreign Currency Exchange Risk

Our reporting currency is the U.S. dollar, and the functional currency of each of our subsidiaries is either its local currency or the U.S. dollar, depending on the circumstances. Due to our international operations, we have foreign currency risks related to operating expenses denominated in currencies other than the U.S. dollar, particularly the euro. Additionally, fluctuations in foreign currencies impact the amount of total assets, liabilities, and cash flows that we report for our foreign subsidiaries upon the translation of these amounts into U.S. dollars. Decreases in the relative value of the U.S. dollar to other currencies may negatively affect our operating results as expressed in U.S. dollars.

Our results of operations and cash flows are subject to fluctuations due to changes in foreign currency exchange rates because, although a significant portion of our revenue is generated in U.S. dollars, our expenses are generally denominated in the currencies of the jurisdictions in which we conduct our operations, which are primarily in the United States, Europe and Asia. Our results of operations and cash flows could therefore be adversely affected in the future due to changes in foreign exchange rates. We do not believe that an immediate 10% increase or decrease in the relative value of the U.S. dollar to other currencies would have a material effect on our results of operations or cash flows, and to date, we have not engaged in any hedging strategies with respect to foreign currency transactions. As our international operations grow, we will continue to reassess our approach to manage our risk relating to fluctuations in currency rates, and we may choose to engage in the hedging of foreign currency transactions in the future.

Interest Rate Risk

We had cash and cash equivalents of \$51.3 million and \$213.2 million as of March 31, 2019 and 2020, respectively, consisting of bank deposits, commercial paper, and money market funds. These interest-earning instruments carry a degree of interest rate risk. To date, fluctuations in our interest income have not been significant. We do not enter into investments for trading or speculative purposes and have not used any derivative financial instruments to manage our interest rate risk exposure. Due to the short-term nature of these investments, we have not been exposed to, nor do we anticipate being exposed to, material risks due to changes in interest rates.

At March 31, 2020, we also had in place a \$60.0 million revolving credit facility, with availability of \$44.7 million, and \$521.1 million in term loans. The revolving credit facility and the term loan bear interest based on the adjusted LIBOR rate, as defined in the agreement, plus an applicable margin, equivalent to 3.2% at March 31, 2020. A hypothetical 10% change in interest rates during any of the periods presented would not have had a material impact on our consolidated financial statements.

Inflation Risk

We do not believe that inflation has had a material effect on our business, financial condition or results of operations because substantially all of our sales are denominated in U.S. dollars, which have not been subject to material currency inflation, and our operating expenses that are denominated in currencies other than U.S. dollars have not been subject to material currency inflation.

Internal Control Over Financial Reporting

In connection with the audit of our financial statements as of and for the fiscal year ended March 31, 2020, we and our independent registered public accounting firm identified a material weakness in our internal control over financial reporting. This material weakness is related to accounting for taxes in connection with the preparation and review of our global annual tax provision, and particularly in the area of realizability of tax attributes such as foreign tax credits and other domestic deferred tax assets. Section 404 of the Sarbanes-Oxley Act of 2002, or the Sarbanes-Oxley Act, requires that we evaluate and determine the effectiveness of our internal control over financial reporting. Our independent registered public accounting firm is not required to audit the effectiveness of our internal control over financial reporting until after we are no longer an “emerging growth company.” In preparing the tax provision for the year ended March 31, 2020, our internal controls over preparation and review of the income tax provision failed to detect certain errors relating to the assessment of the realizability of deferred tax assets as well as certain complex technical matters which impacted income tax expense, current and deferred tax assets and liabilities and the related valuation allowance. We attribute the material weakness to a lack of sufficient review of the income tax provision as well as identifying certain complex tax technical matters, including international tax implications.

We are taking measures to remediate this material weakness, including hiring an International Tax Manager in April 2020, and we expect to continue to add appropriate technical resources to assist in the preparation of our tax provision as needed. We also plan to enhance our documentation and management review of tax balances. Changes and improvements in the Company’s internal control over financial reporting environment will be implemented based on the outcome of management’s review and the implementation of the remediation plan. See “Risk Factors - Risks Related to Our Business - We have identified a material weakness in our internal controls over financial reporting and may identify additional material weaknesses in the future or otherwise fail to maintain an effective system of internal controls, which may result in material misstatements of our financial statements or cause us to fail to meet our public reporting obligations.”

Critical Accounting Policies and Estimates

We prepare our consolidated financial statements in accordance with generally accepted accounting principles in the United States. The preparation of consolidated financial statements also requires us to make estimates and assumptions that affect the reported amounts of assets, liabilities, revenues, costs and expenses and related disclosures. We base our estimates on historical experience and on various other assumptions that we believe to be reasonable under the circumstances. Actual results could differ significantly from the estimates made by our management. To the extent that there are differences between our estimates and actual results, our future financial statement presentation, financial condition, results of operations and cash flows will be affected.

We believe that the assumptions and estimates associated with revenue recognition, share-based compensation, income taxes, goodwill, and impairment of long-lived assets have the greatest potential impact on our consolidated financial statements. Therefore, we consider these to be our critical accounting policies and estimates. Accordingly, we believe these are the most critical to fully understand and evaluate our financial condition and results of operations.

Revenue Recognition

We recognize revenue from contracts with customers using the five-step method described in Note 2 of the notes to our consolidated financial statements, included elsewhere in this prospectus. At contract inception we evaluate whether two or more contracts should be combined and accounted for as a single contract and whether the combined or single contract includes more than one performance obligation. We combine contracts entered into at or near the same time with the same customer if (i) we determine that the contracts are negotiated as a package with a single commercial objective, (ii) the

amount of consideration to be paid in one contract depends on the price or performance of the other contract, or (iii) the services promised in the contracts are a single performance obligation.

Our performance obligations consist of (i) subscription and support services, (ii) licenses for our Classic products, and (iii) professional and other services. Contracts that contain multiple performance obligations require an allocation of the transaction price to each performance obligation based on their relative standalone selling price. We determine standalone selling price, or SSP, for all our performance obligations using observable inputs, such as standalone sales and historical contract pricing. SSP is consistent with our overall pricing objectives, taking into consideration the type of subscription services and professional and other services. SSP also reflects the amount we would charge for that performance obligation if it were sold separately in a standalone sale, and the price we would sell to similar customers in similar circumstances. We have determined that our pricing for software licenses and subscription services is highly variable and we therefore allocate the transaction price to those performance obligations using the residual approach.

In general, we satisfy the majority of our performance obligations over time as we transfer the promised services to our customers. We review the contract terms and conditions to evaluate (i) the timing and amount of revenue recognition, (ii) the related contract balances, and (iii) our remaining performance obligations. We also estimate the number of hours expected to be incurred based on an expected hours approach that considers historical hours incurred for similar projects based on the types and sizes of customers. These evaluations require significant judgment that could affect the timing and amount of revenue recognized.

Share-based Compensation

Compensation expense relating to share-based payments is recognized in earnings using a fair-value measurement method. We use the straight-line attribution method of recognizing compensation expense over the vesting period. The estimated fair value of equity awards is expensed on a straight-line basis over the period from grant date to remaining requisite service period which is generally the vesting period. Equity units classified as liability awards are measured at fair value at the end of each reporting period until vested. In connection with our reorganization in the second quarter of fiscal 2020, equity units classified as liability awards were converted into shares of common stock, restricted stock, and restricted stock units and ceased to be classified as liability awards.

Prior to our Initial Public Offering

The fair value of each new equity award was estimated on the date of grant using the option-pricing model, or OPM, or a hybrid of the probability-weighted expected return method, or PWERM, and the OPM, which we refer to as the hybrid method. Use of the OPM model and hybrid method required that we make assumptions as to the volatility of our equity awards, the expected term to expiration or a liquidity event, and the risk-free interest rate for a period that approximates the expected term of our equity awards. The computation of expected volatility was based on the historical volatility of a group of publicly traded peer companies. We used the simplified method prescribed by SEC Staff Accounting Bulletin No. 107, *Share-Based Payment*, to calculate the expected term of units granted to employees and directors. We based the expected term of options granted to non-employees on the contractual term of the units. We determined the risk-free interest rate by reference to the U.S. Constant Maturity Treasury yield curve in effect as of the valuation date with the maturity matching the expected term.

The following key assumptions were used to determine the fair value of the equity units as of the valuation date:

	Fiscal Year ended March 31,		
	2018	2019	2020
Expected volatility	50 %	50% - 60%	35% - 55%
Expected term (years)	2.50	1.0 - 1.5	0.5 - 1.25
Risk-free interest rate	2.34 %	2.33% - 2.40%	1.86% - 2.09%

Prior to our initial public offering, given the absence of a public trading market of our equity units and in accordance with the American Institute of Certified Public Accountants Accounting and Valuation Guide, Valuation of Privately-Held Company Equity Securities Issued as Compensation, or the Practice Aid, our board of directors determined the fair value of our MIUs and AUs exercising reasonable judgment and considering numerous objective and subjective factors.

These factors included:

- independent third-party valuations of our equity units;
- the rights, preferences and privileges of each class of our equity units;
- our financial condition, results of operations and capital resources;
- the industry outlook;
- the valuation of comparable companies;
- the lack of marketability of our equity units;
- the likelihood of achieving a liquidity event, such as an initial public offering or a sale of our company given prevailing market conditions;
- the history and nature of our business, industry trends and competitive environment; and
- general economic outlook including economic growth, inflation and unemployment, interest rate environment and global economic trends.

The enterprise value of our business was primarily estimated using a combination of income and market approaches. The income approach estimates the equity value of the business based on the cash flows that it expects to generate over its remaining life. These future cash flows are discounted to their present values using a rate of return appropriate for the risk of achieving the business' projected cash flows. The present value of the estimated cash flows is then added to the present value equivalent of the residual value of the business at the end of the projected period to calculate the business enterprise value. The market approach considers market values of comparable public companies in a similar line of business that are publicly traded.

The Practice Aid identifies various available methods for allocating enterprise value across classes and series of capital stock to determine the estimated fair value of common stock at each valuation date. In accordance with the Practice Aid, we considered the following methods:

OPM. Under the OPM methodology, we utilized a Contingent Claim Analysis, or CCA, where each class of security is modeled as a call option with the unique claim on the assets of Dynatrace. The characteristics of each class of stock determine the uniqueness of each class of stock's claim on the company's assets, and these characteristics are modeled as distinct call options. Under this method, the equity unit has value only if the funds available for distribution to stockholders exceed the value of the

liquidation preferences at the time of a liquidity event. A discount for lack of marketability of the equity unit is then applied to arrive at an indication of value for the equity unit.

The OPM uses the Black-Scholes formula to price the call options. This model defines the fair values of equity units as functions of the current fair value of a company and uses assumptions such as the anticipated timing of a potential liquidity event and the estimated volatility of the equity units.

PWERM. Under the PWERM methodology, the fair value of equity units is estimated based upon an analysis of future values for the company, assuming various outcomes. The equity unit value is based on the probability-weighted present value of expected future investment returns considering each of the possible outcomes available as well as the rights of each class of equity unit. The future value of the equity unit under each outcome is discounted back to the valuation date at an appropriate risk-adjusted discount rate and probability weighted to arrive at an indication of value for the equity unit.

Hybrid Method. The hybrid method is a PWERM where the equity value is calculated using an OPM. In the hybrid method used by us, we considered an initial public offering as the other potential future liquidity event. The relative probability of the initial public offering scenario was determined based on an analysis of market conditions at the time and our expectations as to the timing and likely prospects of the initial public offering at each valuation date. We then discounted that future value back to the valuation date at an appropriate discount rate.

Based on the company being privately held, and other relevant factors, our board of directors determined that the OPM was the most appropriate method for allocating our enterprise value to determine the estimated fair value of our equity awards for the valuations performed for fiscal 2018 which resulted in our board of directors determining that the fair value of our equity awards were \$1.64. Following its determination in fiscal 2019 that we should explore a potential initial public offering, our board of directors determined that the Hybrid Method was the most appropriate method for allocating our enterprise value to determine the estimated fair value of our equity units for the valuation performed for fiscal 2019 which resulted in the fair value of our equity units being \$5.45.

Subsequent to our Initial Public Offering

The fair value of each new equity award and purchase right under the employee stock purchase plan is estimated on the date of grant. We estimate the fair value of each option award and purchase right using the Black-Scholes option-pricing model. The fair value of restricted stock units and restricted stock awards is based on the closing price of our common stock as reported on the New York Stock Exchange.

Our use of the Black-Scholes OPM model requires that we make assumptions as to the volatility of our stock options and purchase rights under our 2019 Employee Stock Purchase Plan, or the ESPP, the expected term to expiration or a liquidity event, and the risk-free interest rate for a period that approximates the expected term of our stock options and purchase rights under the ESPP. The computation of expected volatility was based on the historical volatility of a group of publicly traded peer companies. We expect to continue to do so until such time as we have adequate historical data regarding the volatility of our traded stock price. The computation of expected term for the stock options was based on the average period the stock options are expected to remain outstanding, generally calculated as the midpoint of the stock options' remaining vesting term and contractual expiration period, as we do not have sufficient historical information to develop reasonable expectations about future exercise patterns and post-vesting employment termination behavior. The computation of expected term for the purchase rights under the ESPP was based on the offering period, which is six months. We determined the risk-free interest rate based on the U.S. Treasury yield curve in effect at the time of grant for the expected life of the award.

The following weighted average key assumptions were used to determine the fair value of the stock options granted during the year ended March 31, 2020:

	March 31, 2020
Expected volatility	37.1% - 38.9%
Expected term (years)	6.1
Risk-free interest rate	0.8% - 1.9%

The following weighted average key assumptions were used to determine the fair value of ESPP purchase rights granted during the year ended March 31, 2020:

	March 31, 2020
Expected volatility	35.9%
Expected term (years)	0.5
Risk-free interest rate	1.6%

Income Taxes

We account for income taxes under the asset and liability method, which requires the recognition of deferred tax assets and liabilities for the expected future tax consequences of events that have been included in the financial statements. Under this method, deferred tax assets and liabilities are determined based on the differences between the financial statements and tax bases of assets and liabilities and net operating loss and credit carryforwards using enacted tax rates in effect for the year in which the differences are expected to reverse. The effect of a change in tax rates on deferred tax assets and liabilities is recognized in the period that includes the enactment date. We have the ability to permanently reinvest any earnings in our foreign subsidiaries and therefore do not record a deferred tax liability on any outside basis differences in our investments in subsidiaries.

We record net deferred tax assets to the extent we believe that these assets will more likely than not be realized. These deferred tax assets are subject to periodic assessments as to recoverability, and if it is determined that it is more likely than not that the benefits will not be realized, valuation allowances are recorded which would reduce deferred tax assets. In making such determination, we consider all available positive and negative evidence, including future reversals of existing taxable temporary differences, projected future taxable income, tax planning strategies and recent financial operations.

We account for uncertain tax positions based on those positions taken or expected to be taken in a tax return. We determine if the amount of available support indicates that it is more likely than not that the tax position will be sustained on audit, including resolution of any related appeals or litigation processes. We then measure the tax benefit as the largest amount that is more than 50% likely to be realized upon settlement. We adjust reserves for our uncertain tax positions due to changing facts and circumstances. To the extent that the final outcome of these matters is different than the amounts recorded, such differences will impact our tax provision in our consolidated statements of operations in the period in which such determination is made. Interest and penalties related to uncertain income tax positions are included in the income tax provision.

Goodwill

Goodwill represents the excess of acquisition cost over the fair value of net tangible and identified net assets acquired. Goodwill and intangible assets that have indefinite lives are not amortized, but rather tested for impairment annually, as of January 1, or more often if and when events or circumstances

indicate that the carrying value may not be recoverable. In fiscal year 2019, we elected to early adopt ASU 2017-04, "Simplifying the Test for Goodwill Impairment" for our annual goodwill impairment test. ASU 2017-04 removes Step 2 of the goodwill impairment test requiring a hypothetical purchase price allocation. Goodwill impairment, if any, is determined by comparing the reporting unit's fair value to its carrying value. An impairment loss is recognized in an amount equal to the excess of the reporting unit's carrying value over its fair value, up to the amount of goodwill allocated to the reporting unit. There were no impairments of goodwill during the years ended March 31, 2018, 2019, and 2020.

For the purpose of testing goodwill for impairment, all goodwill acquired in a business combination is assigned to one or more reporting units. A reporting unit represents an operating segment or a component within an operating segment for which discrete financial information is available and is regularly reviewed by segment management for performance assessment and resource allocation. Components of similar economic characteristics are aggregated into one reporting unit for the purpose of goodwill impairment assessment. Reporting units are identified annually and re-assessed periodically for recent acquisitions or any changes in segment reporting structure. We have determined that we operate as one reporting unit.

The fair value of a reporting unit is generally determined using a combination of the income approach and the market approach. For the income approach, fair value is determined based on the present value of estimated future after-tax cash flows, discounted at an appropriate risk-adjusted rate.

We use our internal forecasts to estimate future after-tax cash flows and estimate the long-term growth rates based on our most recent views of the long-term outlook for each reporting unit. Actual results may differ from those assumed in our forecasts. We derive our discount rates using a capital asset pricing model and analyzing published rates for industries relevant to our reporting units to estimate the weighted average cost of capital. We adjust the discount rates for the risks and uncertainty inherent in the respective businesses and in our internally developed forecasts. For the market approach, we use a valuation technique in which values are derived based on valuation multiples of comparable publicly traded companies. We assess each valuation methodology based upon the relevance and availability of the data at the time we perform the valuation and weight the methodologies appropriately.

Impairment of Long-Lived Assets

Long-lived assets, including amortized intangibles, are reviewed for impairment whenever events or changes in circumstances indicate that the carrying amount of an asset may not be recoverable. If circumstances require a long-lived asset be tested for possible impairment, we first compare undiscounted cash flows expected to be generated by an asset to the carrying value of the asset. If the carrying value of the long-lived asset is not recoverable on an undiscounted cash flow basis, impairment is recognized to the extent that the carrying value exceeds its fair value. We estimate fair value using discounted cash flows and other market-related valuation models, including earnings multiples and comparable asset market values. If circumstances change or events occur to indicate that our fair market value has fallen below book value, then we will compare the estimated fair value of long-lived assets (including goodwill) to its book value. If the book value exceeds the estimated fair value, we will recognize the difference as an impairment loss in our consolidated statements of operations. We did not incur any impairment losses during the years ended March 31, 2018, 2019 and 2020.

Recent Accounting Pronouncements

See Note 2, Summary of Significant Accounting Policies, of our audited consolidated statements included in this prospectus for a description of recently issued accounting pronouncements.

Jobs Act Accounting Election

We are an emerging growth company, as defined in the Jumpstart Our Business Startups Act of 2012, or JOBS Act. Under the JOBS Act, emerging growth companies can delay adopting new or revised accounting standards issued subsequent to the enactment of the JOBS Act until such time as those

standards apply to private companies. We have elected to take advantage of all of the reduced reporting requirements and exemptions, including the longer phase in periods for the adoption of new or revised financial accounting standards, until we are no longer an emerging growth company. Our election to use the phase-in periods permitted by this election may make it difficult to compare our financial statements to those of non-emerging growth companies and other emerging growth companies that have opted out of the longer phase-in periods under the JOBS Act and who will comply with new or revised financial accounting standards. If we were to subsequently elect to instead comply with these public company effective dates, such election would be irrevocable pursuant to the JOBS Act.

BUSINESS

Overview

We offer the market-leading software intelligence platform, purpose-built for dynamic multi-cloud environments. As enterprises embrace the cloud to effect their digital transformation, our all-in-one intelligence platform is designed to address the growing complexity faced by technology and digital business teams. Our platform utilizes artificial intelligence at its core and continuous automation to provide answers, not just data, about the performance of applications, the underlying hybrid cloud infrastructure, and the experience of our customers' users. We designed our software intelligence platform to allow our customers to modernize and automate IT operations, develop and release high quality software faster, and improve user experiences for better business outcomes. As a result, as of March 31, 2020, our products are trusted by more than 2,700 customers in over 80 countries in diverse industries such as banking, insurance, retail, manufacturing, travel and software.

Today's leading companies are striving to deliver innovative, high performance digital services to expand market opportunities, compete more effectively, and operate with increased agility. Software is increasingly essential to how enterprises seek to accomplish these goals. Applications sit at the core of this software revolution and are central to the digital transformation of these enterprises—from the mission critical enterprise applications that power factories, enable trading, manage transportation networks, and run business systems to the applications that consumers use every day to bank, shop, entertain, travel, and more.

Developing and operating software is harder than ever, largely driven by:

- 1) **Cloud Transformation:** Enterprises are building and deploying software across multiple public and on-premise platforms, creating significant visibility challenges across all of an enterprise's hosted environments.
- 2) **Application Complexity:** Applications are increasingly complex and deployed as microservices-based architectures that are written in multiple different programming languages with hundreds of loosely coupled service connections. The scale of this complexity is heightened by the advent of the Internet of Things, which increases the number of potential sources of application failure.
- 3) **DevOps:** Ensuring that software updates work without issues has grown more challenging due to the increased frequency of software releases, reduced testing time, and the use of independent development teams.
- 4) **User Experience:** User expectations for software performance have rapidly increased and enterprises are focused on advancing branded experiences to maximize revenue, differentiate offerings, and retain competitive positions.

Traditional approaches for developing, operating, and monitoring software were not designed for dynamic multi-cloud environments. Traditional monitoring solutions were developed in an era in which applications were monolithic, updated infrequently, and run in static data center environments. These monitoring solutions, including application performance monitoring, or APM, infrastructure monitoring, incident and alert management, and user experience monitoring, are difficult to deploy, narrow in scope, and were designed to operate in a simpler, siloed environment. Each tool in this approach only collects data about individual components of the computing stack, such as applications, infrastructures, logs, networks, or user experiences. In order to get an end-to-end view using these traditional approaches, IT teams are required to aggregate and correlate data from these disparate monitoring solutions in an attempt to identify actionable answers, including where bottlenecks occur, how best to optimize for performance and scalability, if an issue is impacting service, and if so, where to find the problem and what to do about it.

With the advent of dynamic multi-cloud environments, the challenges and limitations of traditional solutions have been exacerbated. What was once a well understood layering of applications running on operating systems on physical servers connected to physical networks has rapidly become virtualized into software at all levels. Environments have become dynamic. Applications are no longer monolithic and are fragmented into dozens to potentially thousands of microservices, written in multiple software languages. These multi-cloud environments sprawl from traditional backend applications run on relational databases and mainframes to modern IaaS platforms run on Amazon Web Services, or AWS, Microsoft Azure, or Azure, and Google Cloud Platform. All these factors result in an environment that is web-scale, extremely complex, and dynamic at all layers of the new computing stack.

We believe the scale, complexity, and dynamic nature of dynamic multi-cloud environments, including the applications that run on them, require a comprehensive monitoring strategy that we refer to as “software intelligence.” Starting in 2014, we leveraged the knowledge and experience of the same engineering team that founded Dynatrace to develop a solution to address the disruptive shift to dynamic multi-cloud environments. These efforts resulted in the creation of a new platform, the Dynatrace Software Intelligence Platform, or Dynatrace®. Dynatrace® leverages an automatic instrumentation technology that we call OneAgent®, a real-time dependency mapping system we call SmartScape®, our transaction-centric code analysis technology that we call PurePath®, and an open artificial intelligence, or AI, engine that we call Davis™ for instant answers to degradations in service, anomalies in behavior, and user impact. Dynatrace® simplifies the complexity of dynamic multi-cloud environments for architects, application teams and operations teams, while providing actionable insights that accelerate cloud migrations, cloud adoption, and DevOps success.

Unlike traditional multiple tool approaches, Dynatrace® has been integrated with key components of multi-cloud ecosystems to support dynamic cloud orchestration, including for AWS, Azure, Google Cloud Platform, VMware Tanzu, Red Hat OpenShift, and Kubernetes. In these environments, Dynatrace® automatically launches, monitors and observes the full cloud stack and all the applications and containers running anywhere in the stack, including applications and workloads that may traverse multiple public cloud and hybrid environments. We believe that our ability to integrate Dynatrace® with cloud platforms simplifies development and operational efforts, increases visibility, and improves situational awareness for our customers.

We designed Dynatrace® to maximize flexibility and control of the rich observability data captured and analyzed by our platform. We believe that it provides the simplicity of software-as-a-service, or SaaS, with the customer option of either maintaining data in the cloud, or at the edge in customer-provisioned infrastructure, which we refer to as Dynatrace® Managed. In this managed offering, we provide updates and enhancements automatically on a monthly basis while allowing customers the flexibility and control to adhere to their own data security and sovereignty requirements.

We market Dynatrace® through a combination of our global direct sales team and a network of partners, including resellers, system integrators, and managed service providers. We target the largest 15,000 global enterprise accounts, which generally have annual revenues in excess of \$750 million.

The Dynatrace® Software Intelligence Platform has been commercially available since 2016 and is now our primary offering. The number of Dynatrace® customers increased to 2,373 as of March 31, 2020 from 1,364 as of March 31, 2019, representing year-over-year growth of 74%. As of March 31, 2020, approximately 59% of our Dynatrace® customers added to the platform since March 31, 2019 were new customers, and the remaining 41% were existing customers that either added or converted to Dynatrace® since we launched Dynatrace®. Our Dynatrace® net expansion rate was 123% as of March 31, 2020, the 8th consecutive quarter of a net expansion rate at or over 120%. See the section titled “Management’s Discussion and Analysis of Financial Condition and Results of Operations—Key Metrics.”

Our subscription revenue for the years ended March 31, 2018, 2019, and 2020 was \$257.6 million, \$349.8 million, and \$487.8 million, respectively, representing 65%, 81%, and 89%, respectively, of total

revenue and year-over-year increase of 36% and 39%. Our total revenue for the years ended March 31, 2018, 2019, and 2020 was \$398.0 million, \$431.0 million, and \$545.8 million, respectively, representing a year-over-year increase of 8% and 27% in 2019 and 2020, respectively.

We had net income (loss) of \$9.2 million, \$(116.2) million, and \$(418.0) million for the years ended March 31, 2018, 2019, and 2020, respectively. Our adjusted EBITDA for the years ended March 31, 2018, 2019, and 2020 was \$92.8 million, \$92.9 million, and \$139.6 million, respectively, representing 23.3%, 21.5%, and 25.6%, respectively, of total revenue. See section titled "Non-GAAP Financial Measures" for information regarding our use of adjusted EBITDA and the reconciliation of this measure to net income (loss) determined in accordance with GAAP.

On March 11, 2020, the World Health Organization, or WHO, classified the recent novel coronavirus, or COVID-19, as a global pandemic. While the broader implications of the COVID-19 pandemic on our results of operations and overall financial performance remain uncertain, the Company assessed the potential impact on its March 31, 2020 financial statements and determined there were no material adjustments necessary with respect to these consolidated financial statements.

The economic consequences of the COVID-19 pandemic have been exceptionally challenging for certain customers, and may continue to be challenging for our customers in the future. While revenue, customer retention, and earnings are relatively predictable under a subscription-based business model, the effect of the COVID-19 pandemic will not be fully reflected in the results of operations and overall financial performance of the Company until future periods given the current macroeconomic uncertainty.

Industry Background

Key trends impacting the way enterprises develop, manage, and optimize their software environment include:

Software Applications Are Central to Digital Transformation for Businesses Across All Sectors

Whether it is retailers driving higher customer engagement through mobile apps, industrial companies reducing production downtime with predictive maintenance applications, or automobile manufacturers designing self-driving cars, software is central to how enterprises deliver a differentiated user experience. At the same time, software is increasingly being embedded throughout the enterprise, managing business critical systems, such as payments processing, inventory and supply chain management, logistics, and many other front- and back-office operations.

A study by International Data Corporation, or IDC, suggests that by 2023 spending on digital transformation technology globally will reach \$2.3 trillion, representing a compound annual growth rate of 17.1% over a five-year period. Digital transformation requires significant modernization of legacy environments, shifting from high cost, labor intensive, and inflexible technology systems to a modern cloud-native architecture. Another IDC study states that by 2023, over 500 million digital applications and services will be developed and deployed using cloud-native approaches - the same number of applications developed in the last 40 years. Maintaining visibility across a broad multi-cloud environment represents a significant challenge, which we believe is a primary reason why digital transformations are slow, often disrupted by performance issues, and can fail to achieve intended objectives.

Enterprises now focus more of their budget on software innovation and less on operating and maintaining systems in order to remain competitive. As a result, enterprises are investing in new platforms that are built to automate the development, deployment, and operation of modern software applications and accelerate the transition to dynamic multi-cloud environments.

Changing Customer Expectations are Requiring Enterprises to Prioritize the User Experience

Enterprises are increasingly seeking to differentiate their products and services based on user experiences, with digital interaction becoming the primary channel of communication between enterprises

and their customers, partners, and employees. According to a Forrester report, customers who have a better experience are more likely to stay with a brand, buy additional products and services from the brand, and recommend it to friends. The result is more retained revenue from reduced customer churn, more revenue per customer, and more new customers. Conversely, according to a 2018 report by NewVoiceMedia (now known as the Vonage Salesforce contact center solution), U.S. companies lose \$75 billion per year due to poor customer experiences, a \$13 billion increase from 2016. Faced with poor customer service, 39% of respondents indicated that they would never use the offending company again.

User experience is closely tied to the performance of software applications. As a result, optimal application performance and exceptional user experiences are important to the entire enterprise, not just to the IT staff that maintain these applications. We believe that the need for an exceptional user experience to engage and retain customers will continue to drive demand for instrumentation that helps enterprises to provide high quality, user-focused outcomes.

Benefits of Dynamic Multi-cloud Environments Make Them Essential for Digital Transformation

Enterprises are increasingly adopting cloud technologies to increase agility and accelerate innovation. According to IDC, “by 2020, over 90% of enterprises will use multiple cloud services and platforms—a transition supported by investments to manage resources across platforms”. According to 451 Research, the share of enterprises deploying the majority of their workloads in cloud infrastructure environments will increase from 54% in 2018 to 79% by 2020. The key advantages of dynamic multi-cloud environments include:

- **Ability to build better applications at a faster rate.** Cloud-based application development technologies such as container and microservices architectures, enable enterprises to focus developer resources more on creating and improving value-add application features and less on managing underlying operating systems and infrastructure. Gartner estimates that by 2022, more than 75% of global organizations will be running containerized applications in production, which is a significant increase from fewer than 30% today. In addition to new cloud-based development technologies, enterprises are adopting new processes such as DevOps and Artificial Intelligence for IT Operations, or AIOps, that help accelerate the software delivery cycle.
- **Operational efficiency.** Enterprises are moving to the cloud to reduce spending on expensive and static systems, the data centers to house them, the energy to run them, and the IT staff needed to maintain them.
- **Agility.** Cloud services can be purchased dynamically as demand ebbs and flows over time, affording greater flexibility, financial efficiencies, and scale than traditional systems. Enterprises can scale capacity up and down to address seasonality or quickly address unexpected spikes in demand without needing to purchase and maintain infrastructure for peak demand and leaving it underutilized during other times.

Shift to Dynamic Multi-cloud Environments Introduces Fundamentally New Software Delivery Challenges

While the cloud offers enterprises some clear advantages over traditional systems, moving to the cloud also creates fundamental new challenges, such as:

- **Greater complexity.** Multi-cloud strategies require that IT teams manage applications and ensure interoperability of operations between private and multiple public clouds, such as AWS, Azure, Google Cloud Platform, or SAP. In addition, these applications are containerized and increasingly fragmented into microservices that are hosted across multiple cloud platforms, creating interdependencies across heterogeneous environments that increase the risk of incompatibility issues and the number of potential failure points if the applications are not deployed and maintained correctly.

- **Highly dynamic environments.** Cloud infrastructure and applications are built to scale up or down in real-time depending upon usage and traffic. The automation required to monitor these highly dynamic environments is beyond what is required for monolithic, on-premise applications.
- **Massive scale.** As software becomes more critical to business success, the number and size of applications will continue to grow and encompass more features and greater functionality. At the same time, web-scale architectures are enabling enterprises to build applications that are deployed across thousands of hosts and serve millions of users simultaneously. The breadth of functionality and scale of deployments of dynamic multi-cloud applications regularly exceed even the largest applications built in the pre-cloud era.
- **More frequent changes to software.** The adoption of DevOps practices and cloud architectures have increased the speed at which software updates can be developed and deployed. With the application development lifecycle accelerating, enterprises must adapt their software operations environment and culture to ensure that performance and business outcomes are not adversely affected by frequent changes.

Traditional Monitoring Approaches Were Not Built for Dynamic Multi-cloud Environments

Traditional application monitoring approaches were built before dynamic multi-cloud environments became the driving force in digital transformation, and suffer from significant shortcomings when applied in cloud-based environments. Challenges of traditional monitoring solutions for multi-cloud environments include:

- **Manual configuration processes that do not scale.** Traditional monitoring tools require unique agents for each component of an application and rely on IT personnel to manually pre-configure each agent. The complexity and dynamic nature of multi-cloud applications, which can include thousands of containers and microservices, makes this multi-agent approach costly, slow, and impractical to install and maintain, especially as these applications are rapidly modified and updated.
- **Not designed to capture data across the full application stack.** Traditional APM solutions were created to view a limited portion of the full software stack and provide visibility only into individual applications, without providing visibility into how the applications are interconnected. In order to get a complete view of all applications, from the underlying infrastructure to the user experience, IT personnel are required to manually implement and manage many disparate tools. We believe this approach has resulted in enterprises overinvesting in operations and underinvesting in development, which slows innovation.
- **Only able to provide data, not answers.** Traditional monitoring tools provide data only about narrow components of the technology stack. As a result, IT teams must manually integrate and correlate the data from disparate systems and apply their own assumptions to identify the underlying cause of performance issues. This process is slow, prone to errors, and is made especially challenging by the complexity of multi-cloud applications.
- **Collect limited snapshots of data that do not provide real-time observability.** Traditional APM tools were not designed for the far larger and more complex data sets produced by multi-cloud applications and can only capture snapshots of application performance or user data. This approach requires these tools to rely on partial data sets, reducing their effectiveness in performing precise root-cause determination, adding risk, and delaying innovation. In addition, traditional monitoring tools do not provide visibility into containers and microservices, which leads to blind spots in software performance monitoring when used in cloud-based environments.

- **Lack of flexible deployment options.** Traditional monitoring solutions are either deployed as SaaS-only or on-premise-only. SaaS-only solutions often fail to meet the strict governance, security, and scale requirements of large enterprises, and were not built to monitor on-premise applications, making them incompatible with the needs of customers who manage hybrid-hosted applications. Conversely, traditional on-premise solutions were not built to manage cloud applications and are typically upgraded less frequently and thus innovate more slowly than cloud-based applications.

Our Solution

We offer the market-leading software intelligence platform, purpose-built for dynamic multi-cloud environments. We built our Dynatrace Software Intelligence Platform from the ground up to meet the challenges of running and optimizing dynamic multi-cloud environments and the applications and services that run across them. Our AI-powered, full-stack, and completely automated platform provides deep insight into dynamic, web-scale, multi-cloud ecosystems. Dynatrace® is able to provide real-time actionable insights about the performance of our customers' entire software ecosystem by integrating high fidelity, web-scale data mapping its dependencies in real-time, and analyzing them with an open, explainable AI engine. Dynatrace® is brought to market through our global direct sales force and a network of partners. The combination of our market-leading platform and go-to-market strategy has allowed us to achieve the scale, growth, and margins that we believe will provide us the capital to continue investing in driving further product differentiation.

Our platform provides the following key benefits:

- **Single agent, fully automated configuration.** Dynatrace® is installed as a single agent, which we refer to as OneAgent®, that automatically configures itself, continuously discovering all components of the full-stack to enable high fidelity and web-scale data capture. OneAgent® dynamically profiles the performance of all components of the full-stack with code-level precision, even as applications and environments update and change.
- **Full-stack, all-in-one approach with deep cloud integrations.** Dynatrace® combines APM with Infrastructure Monitoring, AIOps, Digital Experience Management, or DEM, and Digital Business Analytics in a single full-stack approach. We believe that this all-in-one approach reduces the need for a variety of disparate tools and enables our customers to improve productivity and decision making while reducing operating costs. Dynatrace® provides out-of-the-box configuration for the leading cloud platforms, such as AWS, Azure, Google Cloud Platform, Red Hat OpenShift, VMware Tanzu, and SAP, as well as coverage for traditional on-premise systems, including mainframe and monolithic applications in a single, easy-to-use, intelligent platform.
- **AI-powered, answer-centric insights.** Davis™, our explainable AI engine, dynamically baselines the performance of all components in the full-stack, continually learning normal performance thresholds in order to provide precise answers when performance deviates from expected or desired conditions. Unlike correlation engines that overwhelm IT professionals with dozens of alerts from many different tools, Dynatrace® provides a single problem resolution and precise root cause determination. We believe that the accuracy and precision of the answers delivered by our AI engine enable our customers to shift from reactive remediation to proactive remediation, providing a substantial advantage in time, resource, efficiency, customer satisfaction, and business outcomes.
- **Web-scale and enterprise grade.** Dynatrace® utilizes big data architecture and enterprise-proven cloud technologies that are engineered for web-scale environments. With role-based access and advanced security functionality, Dynatrace® was purpose-built for enterprise wide adoption by the largest companies in the world.

- **Flexible deployment options.** We deploy our platform as a SaaS solution, with the option of retaining the data in the cloud, or at the edge in customer-provisioned infrastructure, which we refer to as Dynatrace® Managed. The Dynatrace® Managed offering allows customers to maintain control of the environment where their data resides, whether in the cloud or on-premise, combining the simplicity of SaaS with the ability to adhere to their own data security and sovereignty requirements. Our Mission Control center automatically upgrades all Dynatrace® instances and offers on-premise cluster customers auto-deployment options that suit their specific enterprise management processes.

Our Opportunity

We believe that our full-stack, all-in-one, software intelligence platform, Dynatrace®, has the ability to expand our potential market opportunity by allowing us to offer our solutions into adjacent markets beyond APM, replacing traditional monitoring tools, and potentially disrupting various well-established IT spending categories, such as infrastructure monitoring, alert and incident management, and network monitoring, as dynamic multi-cloud computing replaces traditional data centers. According to Gartner, the global IT operations software market was estimated to be \$29 billion in 2019 and is expected to grow at a compound annual growth rate of 6.7% to \$37.5 billion in 2023.

We believe a significant portion of our market opportunity remains unpenetrated today. Gartner estimates that enterprises will quadruple their APM use due to increasingly digitized business processes from 2018 through 2021, to reach 20% of all business applications. As this trend continues, we believe there is an opportunity to increase our annual recurring revenue as enterprise customers expand the number of applications instrumented.

We estimate that the annual potential market opportunity for our Dynatrace® solution is currently approximately \$20 billion. We calculated this figure using the largest 15,000 global enterprises with greater than \$750 million in annual revenue, as identified by S&P Capital IQ in February 2019. We then banded these companies by revenue scale, and multiplied the total number of companies in each band by our calculated annualized booking per customer for companies in each respective band. The calculated annualized bookings per customer applied for each band is calculated using internal company data of actual customer spend. For each respective band, we calculate the average annualized bookings per customer of the top 10% of customers in the band, which we believe to be representative of having achieved broader implementation of our solutions within their enterprises. We believe our potential market opportunity could expand further as enterprises increasingly instrument, monitor, and optimize more of their applications and underlying infrastructure.

Our Growth Strategy

- **Extend our technology and market leadership position.** We intend to maintain our position as the market-leading software intelligence platform through increased investment in research and development and continued innovation. We expect to focus on expanding the functionality of Dynatrace® and investing in capabilities that address new market opportunities. We believe this strategy will enable new growth opportunities and allow us to continue to deliver differentiated high-value outcomes to our customers.
- **Grow our customer base.** We intend to drive new customer growth by expanding our direct sales force focused on the largest 15,000 global enterprise accounts, which generally have annual revenues in excess of \$750 million. Approximately 59% of our Dynatrace® customers added during the fiscal year ended March 31, 2020 are new customers and the initial average Dynatrace® ARR for these new customers was approximately \$94,000. In addition, we expect to leverage our global partner ecosystem to add new customers in geographies where we have direct coverage and work jointly with our partners. In other geographies, we utilize a multi-tier “master reseller” model, such as in Africa, Japan, the Middle East, Russia, and South Korea.

- **Increase penetration within existing customers.** We plan to continue to increase the penetration within our existing customers by expanding the breadth of our platform capabilities to provide for continued cross-selling opportunities. In addition, we believe the ease of implementation for Dynatrace® provides us the opportunity to expand adoption within our existing enterprise customers, across new customer applications, and into additional business units or divisions. Once customers are on the Dynatrace® platform, we have seen significant dollar-based net expansion due to the ease of use and power of our new platform.
- **Enhance our strategic partner ecosystem.** Our strategic partners include industry-leading system integrators, software vendors, and cloud and technology providers. We intend to continue to invest in our partner ecosystem, with a particular emphasis on expanding our strategic alliances and cloud-focused partnerships, such as AWS, Azure, Google Cloud Platform, Red Hat OpenShift, and VMware Tanzu.

The Dynatrace Software Intelligence Platform

Dynatrace® is a software intelligence platform purpose-built for dynamic multi-cloud environments. Dynatrace® provides APM, infrastructure monitoring, AIOps, Digital Experience Monitoring (DEM) and Digital Business Analytics, in an easy-to-use, highly automated all-in-one solution. We engineered Dynatrace® to simplify the operation of complex multi-cloud environments and capture a wide variety of high-fidelity application and telemetry data at scale, then dynamically map all components and their dependencies for real-time, continuous context to provide answers to issues, bottlenecks, degradations and more using our proprietary AI engine. We believe this enhanced observability and automation across the full multi-cloud ecosystem enables our customers to modernize and automate IT operations more easily, develop and release higher quality software faster, and deliver superior user experiences consistently.

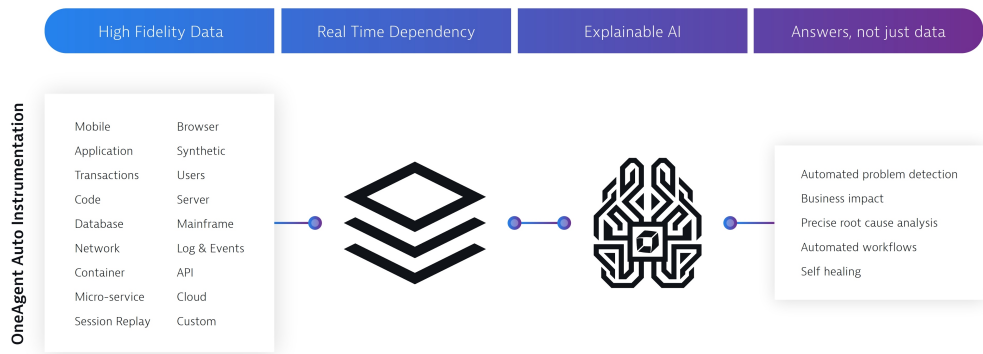
Our proprietary, single-agent technology, OneAgent® automatically and continuously discovers metrics, logs, traces, code, user experiences and more to simplify implementation, upgrading and ongoing operation of dynamic multi-cloud environments. We believe that OneAgent® offers significant time savings to our customers by providing them with the ability to automate ongoing deployment, continuous configuration, and periodic upgrades, which allows customers to quickly and efficiently monitor more applications efficiently and effectively.

Our SmartScape® technology continually maps a complete topology of the full-stack of modern software components and continuously updates in real-time to provide a comprehensive view of how virtual networks and infrastructure are running, what and where containers and applications are running, how processes are behaving and how all these entities are connected and performing.

With automatic baselining, our Davis™ AI continually learns what normal performance is, processing billions of dependencies in milliseconds, to serve up answers that are beyond human capabilities. This allows our proprietary, explainable Davis™ AI engine to provide precise root cause problem identification, enabling faster decision making, greater optimization of IT resources, and better business outcomes.

We engineered Dynatrace® for web-scale, multi-cloud environments with enterprise-grade governance and security and the ability to provide custom and secure role-based application and topology viewing access. We designed Dynatrace® to be highly scalable in order to capture and analyze massive data sets produced by multi-cloud environments in real-time. We believe that collecting high-fidelity data in one common architecture improves the intelligence of our AI engine and provides more precise answers about software performance and user activity across the full-stack. Using an application program interface, or API, we can extend Dynatrace® into common IT operations toolsets like ServiceNow and Atlassian's software portfolio, enriching information users receive, increasing automation of business processes, and providing incremental context to improve decision making and drive greater IT operational efficiency.

Dynatrace Explainable AI Delivers Answers, Not Just Data



Dynatrace® is a full-stack, all-in-one platform, which includes APM, DEM, AIOps, Digital Business Analytics and Infrastructure Monitoring. Customers typically start with APM and expand to include DEM for experience management and Infrastructure Monitoring when full APM is not required. Davis™, our AI engine, is part of every Dynatrace® license since it is a core component of our software intelligence approach.

We deploy our platform as a SaaS solution, with data hosted in the cloud or at the edge on customer-provisioned infrastructure. This latter option we refer to as “Managed,” as we provide updates and enhancements automatically on a monthly basis while allowing customers the flexibility and control to adhere to their own data security and sovereignty requirements.

Dynatrace Software Intelligence for Dynamic Multi-cloud Environments



Application Performance Monitoring

Our approach to APM changes the way in which our customers monitor applications and manage transactions across highly complex multi-cloud environments. Because cloud applications are dynamic, we engineered our instrumentation to be automatic. Because cloud applications run on shared infrastructure, leveraging shared services, we monitor the full-stack to provide visibility into distributed transactions and underlying code (via PurePath®) as well as entity relationships and dependencies (via SmartScape®). Because dynamic multi-cloud environments are virtualized layers of software, we gather metrics and telemetry beyond transaction data, including log and event data. And because multi-cloud environments are highly complex, we analyze all data and dependency context via our AI engine. This combination of capabilities allows our customers to manage web-scale cloud environments easily, with continuous observability and insights into cloud operations, DevOps continuous integration and delivery

pipelines, and business outcomes. Application coverage includes, though not limited to, traditional web and mobile environments such as Java, .NET, and PHP, modern environments such as Node.js and GoLang, database environments both SQL and NoSQL and mainframe environments such as CICS and IMS.

Infrastructure Monitoring

Dynatrace® includes Infrastructure Monitoring to provide full visibility into the infrastructure layer across public, private, and multi-cloud environments. We offer extensive coverage, including integrations with cloud platforms, such as AWS, Azure, Google Cloud Platform, VMware Tanzu, Red Hat OpenShift and Kubernetes, by utilizing our OneAgent instrumentation and powerful API ingestion capabilities to provide a single source of analysis across environments.

We natively and automatically monitor containers and the microservices running inside of them, without the need to manually instrument each container. Our analysis includes full observability into server metrics, including CPU, memory, network performance, and processes running on these hosts, including virtualized components. We also capture all relevant log files and put them in context of a transaction or a problem analysis to allow for richer detail and faster decision making.

Infrastructure Monitoring from Dynatrace® is part of our full-stack agent deployment or can be licensed in an infrastructure-only mode for host environments that do not require application analysis, such as directory services, middleware services, certificate services, and a variety of public cloud services.

AIOps

Dynatrace® uses explainable AI and full-stack intelligence, which we call Davis, to simplify IT operations, accelerate DevOps success, and improve business outcomes. Davis reduces the alert noise that is often associated with correlation engines used in enterprise environments by providing precise root-cause analysis to enable proactive troubleshooting and rapid remediation without the delays and inefficiencies associated with alternative approaches. Dynatrace® continuously auto-detects the entire technology stack as well as third-party APIs to create a visual map of all elements of the environment and their dependencies, including applications, services, processes, hosts, networks, and infrastructure. This allows the platform to learn a baseline of normal performance and interdependencies. When anomalies are automatically detected, the AI engine determines the precise root cause of the anomaly and prioritizes its importance based on user and service impact. By using an open API, the Dynatrace® AI engine can ingest and analyze third party data, such as firewall, load balancer, certificate server and more, to extend coverage and tailor to the specific environments of each customer.

We integrate our software intelligence with service management platforms to provide enriched data and improved workflows. This includes integrations with third parties such as ServiceNow and Atlassian, providing real-time updates to more accurately route problem tickets to the most appropriate IT teams and enriching the information available to them.

Davis™, our AI engine is part of every Dynatrace® license since it is a core component of our software intelligence approach. Customers who wish to enrich our AI engine with 3rd party data can license for incremental data ingestion.

Digital Experience Management (DEM)

Dynatrace® provides intelligence into the digital experience of end users and how the software can be optimized to enhance user experience and maximize conversions. Our coverage has the ability to span across multiple applications to provide a single view of a customer journey across mobile, web, kiosk, SaaS applications, and IoT devices. Dynatrace® integrates three user experience capabilities into one Digital Experience Management solution—Real User Monitoring (RUM), Synthetic Monitoring and

Session Replay. We believe this integration simplifies use, accelerates adoption and increases value for our customers.

Dynatrace® RUM automatically captures every click, tap, and swipe of the user, regardless of device, across targeted applications. This capability is designed to enable our customers to quickly determine the impact that performance has on their conversion rates and revenue. We monitor at a user journey level to preserve a user's context for analysis, reporting, customer care and cross-channel tracking (e.g. a journey that traverses a mobile device and PC, or IoT devices and mobile device).

Dynatrace® Synthetic monitoring provides a proactive view into application and API performance and availability without the need for a live user of the application and can do so from multiple locations around the world. In addition, a customer can choose to extend test locations as well as test additional applications via private on-premise nodes. Simulated user visits are scripted by clicking through an application as a user would, and then provisioned and monitored by our SaaS DEM portal. Our customers use synthetic monitoring for proactive alerting and service level agreement management for both internally built cloud applications as well as for monitoring third-party applications such as Salesforce, Zoom, NetSuite, ServiceNow, and more.

Dynatrace® Session Replay provides digital business teams, customer care teams and DevOps teams a visual recording of a real user's journey, including what they saw, what they clicked-on, how they traversed the application, and how they converted or where they abandoned. This expands Dynatrace's® capabilities beyond user experience monitoring and into user behavior monitoring and analysis.

All Dynatrace® DEM capabilities use a common user interface, common dashboard and reporting system, and a common licensing scheme that we call "DEM units." Customers license DEM separately and the license supports all three capabilities.

Digital Business Analytics

In October 2019, we introduced Digital Business Analytics on the Dynatrace® platform. Digital Business Analytics provides real-time, AI-powered answers to business questions using data already flowing through Dynatrace's application and digital experience monitoring modules. By tying together user experience, customer behavior and application performance data with business metrics, Digital Business Analytics provides real-time answers about conversions, orders, churn, release validation and customer segmentation. Traditionally, application owners and business users have used disparate, siloed tools and have manually analyzed data, which hampered their ability to run and optimize their digital business offerings in real-time. Dynatrace's AI engine Davis™ is at the core of Digital Business Analytics. Davis™ continually learns what expected "normal" business performance looks like and provides proactive answers to issues, enabling faster decision making, greater optimization of resources and better business outcomes. Over the next several quarters we plan to add additional analytics and integration capabilities as we develop Digital Business Analytics into a comprehensive business analytics offering. Over time, we believe Digital Business Analytics could expand our total addressable market by several billion dollars, as we enter and expand our offerings into a segment of the larger Analytics and Business Intelligence market. According to Gartner, the Analytics and Business Intelligence market within the Enterprise Application Software macro-market is estimated to be \$24 billion globally in 2020.

Our Classic Products

Prior to launching Dynatrace® in 2016, our solutions consisted of the following suite of APM products, or the Classic products, which as of April 2018 are only available to customers who had previously purchased these products. We have largely incorporated the use cases for these products into our new Dynatrace® platform. These products made up only 8% of Total ARR at the end of March 2020.

AppMon

AppMon continuously discovers and monitors all processing in application environments. AppMon works across a wide variety of traditional application environments including mobile apps, web apps, web browsers, web servers, Java, .NET, Node.js, PHP, databases, middleware, and mainframe. Typically, AppMon is deployed on-premise using customer-provisioned infrastructure.

Classic Real User Monitoring

Classic RUM (also called End User Experience Monitoring) tracks each user's experience from an edge device, such as a smart phone, tablet, PC or kiosk, through cloud services to and including a customer's web tier. Combined with AppMon, and leveraging PurePath® technology, Classic RUM is designed to enable customers to understand the impact that performance has on user experience. Like AppMon, Classic RUM is typically deployed using customer-provisioned infrastructure.

Synthetic Classic

Synthetic Classic provided a simulated customer experience and was used to monitor application and API availability and performance. Its functionality has been redesigned and is now included in the Dynatrace DEM module. The Synthetic Classic product is no longer available as of April 2020 after customers were fully migrated to Dynatrace.

Network Application Monitoring

Network Application Monitoring, or NAM (also called DC RUM), provides visibility into traditional enterprise applications, network services, user experience, and application delivery across complex wide-area networks using a passive wire-data approach. NAM extends visibility into applications and key network infrastructure, such as SAP, Citrix, Oracle Applications, and more, complementing host-based monitoring. NAM is deployed using customer-provisioned infrastructure.

Research and Development

Our research and development organization is responsible for the design, development, testing, and operation of all aspects of our software intelligence offerings, addressing new use cases, adding new innovative capabilities, extending the scale and scope of our technology, and embracing modern cloud and AI technologies while maintaining high quality.

We utilize an agile development process with 100% test automation to deliver approximately 25 major software releases per year and hundreds of minor releases, fixes and currency updates. We believe monitoring the full-stack of software required by dynamic multi-cloud environments requires a highly efficient and agile process to enable high-performing software across the diverse, dynamic cloud ecosystems of our customers.

Our primary lab locations are located in Austria, Poland and Spain. We believe that our extensive European lab network is an advantage in driving lower costs, higher quality software and a more stable workforce.

Our research and development expenses were \$58.3 million, \$76.8 million, and \$119.3 million for the years ended March 31, 2018, 2019, and 2020, respectively.

Customers

As of March 31, 2020, we had more than 2,700 customers in over 80 countries. No organization or customer accounted for more than 10% of our revenue for the years ended March 31, 2018, 2019, and 2020. Representative customers, which generated Dynatrace® ARR in excess of our average Dynatrace ARR® per customer for the year ended March 31, 2020 and reflect the industry diversity of our Dynatrace customers, include Lloyds TSB, The Western Union Company, American Fidelity Assurance Company, The Kroger Co., Daimler AG, Air Canada, SAP SE and Autodesk, Inc.

Sales and Marketing

We take Dynatrace® to market through a combination of our global direct sales team and a network of partners, including resellers, system integrators and managed service providers. We target the largest 15,000 global enterprise accounts, which generally have annual revenues in excess of \$750 million, which we believe see more value from our integrated full-stack platform.

Our sales and marketing organizations seek to promote the Dynatrace brand, our platform capabilities, and develop partnerships to drive revenue growth. We utilize a variety of go-to market strategies, including search engine optimization, online advertising, free software trials, events, online webinars, and broad content marketing strategies. We nurture our existing customer base through ongoing education, training, and upsell and cross-sell opportunities. We do this primarily through our digital online channels, such as the Dynatrace Community and Dynatrace University, as well as our customer event series 'Perform' – which caters to more than 7,500 people across 30 events globally.

Our sales and marketing expenses were \$145.4 million, \$178.9 million, and \$266.2 million for the years ended March 31, 2018, 2019, and 2020, respectively.

Partners

We develop and maintain partnerships that help us market and deliver our products to our customers around the world. Our mission is to bring together industry experts and hands-on practitioners to create a world class partner network. In addition, our partner network extends the sales reach of the Dynatrace® platform providing new sales opportunities, renewals of existing subscriptions, as well as upsell and cross sell opportunities. Our partner network includes the following:

- **Cloud providers.** We work with many of the major cloud providers to increase awareness of our products and make it easy for customers to access our software. Our software is developed to run in and integrate with leading cloud providers, such as, AWS, Azure, and Google Cloud Platform. Our customers are also able to procure our software through leading marketplaces such as AWS, Azure, SAP, and IBM.
- **Resellers.** Our resellers market and sell our products throughout the world, and provide a go-to-market channel in regions where we do not have a direct presence, such as Africa, Japan, the Middle East, Russia, and South Korea.
- **Technology alliance partners.** We partner with leading innovative technology organizations such as Red Hat, VMware, and Atlassian to develop integrations, best practices, and extended capabilities that help our customers and solution partners achieve faster time to market and enhanced value in dynamic multi-cloud environments.
- **System integrators.** We have a network of systems integrators, both global and regional, that help joint customers integrate our products into their multi-cloud ecosystems. These partners extend our scale and reach and collaborate with our direct sales teams, bringing domain expertise in technologies and industries along with additional offerings powered by Dynatrace®.

Professional Services

Our global team of highly skilled consultants, architects and certified partners deliver strategic guidance and leadership designed to drive innovation for our customers. Whether working directly onsite or remotely by virtual engagement, Dynatrace offers and delivers a modernized portfolio of consulting and architectural services designed for every stage of our customers' cloud transformation journey. Our expertise includes cloud ecosystem integration, incident and alert management integration, DevOps CI/CD integration, user experience and business intelligence insights and more.

Dynatrace University is our global on-line, self-service education program that provides a number of learning options for customers and partners to develop their skills around monitoring, managing, integrating, and analyzing multi-cloud environments and application workloads with Dynatrace.

Support and SaaS Operations

Dynatrace ONE is our innovative onboarding and support service focused on simplifying and streamlining the experience our customers have with the company and our products. This service is delivered by a global team of product specialists, customer success managers, and support engineers. Dynatrace ONE uses in-product chat as the primary vehicle for customer interaction to drive adoption and growth, as well as to handle issues and user questions. We maintain a SaaS-like connection to tenants and clusters, both in the cloud and managed on customer provisioned infrastructure, via our "Mission Control" system, which allows us to streamline communication and accelerate resolution of issues. Dynatrace ONE is offered to all Dynatrace customers free of charge and includes automatic product updates and upgrades, online access to documentation, knowledge base, and discussion forums as well as access to Dynatrace University. Dynatrace ONE is comprised of technical personnel distributed across three territories and provides global coverage during normal business hours, and across multiple languages.

Dynatrace ONE Premium is an extra level of support services for customers who want to accelerate their adoption of our platform, increase their access to support, and extend their hours of expert coverage. Dynatrace ONE Premium offers dedicated expertise for customers with designated Product Specialists and Customer Success Managers familiar with the customer's environment, goals, and challenges in order to provide a customized success plan.

We proactively monitor our customers' Dynatrace® installations around the world, whether tenants are shared in the cloud or managed on customer-provisioned infrastructure. We operate our SaaS offerings in geographic locations across North America, Europe and Asia within AWS, combined with worldwide coverage of synthetic nodes in approximately 50 different datacenters including AWS, Microsoft Azure, and Alibaba Cloud Services. Our Dynatrace Security Team develops new process and technology controls, while we also employ third party firms for penetration tests, security audits, and security testing.

Intellectual Property

We rely on a combination of patent, copyright, trademark, trade dress, and trade secret laws, as well as confidentiality procedures and contractual restrictions, to establish and protect our proprietary rights. These laws, procedures, and restrictions provide only limited protection. As of March 31, 2020, we had 67 issued patents, 61 of which are in the United States, and 25 pending applications, of which 20 are in the United States. Our issued patents expire at various dates through February 2038. We cannot be assured that any of our patent applications will result in the issuance of a patent or whether the examination process will require us to narrow the scope of the claims sought. Any future patents issued to us may be challenged, invalidated or circumvented. Any patents that may issue in the future with respect to pending or future patent applications may not provide sufficiently broad protection or may not prove to be enforceable in actions against alleged infringers.

We have registered “Dynatrace” and the “Dynatrace” logo as trademarks in the United States and other jurisdictions for our name and our product as well as certain other words and phrases that we use in our business, including “One Agent”, “PurePath”, “SmartScape” and “Davis” (registration pending). We have registered numerous Internet domain names related to our business. We also license software from third parties for integration into our applications and utilize open source software.

We enter into agreements with our employees, contractors, customers, partners, and other parties with which we do business to limit access to and disclosure of our proprietary information. We cannot be certain that the steps we have taken will prevent unauthorized use or reverse engineering of our technology. Moreover, others may independently develop technologies that are competitive with ours or that infringe our intellectual property. The enforcement of our intellectual property rights also depends on any legal actions against these infringers being successful, but these actions may not be successful, even when our rights have been infringed.

Furthermore, effective patent, trademark, trade dress, copyright, and trade secret protection may not be available in every country in which our products are available over the Internet. In addition, the legal standards relating to the validity, enforceability and scope of protection of intellectual property rights are uncertain and still evolving.

Competition

The market for software application monitoring and analytics solutions is evolving, complex and defined by changing technology and customer needs. We expect competition to intensify in the future as competitors bundle new and more competitive offerings with their existing products and services, and as products and product enhancements are introduced into our markets. As we have expanded our capabilities beyond traditional APM, we increasingly compete with a wider range of vendors. We expect competition to continually evolve as enterprises shift to dynamic multi-cloud environments and as more mature vendors look to provide a holistic approach to monitoring.

We compete either directly or indirectly with:

- APM vendors, such as Cisco AppDynamics, Broadcom, and New Relic;
- infrastructure monitoring vendors, such as BMC, Datadog, and Nagios;
- DEM vendors, such as Akamai and Catchpoint;
- point solutions from public cloud providers;
and
- IT operations management, AIOps, and business intelligence providers with offerings that cover some portion of the capabilities that we provide.

In addition to the above companies, we also face potential competition from vendors in adjacent markets that may offer capabilities that overlap with ours. We may also face competition from companies entering our market, including large technology companies which could expand their platforms or acquire one of our competitors.

The principal competitive factors in our markets are:

- artificial intelligence capabilities;
- automation;
- product features, functionality, and reliability;
- ease and cost of deployment, use and maintenance;
- deployment options and flexibility;

- customer, technology, and platform support;
- ability to easily integrate with customers software application and IT infrastructure environments;
- the quality of data collection and correlation;
- interoperability and ease of integration; and
- brand recognition.

While we believe that we compete favorably on the basis of the foregoing factors, we may be at a competitive disadvantage to certain of our current and future competitors as they may be able to devote greater resources to the development and improvement of their products and services than we can and, as a result, may be able to respond more quickly to technological changes and customers' changing needs. Moreover, because our market is changing rapidly, it is possible that new entrants, especially those with substantial resources, more efficient operating models, more rapid product development cycles or lower marketing costs, could introduce new products and services that disrupt the manner in which our all-in-one, highly automated approach addresses the needs of our customers and potential customers.

Employees

As of March 31, 2020, we had 2,243 full-time employees, including 691 in sales and marketing, 742 in research and development, 230 in administrative functions, 229 in services, and 351 in customer support. Among our full-time employees as of March 31, 2020, 861 were in North America, 1,117 were in EMEA, 200 were in Asia Pacific, and 65 were in Latin America.

Facilities

Our corporate headquarters is located in Waltham, Massachusetts and consists of approximately 50,000 square feet of space under a lease that expires in September 2027. In addition to our headquarters, we lease approximately 47,000 square feet of space in Detroit, Michigan under a lease that expires in January 2025. Our primary research and development facilities are located in Linz, Austria, Gdansk, Poland, and Barcelona, Spain, and consist of approximately 96,000, 43,000, and 24,000 square feet, respectively. We maintain additional offices in the United States and in various international locations, including San Mateo, California, Maidenhead, United Kingdom, and Sydney, Australia. We believe that our facilities are adequate to meet our needs for the immediate future and that we will be able to secure additional space to accommodate expansion of our operations.

Legal

We are not currently a party to any litigation or claims that, if determined adversely to us, would have a material adverse effect on our business, operating results, financial condition, or cash flows. We are, from time to time, party to litigation and subject to claims in the ordinary course of business. Regardless of the outcome, litigation can have an adverse impact on us because of defense and settlement costs, diversion of management resources, and other factors.

MANAGEMENT

Executive Officers and Directors

The following table provides information regarding our executive officers and directors, including their ages as of March 31, 2020:

Name	Age	Position
<i>Executive Officers:</i>		
John Van Siclen	63	Chief Executive Officer and Director
Kevin Burns	49	Chief Financial Officer and Treasurer
Stephen J. Pace	60	Senior Vice President, Worldwide Sales
Bernd Greifeneder	48	Senior Vice President, Chief Technology Officer
<i>Non-Employee Directors:</i>		
Seth Boro (2)	44	Director
Kenneth "Chip" Virnig (1)(3)	36	Director
James K. Lines (1)(2)	63	Director
Paul Zuber (3)(4)	60	Director
Michael Capone (2)(3)	53	Director
Stephen Lifshatz (1)	61	Director
Jill Ward (1)	60	Director

(1) Member of the audit committee.

(2) Member of the compensation committee.

(3) Member of the nominating and corporate governance committee.

(4) Member of the cybersecurity committee.

Executive Officers

John Van Siclen has served as our Chief Executive Officer since 2008 and on our board of directors since December 2014. He has over 35 years of experience developing and leading technology companies in a variety of markets including networking, database, content management and broadband. In 2012, Mr. Van Siclen was recognized by CRN magazine as a 'Top 25 Disrupter,' and in 2018 he was recognized by Comparably as one of the top CEOs in America (#17) for companies over 500 employees. Prior to Dynatrace, Mr. Van Siclen was Chief Executive Officer of Adesso Systems, Inc. from July 2006 until December 2007. Mr. Van Siclen also held several executive positions at Interwoven Inc. from January 2000 until June 2003 last serving as its Chief Executive Officer from January 2002 through June 2003. Mr. Van Siclen holds a B.A. in History from Princeton University. Our board of directors believes that based on Mr. Van Siclen's knowledge of our company and our business, and his service as our Chief Executive Officer, Mr. Van Siclen is qualified to serve on our board of directors.

Kevin Burns has served as our Chief Financial Officer and Treasurer since September 2016. Mr. Burns was also the Treasurer and Secretary of SIGOS LLC, an affiliate of Dynatrace, until July 2018. Prior to his role at Dynatrace, Mr. Burns was the President, Chief Financial Officer and Chief Operating Officer of iCAD Inc. (Nasdaq: ICAD) from April 2011 until September 2016. From April 2008 until May 2010, Mr. Burns was Senior Vice President, Chief Financial Officer of AMICAS, Inc. (Nasdaq: AMCS), and he was the Vice President of Finance and Corporate Development from November 2004 until March 2008. Mr. Burns holds a B.S. from Babson College and an M.B.A. from Babson College's Franklin W. Olin Graduate School of Business.

Stephen J. Pace has served as our Senior Vice President, Global Sales since March 2016. Prior to this, Mr. Pace was the Senior Vice President, Global Sales for Raytheon Cyber Products, Inc., a

subsidiary of Raytheon Company (NYSE: RTN), from January 2014 until February 2016. Prior to his role at Raytheon, Mr. Pace was Executive Vice President of Global Sales and Advisory Board Member at Rapid Focus Security, Inc. (d/b/a Pwnie Express), from January 2013 until January 2014 and he remained an advisor to the company until November 2019. He has also held various North American and Global Sales and Marketing roles with Seagate Software (acquired by Veritas), GeoTrust (acquired by Verisign), NaviSite (acquired by Time Warner), and IBM. Mr. Pace holds a B.S. in Electrical Engineering, with honors, from Pennsylvania State University and has been an Advisory Board member since 2008 in the College of Information Science and Technology at Pennsylvania State University.

Bernd Greifeneder has served as our Senior Vice President, Chief Technology Officer since December 2014. Mr. Greifeneder co-founded dynaTrace Software GmbH in 2005, where he was the Chief Executive Officer until 2008, and the Chief Technology Officer until December 2014. Prior to this, Mr. Greifeneder held a variety of roles at Segue Software Inc. from January 1998 to February 2005, including Project Lead, Chief Technology Officer of Global Technologies and Chief Software Architect. Mr. Greifeneder holds a B.S. in Computer Science and an M.S. in Computer Science from Johannes Kepler Universität Linz, Austria.

Non-Employee Directors

Seth Boro has served on our board of directors since January 2015. Mr. Boro has served as a Managing Partner at Thoma Bravo since 2013. He joined Thoma Bravo in 2005 and became a Partner in 2010, serving in that capacity until becoming a Managing Partner in 2013. Mr. Boro was previously an associate with the private equity firm Summit Partners from July 2000 to May 2003 and an analyst with Credit Suisse from July 1999 to July 2000. Mr. Boro currently serves on the board of directors of SolarWinds Corporation (NYSE: SWI) and previously served on the board of directors of SailPoint Technologies Holdings, Inc. (NYSE: SAIL) until November 2018. He currently serves or has previously served as a director of several software and technology service companies in which certain private equity funds advised by Thoma Bravo hold an investment. Example companies include Barracuda Networks, Inc., Compuware, ConnectWise, Inc., Empirix, Inc., Hyland Software, Inc., Imperva, Inc., Kofax, Ltd., LogRhythm, Inc., Qlik Technologies, Inc., Riverbed Technology, SIGOS and Veracode, Inc. Mr. Boro also serves or has previously served on the board of directors of other cyber security companies. Example companies include Sophos, Blue Coat Systems, Inc., Entrust, Inc., McAfee, LLC, SonicWALL, Inc., and Tripwire, Inc. Mr. Boro received his M.B.A. from the Stanford Graduate School of Business and is a graduate of Queen's University School of Business (Canada), where he received a Bachelor of Commerce degree. Our board of directors believes that Mr. Boro's board and industry experience qualify him to serve on our board of directors.

Kenneth "Chip" Virnig has served on our board of directors since January 2015. Since September 2018, he has served as Partner at Thoma Bravo, and from July 2015 to September 2018 he served as Principal at Thoma Bravo. Mr. Virnig joined Thoma Bravo in 2008 and served as Vice President prior to his promotion to Principal. Prior to that, Mr. Virnig worked as an analyst in the investment banking group at Merrill Lynch & Co. from July 2006 to July 2008. He previously served on the board of directors of SailPoint Technologies Holdings, Inc. (NYSE: SAIL) until March 2019 and currently serves or has previously served as a director of several software and technology service companies in which certain private equity funds advised by Thoma Bravo hold an investment. Example companies include Barracuda Networks, Inc., Compuware, Hyland Software, Inc., Imperva, Inc., Imprivata, Inc., Kofax, Ltd., LogRhythm, Inc., Qlik Technologies, Inc., Sophos Ltd., and Veracode, Inc. Mr. Virnig received a B.A. in Business Economics, Commerce, Organizations and Entrepreneurship from Brown University. Our board of directors believes that Mr. Virnig's board and industry experience and his overall knowledge of our business qualify him to serve on our board of directors.

James K. Lines has served on our board of directors since January 2015. Mr. Lines has been an Operating Partner with Thoma Bravo since 2002, and is now a Senior Operating Partner. Mr. Lines' prior experience includes service in various financial management capacities at affiliates of AMR Corporation (a parent company of American Airlines), including as Chief Financial Officer of The SABRE Group; as

Senior Vice President and Chief Financial Officer of ITI Marketing Services, a private tele-services firm; and as Executive Vice President; and Chief Financial Officer of United Surgical Partners, an international operator of surgery centers and hospitals. Mr. Lines currently serves on the board of directors of SolarWinds Corporation (NYSE: SWI) and several other software and technology service companies in which certain private equity funds advised by Thoma Bravo hold an investment, including Compuware and SIGOS, affiliates of Dynatrace, Hyland Software, Inc., Riverbed Technology, Inc., Qlik Technologies, Inc., Imprivata, Inc., and ABC Financial Services, LLC. Mr. Lines earned his B.S. in Electrical Engineering from Purdue University and an M.B.A. from Columbia University. Our board of directors believes that Mr. Lines' management, financial and industry experience and his knowledge of our business qualify him to serve on our board of directors.

Paul Zuber has served on our board of directors since January 2015. Mr. Zuber has been an Operating Partner with Thoma Bravo since 2010. Previously he served as founding Chief Executive Officer of Dilithium Networks Inc. from July 2001 to July 2010 and as Chief Executive Officer of Bluegum Group from 1995 to 2000. Mr. Zuber also served in senior positions at Ready Systems Inc. from 1986 to 1990. Mr. Zuber currently serves on the board of directors of several software and technology service companies in which certain private equity funds advised by Thoma Bravo hold an investment, including Empirix, Inc., Cority, MedeAnalytics, Inc., Imprivata, Inc., Kofax, Ltd., Frontline Education Technologies, LLC, ABC Financial Services, LLC, Barracuda Networks, Inc., MeridianLink, Inc., Mailgun, Houlihan Lokey (NYSE: HLI), SIGOS, an affiliate of Dynatrace, Sophos, and LogRhythm, Inc. Mr. Zuber has an M.B.A. from the Stanford Graduate School of Business and B.A. degrees in International Relations and Economics from Stanford University. Our board of directors believes that Mr. Zuber's board and industry experience and his knowledge of our business qualify him to serve on our board of directors.

Michael Capone has served on our board of directors since July 2019. Mr. Capone has served as the Chief Executive Officer of Qlik Technologies, Inc., which is owned by affiliates of Thoma Bravo, since January 2018. Prior to that, Mr. Capone served as the Chief Operating Officer of Medidata Solutions, Inc. (Nasdaq: MDSO) from October 2014 to December 2017. Prior to joining Medidata, Mr. Capone worked in various executive positions at Automatic Data Processing, Inc., or ADP (Nasdaq: ADP), serving as Corporate Vice President of Product Development and Chief Information Officer from July 2008 to September 2014, and Senior Vice President and General Manager of ADP's Global HR/Payroll Outsourcing Business from July 2005 to June 2008. He has also served on the board of directors of Ellie Mae, which is owned by private equity funds advised by Thoma Bravo, since May 2019. Mr. Capone holds a B.S. in Computer Science from Dickinson College and an M.B.A. in Finance from Pace University. Our board of directors believes that Mr. Capone's board and business experience and his overall knowledge of our industry qualify him to serve on our board of directors.

Stephen Lifshatz has served on our board of directors since July 2019. Mr. Lifshatz has served as the Chief Financial Officer for Lytx, a private video telematics company, since May 2018. Prior to joining Lytx, from January 2017 through May 2018, Mr. Lifshatz was engaged as an independent consultant by several private equity firms to assist in the development and expansion of certain of their portfolio companies. Prior to that, Mr. Lifshatz served as Chief Financial Officer of Fleetmatics Group PLC (NYSE: FLT) from December 2010 to December 2016. Mr. Lifshatz had also served as CFO of four additional private and public companies during his career. Mr. Lifshatz served on the Board of Directors of Amicas, Inc. (Nasdaq: AMCS) from June 2007 until June 2010, as well as on the Board or Advisory Board of several companies. Mr. Lifshatz holds a B.S. in Accounting and Marketing from Skidmore College. Our board of directors believes that Mr. Lifshatz' board and business experience and his overall knowledge of our industry qualify him to serve on our board of directors.

Jill Ward has served on our board of directors since September 2019. From 2018 through February 2020, Ms. Ward has served as an operating partner of Lead Edge Capital, a growth equity investment firm. Ms. Ward has served as a member of the board of directors of HubSpot (NYSE: HUBS) since October 2017. Ms. Ward served as a member of the board of directors of Carbon Black, Inc. (Nasdaq: CBLK) from December 2018 until its acquisition by VMware, Inc. in October 2019 and she served as president and chief operating officer of Fleetmatics from 2015 until its acquisition by Verizon

Communications in 2016. Prior to Fleetmatics, from 2001 to 2014, Ms. Ward served as vice president and then senior vice president and general manager at Intuit. Ms. Ward has also held leadership roles at Fidelity Investments, and Bain & Company. Ms. Ward holds an MBA from the Amos Tuck School of Business Administration at Dartmouth College and a BA from Wellesley College. Our board of directors believes that Ms. Ward's board and business experience and her overall knowledge of our industry qualify her to serve on our board of directors.

Code of Business Conduct and Ethics

Our board of directors has adopted a code of business conduct and ethics that applies to all of our employees, officers and directors, including our Chief Executive Officer, Chief Financial Officer and other executive and senior officers. The full text of our code of business conduct and ethics is posted on the Investor Relations section of our website at www.dynatrace.com. We will disclose any amendments to our code of business conduct and ethics, or waivers of its requirements granted to our principal executive officer, principal financial officer, principal accounting officer or controller or persons performing similar functions, on our website or in filings under the Exchange Act as required by applicable law or the listing standards of the NYSE.

Board of Directors

Our board of directors consists of eight persons, seven of whom are "independent" pursuant to the listing standards of the NYSE.

The number of directors will be fixed by our board of directors, subject to the terms of our charter and bylaws. Each of our current directors will continue to serve as a director until the election and qualification of his successor, or until his earlier death, resignation or removal.

Our charter provides that for so long as Thoma Bravo beneficially owns at least (i) 30% of our outstanding shares of common stock, Thoma Bravo will have the right to designate the chairman of our board of directors and of each committee of our board of directors as well as nominate a majority of our board of directors (provided that, at such time as we cease to be a controlled company under the NYSE corporate governance standards, which we expect will occur in connection with the completion of this offering, the majority of our board of directors will be "independent" directors, as defined under the rules of the NYSE, and provided further, that, the membership of each committee of our board of directors will comply with the applicable rules of the NYSE); (ii) 20% (but less than 30%) of our outstanding shares of common stock, Thoma Bravo will have the right to nominate a number of directors to our board of directors equal to the lowest whole number that is greater than 20% of the total number of directors (but in no event fewer than two directors); (iii) 10% (but less than 20%) of our outstanding shares of common stock, Thoma Bravo will have the right to nominate a number of directors to our board of directors equal to the lowest whole number that is greater than 5% of the total number of directors (but in no event fewer than one director); and (iv) 5% (but less than 10%) of our outstanding shares of common stock, Thoma Bravo will have the right to nominate one director to our board of directors. When Thoma Bravo beneficially owns less than 30% of our common stock, the chairman of our board of directors will be elected by a majority of our directors.

Our directors are divided into three classes serving staggered three-year terms. Class I, Class II and Class III directors will serve until our annual meetings of stockholders in 2020, 2021 and 2022, respectively. Messrs. Capone, Lifshatz and Van Siclen have been assigned to Class I, Messrs. Boro and Lines and Ms. Ward have been assigned to Class II, and Messrs. Virnig and Zuber have been assigned to Class III. At each annual meeting of stockholders held after the initial classification, directors will be elected to succeed the class of directors whose terms have expired. This classification of our board of directors could have the effect of increasing the length of time necessary to change the composition of a majority of the board of directors. In general, at least two annual meetings of stockholders will be necessary for stockholders to effect a change in a majority of the members of the board of directors.

Director Independence

Our board of directors has undertaken a review of the independence of each director. Based on information provided by each director concerning his background, employment and affiliations, our board of directors has determined that none of our directors (other than Mr. Van Siclen) has any relationships that would interfere with the exercise of independent judgment in carrying out the responsibilities of a director and that each of these directors is "independent" as that term is defined under the listing standards of the NYSE. In making these determinations, our board of directors considered the current and prior relationships that each non-employee director has with our company and all other facts and circumstances our board of directors deemed relevant in determining their independence and eligibility to serve on the committees of our board of directors, including the transactions involving them described in the section titled "Certain Relationships and Related Party Transactions."

Committees of Our Board of Directors

Our board of directors has established an audit committee, a compensation committee, a nominating and corporate governance committee and a cybersecurity committee. The composition and responsibilities of each of the committees of our board of directors are described below. Members serve on these committees until their resignation or until otherwise determined by our board of directors.

For so long as Thoma Bravo beneficially owns at least 30% of our outstanding shares of common stock, Thoma Bravo will have the right to designate the chairman of each committee of our board of directors, and the directors nominated by Thoma Bravo are expected to constitute a majority of each committee of our board of directors (other than the audit committee), provided that our committee membership will comply with all applicable rules of the NYSE.

Audit Committee

Our audit committee consists of Stephen Lifshatz, James K. Lines, Jill Ward and Kenneth "Chip" Virnig. Mr. Lifshatz qualifies as an "audit committee financial expert" as defined in the rules of the SEC, and satisfies the financial expertise requirements under the listing standards of the NYSE. Messrs. Lifshatz and Lines and Ms. Ward satisfy the requirements for independence and financial literacy under the applicable rules and regulations of the Securities and Exchange Commission, or SEC, and listing standards of the NYSE. Mr. Lifshatz serves as the chair of our audit committee. Our audit committee is responsible for:

- selecting a qualified firm to serve as the independent registered public accounting firm to audit our financial statements;
- helping to ensure the independence and performance of the independent registered public accounting firm;
- discussing the scope and results of the audit with the independent registered public accounting firm, and reviewing, with management and the independent registered public accounting firm, our interim and year-end operating results;
- developing procedures for employees to submit concerns anonymously about questionable accounting or audit matters;
- reviewing our policies on risk assessment and risk management;
- reviewing related party transactions; and
- approving or, as required, pre-approving, all audit and all permissible non-audit services, other than de minimis non-audit services, to be performed by the independent registered public accounting firm.

Our audit committee operates under a written charter that satisfies the applicable rules and regulations of the SEC and the listing standards of the NYSE.

Compensation Committee

Our compensation committee consists of Michael Capone, James K. Lines and Seth Boro. Mr. Capone serves as the chair of our compensation committee. Each member of our compensation committee meets the requirements of a “non-employee director” pursuant to Rule 16b-3 under the Exchange Act.

Our compensation committee is, among other things, responsible for:

- reviewing and approving the goals and objectives relating to the compensation of our executive officers, including any long-term incentive components of our compensation programs;
- evaluating the performance of our executive officers in light of the goals and objectives of our compensation programs and determining each executive officer’s compensation based on such evaluation;
- reviewing and approving, subject, if applicable, to stockholder approval, our compensation programs;
- reviewing the operation and efficacy of our executive compensation programs in light of their goals and objectives;
- reviewing and assessing risks arising from our compensation programs;
- reviewing and recommending to the board of directors the appropriate structure and amount of compensation for our directors;
- reviewing and approving, subject, if applicable, to stockholder approval, material changes in our employee benefit plans; and
- establishing and periodically reviewing policies for the administration of our equity compensation plans.

Compensation Committee Interlocks and Insider Participation

During fiscal 2019, our compensation committee consisted of Marcel Bernard (who resigned from our board in July 2019) and Messrs. Boro and Lines. None of the members of our compensation committee is an officer or employee of our company, nor have they even been an officer or employee of our company. None of our executive officers currently serves, or in the past year has served, as a member of the board of directors or compensation committee of any entity that has one or more executive officers serving on our board of directors or compensation committee.

Nominating and Corporate Governance Committee.

Our nominating and corporate governance committee consists of Michael Capone, Kenneth “Chip” Virnig, and Paul Zuber. Mr. Zuber serves as the chair of our nominating and corporate governance committee.

Our nominating and corporate governance committee is, among other things, responsible for:

- identifying, evaluating and recommending qualified persons to serve on our board of directors;
- considering and making recommendations to our board of directors regarding the composition and chairmanship of the committees of our board of directors;

- developing and making recommendations to our board of directors regarding corporate governance guidelines and matters and periodically reviewing such guidelines and recommending any changes; and
- overseeing annual evaluations of our board of directors' performance, including committees of our board of directors and management.

Cybersecurity Committee

Our cybersecurity committee consists of Mr. Zuber, who has been determined by our board of directors to be independent under the applicable rules of the NYSE.

Our cybersecurity committee is, among other things, responsible for reviewing and advising on the following matters:

- the effectiveness of our cybersecurity programs and our practices for identifying, assessing and mitigating cybersecurity risks across our products, services and business operations;
- our controls, policies and guidelines to prevent, detect and respond to cyber attacks or data breaches involving our products, services and business operations;
- our security strategy and technology planning processes;
- the safeguards used to protect the confidentiality, integrity, availability and resiliency of our products, services and business operations;
- our cyber crisis preparedness, security breach and incident response plans, communication plans, and disaster recovery and business continuity capabilities;
- our compliance with applicable information security and data protection laws and industry standards; and
- our cybersecurity budget, investments, training and staffing levels to ensure they are sufficient to sustain and advance successful cybersecurity and industry compliance programs.

EXECUTIVE COMPENSATION

Executive Compensation Overview

Historically, our executive compensation program has reflected our growth and development-oriented corporate culture. To date, the compensation of Mr. Van Siclen, our Chief Executive Officer, and our other executive officers identified in the 2020 Summary Compensation Table below, who we refer to as our Named Executive Officers, has consisted of a combination of base salary, annual incentive bonuses and long-term incentive compensation. Prior to our IPO, long-term incentive compensation was in the form of profits interests, which were converted into restricted stock awards at the time of our IPO. Since our IPO, long-term incentive compensation has been in the form of restricted stock units and stock options. Our Named Executive Officers, like all full-time employees, are eligible to participate in our health and welfare benefit plans. As we continue our transition from a private company to a publicly traded company, we will evaluate our compensation values and philosophy, and compensation plans and arrangements, as circumstances require.

2020 Summary Compensation Table

The following table summarizes the compensation awarded to, earned by, or paid to our principal executive officer and our next two most highly compensated executive officers, our Named Executive Officers, for the fiscal years ended March 31, 2020 and March 31, 2019.

Name and Principal Position	Fiscal Year	Salary (\$)	Stock Awards (\$) (1)	Option Awards (\$) (2)	Non-Equity Incentive Plan Compensation (\$) (3)	All Other Compensation (\$)	Total (\$)
John Van Siclen, Chief Executive Officer	2020	\$ 575,000	\$ 1,328,000	\$ 3,503,089	\$ 575,000	\$ 33,463 (4)	\$ 6,014,552
	2019	\$ 555,000			\$ 555,000	\$ 22,938	\$ 1,132,938
Kevin Burns, Chief Financial Officer	2020	\$ 385,000	\$ 704,000	\$ 1,875,071	\$ 231,000	\$ 19,019 (5)	\$ 3,214,090
	2019	\$ 375,000			\$ 206,250	\$ 24,717	\$ 605,967
Stephen J. Pace, Senior Vice President, Worldwide Sales	2020	\$ 400,000	\$ 608,000	\$ 1,602,679	\$ 392,349 (6)	\$ 28,956 (7)	\$ 3,031,984
	2019	\$ 375,000			\$ 408,273 (6)	\$ 26,891	\$ 810,164

- (1) The amounts reported in this column reflect the aggregate grant date fair value of restricted stock units granted to our Named Executive Officers during fiscal year 2020, computed in accordance with FASB ASC Topic 718. Such aggregate grant date fair value does not take into account any estimated forfeitures related to service-vesting conditions. The assumptions used in calculating the grant date fair value of the restricted stock units reported in this column are set forth in Note 14 to our audited financial statements included in this prospectus. The amounts reported in this column reflect the accounting cost for these stock awards, and may not correspond to the actual economic value that will be received by the Named Executive Officers upon vesting of the awards.
- (2) The amounts reported in this column reflect the aggregate grant date fair value of stock options granted to our Named Executive Officers during fiscal year 2020, computed in accordance with FASB ASC Topic 718. Such aggregate grant date fair value does not take into account any estimated forfeitures related to service-vesting conditions. The assumptions used in calculating the grant date fair value of the restricted stock units reported in this column are set forth in Note 14 to our audited financial statements included in this prospectus. The amounts reported in this column reflect the accounting cost for these stock awards, and may not correspond to the actual economic value that will be received by the Named Executive Officers upon vesting of the awards.
- (3) The amounts reported in this column, except as otherwise described below, represent bonuses paid under our Annual Short-Term Incentive Plan based on company performance during fiscal year 2020 and 2019.
- (4) Amounts reported for fiscal year 2020 represent \$6,419 in 401(k) plan matching contributions, \$3,431 in disability insurance premiums, \$9,988 for a President's Club trip and \$7,353 for reimbursement of taxes related to the cost of the President's Club trips, and \$3,612 for the IPO trip and \$2,660 for reimbursement of taxes related to the cost of the IPO trip.
- (5) Amounts reported for fiscal year 2020 represent \$8,475 in 401(k) plan matching contributions, \$2,923 in disability insurance premiums, and \$4,390 for the IPO trip and \$3,231 for reimbursement of taxes related to the cost of the IPO trip.
- (6) Amounts reported include \$272,349 and \$295,773 earned by Mr. Pace pursuant to his sales commission plan during fiscal year 2020 and 2019 respectively.

(7) Amounts reported for fiscal year 2020 represent \$5,872 in 401(k) plan matching contributions, \$3,622 in disability insurance premiums, \$9,988 for a President's Club trip and \$7,353 for reimbursement of taxes related to the cost of the President's Club trip, and \$1,222 for the IPO trip and \$899 for reimbursement of taxes related to the cost of the IPO trip.

Narrative Disclosure to the 2020 Summary Compensation Table

Base Salaries

We use base salaries to recognize the experience, skills, knowledge and responsibilities required of all our employees, including our Named Executive Officers. Base salaries are reviewed annually, typically in connection with our annual performance review process, and adjusted from time to time to realign salaries with market levels after taking into account individual responsibilities, performance and experience. For the year ended March 31, 2020, the annual base salaries for each of Messrs. Van Siclen, Pace and Burns were \$575,000, \$385,000, and \$400,000, respectively.

Bonuses and Commissions

In fiscal year 2020, Mr. Pace participated in a commissions plan, which provided for a commission-based bonus payment based upon attainment of global bookings goals. Additionally, each of our Named Executive Officers participated in our Annual Short-Term Incentive Plan, pursuant to which each was eligible to receive annual bonuses based upon achievement of corporate performance targets for fiscal year 2020. The performance criteria under our Annual Short-Term Incentive Plan for fiscal year 2020 was an adjusted EBITDA metric determined by our board of directors. The amount of commission earned by Mr. Pace and the amount of incentive compensation earned by each of our Named Executive Officers under the Annual Short-Term Incentive Plan for fiscal year 2020 is reported above in the 2020 Summary Compensation Table.

Equity Compensation

Although we did not have a formal policy with respect to the grant of equity incentive awards to our executive officers prior to our initial public offering, we believe that equity grants provide our executives with a strong link to our long-term performance, create an ownership culture and help to align the interests of our executives and our stockholders. In addition, we believe that equity grants with a time-based vesting feature promote executive retention and provide an incentive for our executive officers to remain in our employment during the vesting period. Accordingly, our board of directors granted equity awards to our Named Executive Officers at the time of the IPO in August, 2019, and our Board has also adopted the practice of reviewing the equity incentive compensation of our Named Executive Officers, and granting equity incentive awards to them, on an annual basis.

Executive Employment Arrangements

We initially entered into offer letters with each of the Named Executive Officers in connection with his employment with us, which set forth the terms and conditions of employment of each individual, including base salary, target annual bonus opportunity and standard employee benefit plan participation. Effective upon our initial public offering in August 2019, we entered into new employment agreements with each of Messrs. Van Siclen, Pace and Burns, which replaced each Named Executive Officer's existing offer letters and other employment arrangements, as described below. In addition, each of our Named Executive Officers has entered into an agreement with us, which contains protections of confidential information, requires the assignment of inventions and contains other restrictive covenants.

John Van Siclen

John Van Siclen is party to an employment agreement with us that became effective in August 2019. This employment agreement has no specific term and constitutes at-will employment. Mr. Van Siclen's current annual base salary is \$575,000, which is subject to change from time to time by our board of directors in its discretion. Mr. Van Siclen is also eligible to receive an annual bonus based upon the achievement of business metrics established by our board of directors or our compensation committee

and subject to the terms of any applicable incentive compensation plan. Mr. Van Siclen's current target bonus is 100% of his base salary and is subject to review and change from time to time by our board of directors in its discretion. Mr. Van Siclen is also entitled to participate in all employee benefit plans and vacation policies in effect for our employees.

Pursuant to his employment agreement, in the event that Mr. Van Siclen's employment is terminated by us without cause, as such term is defined in his employment agreement, or if Mr. Van Siclen terminates his employment for good reason, as such term is defined in his employment agreement, and if he executes a separation and release agreement, we will be obligated to (i) pay him a cash severance payment equal to the sum of 12 months of his then-current base salary, the amount of any bonus earned in respect of the prior fiscal year that would have been paid if Mr. Van Siclen's employment had not been terminated and 100% of his target bonus for the then-current year, and (ii) continue for a period of 12 months to provide health insurance to Mr. Van Siclen as if Mr. Van Siclen had remained employed by us. If Mr. Van Siclen's employment with us is terminated by us without cause or Mr. Van Siclen terminates his employment for good reason either 3 months before or during the 12-month period after a change of control, and if he executes a separation and release agreement, we will be obligated to (i) pay him a lump-sum cash severance payment equal to the sum of 24 months of Mr. Van Siclen's then-current base salary and the amount of any bonus earned in respect of the prior fiscal year that would have been paid if his employment had not been terminated, (ii) accelerate all of his unvested equity awards as of the later of (A) the date of termination or (B) the effective date of a separation and release agreement, and (iii) continue for a period of 18 months to provide health insurance to Mr. Van Siclen as if he had remained employed by us.

Stephen J. Pace

Stephen J. Pace is party to an employment agreement with us that became effective in August 2019. This employment agreement has no specific term and constitutes at-will employment. Mr. Pace's current annual base salary is \$400,000, which will be reviewed annually and is subject to change from time to time by our board of directors in its discretion. Mr. Pace is also eligible to receive an annual bonus based upon the achievement of business metrics established by our board of directors or our compensation committee and subject to the terms of any applicable incentive compensation plan. Mr. Pace's current target bonus is 100% of his base salary and is subject to review and change from time to time by our board of directors in its discretion. Mr. Pace is also entitled to participate in all employee benefit plans and vacation policies in effect for our employees.

Pursuant to his employment agreement, in the event that Mr. Pace's employment is terminated by us without cause, as such term is defined in his employment agreement, or if Mr. Pace terminates his employment for good reason, as such term is defined in his employment agreement, and if he executes a separation and release agreement, we will be obligated to (i) pay him a cash severance payment equal to the sum of 12 months of his then-current base salary and the amount of any bonus earned in respect of the prior fiscal year that would have been paid if Mr. Pace's employment had not been terminated, and (iii) if he elects healthcare continuation coverage under the law known as "COBRA," pay up to 12 monthly payments equal to the monthly employer contribution that we would have made to provide health insurance to Mr. Pace if he had remained employed by us. If Mr. Pace's employment with us is terminated by us without cause or Mr. Pace terminates his employment for good reason either 3 months before or during the 12-month period after a change of control, and if he executes a separation and release agreement, we will be obligated to (i) pay him a lump-sum cash severance payment equal to the sum of 18 months of his then-current base salary and the amount of any bonus earned in respect of the prior fiscal year that would have been paid if Mr. Pace's employment had not been terminated, and (ii) accelerate all of his unvested equity awards as of the later of (A) the date of termination or (B) the effective date of a separation and release agreement, and (iii) if he elects healthcare continuation coverage under the law known as "COBRA," pay up to 18 monthly payments equal to the monthly employer contribution that we would have made to provide health insurance to Mr. Pace if Mr. Pace had remained employed by us. In addition, in the event of a change in control and provided that Mr. Pace is still employed by us, 50% of Mr. Pace's unvested restricted stock outstanding will become vested in full.

Kevin Burns

Kevin Burns is party to an employment agreement with us that became effective in August 2019. This employment agreement has no specific term and constitutes at-will employment. Mr. Burns' current annual base salary is \$385,000, which will be reviewed annually and is subject to change from time to time by our board of directors in its discretion. Mr. Burns is also eligible to receive an annual bonus based upon the achievement of business metrics established by our board of directors or our compensation committee and subject to the terms of any applicable incentive compensation plan. Mr. Burns' current target bonus is 60% of his base salary and is subject to review and change from time to time by our board of directors in its discretion. Mr. Burns is also entitled to participate in all employee benefit plans and vacation policies in effect for our employees.

Pursuant to his employment agreement, in the event that Mr. Burns' employment is terminated by us without cause, as such term is defined in his employment agreement, or if Mr. Burns terminates his employment for good reason, as such term is defined in his employment agreement, and if he executes a separation and release agreement, we will be obligated to (i) pay him a cash severance payment equal to the sum of 12 months of his then-current base salary and the amount of any bonus earned in respect of the prior fiscal year that would have been paid if his employment had not been terminated, and (ii) if he elects healthcare continuation coverage under the law known as "COBRA," pay up to 12 monthly payments equal to the monthly employer contribution that we would have made to provide health insurance to Mr. Burns if he had remained employed by us. If Mr. Burns' employment with us is terminated by us without cause or Mr. Burns terminates his employment for good reason either 3 months before or during the 12-month period after a change of control, and if he executes a separation and release agreement, we will be obligated to (i) pay him a lump-sum cash severance payment equal to the sum of 18 months of his then-current base salary and the amount of any bonus earned in respect of the prior fiscal year that would have been paid if his employment had not been terminated, (ii) accelerate all of his unvested equity awards as of the later of (A) the date of termination or (B) the effective date of a separation and release agreement, and (iii) if he elects healthcare continuation coverage under the law known as "COBRA," pay up to 18 monthly payments equal to the monthly employer contribution that we would have made to provide health insurance to Mr. Burns if he had remained employed by us. In addition, in the event of a change in control and provided that Mr. Burns is still employed by us, 100% of Mr. Burns' unvested restricted stock outstanding will become vested in full.

Outstanding Equity Awards at 2020 Fiscal Year-End

The following table reflects information regarding outstanding equity-based awards held by our Named Executive Officers as of March 31, 2020.

	Option Awards				Stock Awards					
	Number of Securities Underlying Unexercised Options Exercisable	Number of Securities Underlying Unexercised Options Unexercisable (1)	Option Exercise Price (\$)	Option Expiration Date	Vesting Start Date	Number of Shares or Units of Stock That Have Not Vested (#)	Market Value of Shares or Units of Stock That Have Not Vested \$(2)	Equity Incentive Plan Awards: Number of Unearned Shares, Units or Other Rights That Have Not Vested (#)	Equity Incentive Plan Awards: Market or Payout Value of Unearned Shares, Units or Other Rights That Have Not Vested \$(2)	
Name										
John Van Sicken	—	553,000	\$ 16.00	7/31/2029		—	—	—	—	
		—	\$ —	0	7/31/2019	83,000 (3)	1,978,720	—	—	
Kevin Burns	—	—	\$ —	0	9/26/2016	50,000 (4)	1,192,000	100,000 (5)	2,384,000	
	—	—	\$ —	0	12/20/2016	18,749 (4)	446,976	25,000 (5)	596,000	
		296,000	\$ 16.00	7/31/2029		—	—	—	—	
	—	—	\$ —	0	7/31/2019	44,000 (3)	1,048,960	— —	—	
Stephen J. Pace	—	—	\$ —	0	0	— —	—	125,000 (5)	2,980,000	
	—	253,000	\$ 16.00	7/31/2029		—	—	—	—	
	—	—	\$ —	0	7/31/2019	38,000 (3)	905,920	—	—	

(1) The stock options become vested and exercisable as follows: 25% of each award will vest on August 15, 2020 and then 1/12th of the balance will vest on each quarterly anniversary of the date of grant thereafter, such that 100% of the award will be vested on the fourth anniversary of August 15, 2019.

(2) Represents the fair market value of shares that were unvested as of March 31, 2020. The fair market value is based on the closing price on March 31, 2020 of \$23.84 per share.

(3) The restricted stock units granted to our Named Executive Officers on July 31, 2019 vest and settle over four years, with 25% vesting on August 15, 2020 and the remainder vesting in 12 equal quarterly installments thereafter.

(4) These shares vest over four years, with 25% vesting on the first anniversary of the vesting start date and the remainder vesting in 36 equal monthly installments thereafter. 68,749 shares were transferred to the Kevin C. Burns Irrevocable Non-Grantor Trust of 2018 dated December 17, 2018 on December 17, 2018. Subject to Mr. Burns' continuous service to us through a change in control (as defined in the 2019 Plan), 100% of the shares shall vest immediately prior to such change in control.

(5) These shares were subject to vesting based on the achievement of certain company performance metrics as determined by our Compensation Committee following the preparation and approval of our financial statements for the fiscal year ended March 31, 2020. 125,000 shares were transferred to the Kevin C. Burns Irrevocable GST Trust of 2018 dated December 17, 2018 on December 17, 2018. In May 2020, following preparation and approval of our financial statements, these shares vested in full.

Additional Narrative Disclosure

2019 Equity Incentive Plan

In July 2019, our board of directors, upon the recommendation of the compensation committee of the board of directors, adopted our 2019 Equity Incentive Plan, or the 2019 Plan, which was subsequently approved by our stockholders. The 2019 Plan became effective in August 2019. The 2019 Plan replaced our Management Incentive Unit program, or the MIU Plan. In connection with the Spin-Off Transactions, outstanding awards granted under our MIU Plan were converted into shares of common stock, restricted stock, and restricted stock units, which were granted under our 2019 Plan. Our 2019 Plan provides flexibility to our compensation committee to use various equity-based incentive awards as compensation tools to motivate our workforce.

We initially reserved 52,000,000 shares of our common stock, or the Initial Limit, for the issuance of awards under the 2019 Plan. The 2019 Plan provides that the number of shares reserved and available for issuance under the plan will automatically increase each April 1, beginning on April 1, 2020, by 4% of

the outstanding number of shares of our common stock on the immediately preceding March 31 or such lesser number determined by our compensation committee, referred to as the Annual Increase. This number is subject to adjustment in the event of a stock split, stock dividend or other change in our capitalization.

The shares we issue under the 2019 Plan are authorized but unissued shares or shares that we reacquire. The shares of common stock underlying any awards that are forfeited, cancelled, held back upon exercise or settlement of an award to satisfy the exercise price or tax withholding, reacquired by us prior to vesting, satisfied without any issuance of stock, expire or are otherwise terminated (other than by exercise) under the 2019 Plan will be added back to the shares of common stock available for issuance under the 2019 Plan.

The maximum aggregate number of shares that may be issued in the form of incentive stock options shall not exceed the Initial Limit cumulatively increased on April 1, 2020 and on each April 1 thereafter by the lesser of (i) the Annual Increase for such year, (ii) 14,000,000 shares of common stock or (iii) such lesser number of shares as determined by our compensation committee. The maximum value of all awards that may be granted under the 2019 Plan to any non-employee director in any calendar year shall not exceed \$750,000.

The 2019 Plan is administered by our compensation committee. Our compensation committee has full power to select, from among the individuals eligible for awards, the individuals to whom awards will be granted, to make any combination of awards to participants, and to determine the specific terms and conditions of each award, subject to the provisions of the 2019 Plan. Persons eligible to participate in the 2019 Plan will be those full or part-time officers, employees, non-employee directors and other key persons (including consultants) as selected from time to time by our compensation committee in its discretion.

The 2019 Plan permits the granting of both options to purchase common stock intended to qualify as incentive stock options under Section 422 of the Internal Revenue Code, or the Code, and options that do not so qualify. The option exercise price of each option will be determined by our compensation committee but may not be less than 100% of the fair market value of our common stock on the date of grant. The term of each option will be fixed by our compensation committee and may not exceed ten years from the date of grant. Our compensation committee will determine at what time or times each option may be exercised.

Our compensation committee may award stock appreciation rights subject to such conditions and restrictions as it may determine. Stock appreciation rights entitle the recipient to shares of common stock, or cash, equal to the value of the appreciation in our stock price over the exercise price. The exercise price of each stock appreciation right may not be less than 100% of the fair market value of the common stock on the date of grant.

Our compensation committee may award restricted shares of common stock and restricted stock units to participants subject to such conditions and restrictions as it may determine. These conditions and restrictions may include the achievement of certain performance goals and/or continued employment with us through a specified vesting period. Our compensation committee may also grant shares of common stock that are free from any restrictions under the 2019 Plan. Unrestricted stock may be granted to participants in recognition of past services or other valid consideration and may be issued in lieu of cash compensation due to such participant.

Our compensation committee may grant cash bonuses under the 2019 Plan to participants, subject to the achievement of certain performance goals.

The 2019 Plan provides that in the case of, and subject to, the consummation of a "change in control" as defined in the 2019 Plan, all outstanding awards may be assumed, substituted or otherwise continued by the successor entity. To the extent that the successor entity does not assume, substitute or otherwise continue such awards, then upon the effectiveness of the change in control, the 2019 Plan and

all awards will automatically terminate. In the event of such termination, (i) individuals holding options and stock appreciation rights will be permitted to exercise such options and stock appreciation rights (to the extent exercisable) prior to the change in control, or (ii) we may make or provide for a cash payment to participants holding options and stock appreciation rights equal to the difference between the per share cash consideration payable to stockholders in the change in control and the exercise price of the options or stock appreciation rights (to the extent then exercisable).

Our board of directors may amend or discontinue the 2019 Plan and our compensation committee may amend the exercise price of options and amend or cancel outstanding awards for purposes of satisfying changes in law or any other lawful purpose but no such action may adversely affect rights under an award without the holder's consent. Certain amendments to the 2019 Plan require the approval of our stockholders. No awards may be granted under the 2019 Plan after the date that is ten years from the date of stockholder approval.

2019 Employee Stock Purchase Plan

In July 2019, our board of directors adopted and our stockholders approved our 2019 Employee Stock Purchase Plan, or the ESPP. We initially reserved 6,250,000 shares of our common stock for issuance under the ESPP. The number of shares of common stock reserved for issuance under the ESPP shall be cumulatively increased each April 1, beginning on April 1, 2020, and ending on April 1, 2029, by the lesser of (i) one percent of the outstanding number of shares of our common stock on the immediately preceding March 31, (ii) 3,500,000 shares or (iii) such lesser number of shares as determined by our compensation committee. The number of shares reserved and available for issuance under the ESPP is subject to adjustment in the event of a stock split, stock dividend or other change in our capitalization.

All employees who are employed by us or any designated subsidiary are eligible to participate in the ESPP, unless otherwise determined by our compensation committee in advance of an offering and consistent with Section 123 of the Code. Any employee who owns five percent or more of the voting power or value of our shares of common stock is not eligible to purchase shares under the ESPP.

We may make one or more offerings each year to our employees to purchase shares under the ESPP. Each eligible employee may elect to participate in any offering by submitting an enrollment form at least 15 business days before the relevant offering date, or such other period as determined by our compensation committee. The initial offering under the ESPP commenced on November 29, 2019 and will end on May 28, 2020. Unless otherwise determined by our compensation committee, subsequent offering periods will begin on the first business day occurring or following each May 15 and November 15 thereafter and end on the last business day occurring on or before the following November 14 and May 14, respectively.

Each employee who is a participant in the ESPP may purchase shares by authorizing payroll deductions at a minimum of 1 percent and up to 15 percent of his or her base compensation during an offering period. Unless the participating employee has previously withdrawn from the offering, his or her accumulated payroll deductions will be used to purchase shares of common stock on the last business day of the offering period at a price equal to 85 percent of the fair market value of the common stock on the first business day or the last business day of the offering period, whichever is lower, provided that no more than a number of shares of common stock determined by dividing \$25,000 by the fair market value of the common stock on the first day of the offering may be purchased by any one employee during each offering period. Under applicable tax rules, an employee may purchase no more than \$25,000 worth of shares, valued at the start of the purchase period, under the ESPP in any calendar year.

The accumulated payroll deductions of any employee who is not a participant on the last day of an offering period will be refunded. An employee's rights under the ESPP terminate upon voluntary withdrawal from the plan or when the employee ceases employment with us for any reason.

The ESPP may be terminated or amended by our board of directors at any time. An amendment that increases the number of shares of common stock that are authorized under the ESPP and certain

other amendments require the approval of our stockholders. The compensation committee may adopt subplans under the ESPP for employees of our non-U.S. subsidiaries who may participate in the ESPP and may permit such employees to participate in the ESPP on different terms, to the extent permitted by applicable law.

Annual Short-Term Incentive Plan

In July 2019, our board of directors adopted the Annual Short-Term Incentive Plan, or the Bonus Plan, which is administered by our compensation committee. The Bonus Plan provides for annual cash bonuses to selected employees of the Company and our subsidiaries, based upon achievement of certain performance measures, including, but not limited to, contribution targets and earnings before interest, taxes, depreciation and/or amortization ("EBITDA").

The amount of the bonus pool under the Bonus Plan in any fiscal year will be determined by the compensation committee, in its sole discretion, based on our achievement of corporate financial metric(s) established by the compensation committee. For the fiscal year ended March 31, 2020, the compensation committee determined that the financial metric was adjusted EBITDA, and that for achievement of 90% of the EBITDA target, 50% of the target bonus pool will be funded, for achievement of 100% of the EBITDA target, 100% of the bonus pool will be funded, and for achievement of 120% or greater of EBITDA target, 150% of the target bonus pool will be funded, with straight-line interpolation between each point. No bonus pool will be created and no payments will be made to participants unless at least 90% of the EBITDA target for such fiscal year is met. In the event no bonus pool is created, our compensation committee, in its discretion, may establish an alternative bonus program.

Each employee who is selected to participate in the Bonus Plan will have a target bonus opportunity set for each fiscal year. A participant's target bonus may be based on achievement of one or more performance measures in any fiscal year, as determined in the compensation committee's discretion, based on each participant's performance and in consultation with our senior management. Achievement of any individual-specific performance measures for a fiscal year will be subject to 90% achievement of the corporate financial metric target for such year. Payment for any fiscal year shall be made within six calendar months following the fiscal year after financial statements are approved. To be eligible for a bonus, participants must be employed by us or our subsidiaries as of December 1 of a fiscal year and must remain continuously employed through the date of payment, with any bonus prorated to reflect any partial year of employment. The compensation committee may amend or terminate the Bonus Plan at any time.

Retirement Plans

We maintain a tax-qualified 401(k) retirement plan for eligible employees in the United States to save for retirement on a tax-advantaged basis. Under our 401(k) plan, employees may elect to defer up to 90% of their eligible compensation subject to applicable annual limits set pursuant to the Internal Revenue Code. Our 401(k) plan permits participants to make both pre-tax and certain after-tax (Roth) deferral contributions. The retirement plan is intended to qualify under Section 401(a) of the Internal Revenue Code. We match 50% of employees' contributions to the 401(k) Plan up to 6% of compensation. Employees are 100% vested in their contributions to the 401(k) plan.

Indemnification of Officers and Directors

We have agreed to indemnify our directors and executive officers in certain circumstances. See "Certain Relationships and Related Party Transactions—Limitation of Liability and Indemnification of Officers and Directors."

Non-Employee Director Compensation

The following table presents the total compensation for each person who served as a non-employee director during fiscal year 2020. Directors may be reimbursed for travel and other expenses

directly related to their activities as directors. Directors who also serve as employees receive no additional compensation for their service as directors. During fiscal year 2020, Mr. Van Siclen, our Chief Executive Officer, was a member of our board of directors, as well as an employee, and received no additional compensation for his services as a director. See the section titled "Executive Compensation" for more information about Mr. Van Siclen's compensation for fiscal year 2020.

In addition, our non-employee directors receive an annual cash retainer payable quarterly, reflected below. In fiscal year 2020, a majority of our non-employee directors represented Thoma Bravo. In certain cases, disclosed below, directors representing Thoma Bravo were not entitled to and did not receive compensation (either equity or cash).

Name (1)	Fees Earned or Paid in Cash (\$)	Stock Awards (\$)(2)	All Other Compensation (\$)	Total (\$)
Marcel Bernard(3)(4)	62,500	\$ —	—	62,500
Seth Boro	28,333	200,000	—	228,333
Orlando Bravo(3)	—	—	—	—
Michael Capone	36,668	400,000	—	436,668
Stephen Lifshatz	37,244	400,000	—	437,244
James K. Lines(2)(4)	64,663	200,000	16,499 (5)	281,163
Kenneth "Chip" Virnig	33,333	200,000	—	233,333
Jill Ward	23,240	400,026	—	423,266
Paul Zuber(2)(4)	38,750	200,000	—	238,750

(1) Mr. Bravo is included in the table but received no compensation for his services. Messrs. Boro, Bravo and Virnig are representatives of the Thoma Bravo Funds. Messrs. Bernard, Lines and Zuber are Thoma Bravo operating partners.

(2) The amounts represent the aggregate grant date fair value of restricted stock units granted to our directors during fiscal year 2020, computed in accordance with FASB ASC Topic 718. The assumptions used in calculating the grant date fair value of the restricted stock units reported in this column are set forth in Note 14 to our audited financial statements included in this prospectus. As of March 31, 2020, Messrs. Lines and Zuber held 225,879 and 81,712 shares of common stock, respectively. As of March 31, 2020, each of Messrs. Boro, Lines, Virnig, and Zuber held 12,500 unvested restricted stock units, each of Messrs. Capone and Lifshatz held 25,000 unvested restricted stock units and Ms. Ward held 19,140 unvested restricted stock units.

(3) Messrs. Bernard and Bravo resigned from our board in July 2019.

(4) Messrs. Bernard, Lines and Zuber are not employees of Thoma Bravo, its affiliates or the Thoma Bravo Funds. Messrs. Bernard, Lines and Zuber are considered independent contractors of Thoma Bravo and may have business or investment activities unrelated to Thoma Bravo.

(5) This amount includes \$16,499 for healthcare benefits.

Non-Employee Director Compensation Policy

Prior to our initial public offering, Messrs. Bernard, Lines and Zuber earned a quarterly cash fee under their respective services agreements with Thoma Bravo, and the Company reimbursed Thoma Bravo for the amounts paid. In connection with our initial public offering, our board of directors adopted a formal Non-Employee Director Compensation Policy. The policy is designed to ensure that the compensation of non-employee directors aligns the directors' interests with the long-term interests of the stockholders, that the structure of the compensation is simple, transparent and easy for stockholders to understand and that our directors are fairly compensated. Employee directors do not receive additional compensation for their services as directors.

Under the policy, upon initial election or appointment to the board of directors, new non-employee directors shall receive a restricted stock unit award with a value of \$400,000 (which may be pro-rated at the discretion of the board of directors), 25% of which will vest upon the one year anniversary of the grant date and the balance will vest ratably over twelve equal quarterly installments (the "Initial Grant"). In each subsequent year of a non-employee director's tenure, the non-employee director will receive a restricted

stock unit award with a value of \$200,000, which will vest in full upon the earlier to occur of the first anniversary of the grant date or the date of the next annual meeting of stockholders. Vesting of any equity award will cease if a director resigns from our board of directors or otherwise ceases to serve as a director, unless the board of directors determines that circumstances warrant continuation of vesting. In addition, all such awards are subject to full accelerated vesting upon the change in control of our Company (as defined in the policy). In connection with our initial public offering, the policy provided that each non-employee director who was a director immediately prior to the effectiveness of the registration statement relating to our initial public offering was granted a restricted stock unit award having a value of \$200,000 (the "IPO Grant"). The IPO Grant will vest in full on the earlier of (i) the first anniversary of the grant date or (ii) our next annual meeting of stockholders, subject to continued service as a director through the applicable vesting date.

In addition, each non-employee director is paid an annual retainer of \$35,000 for their services. Such cash retainers are paid quarterly, and may be pro-rated based on the number of actual days served by the director during such calendar quarter.

Committee members also receive additional annual retainers. These additional payments for service on a committee are due to the workload and broad-based responsibilities of the committees. These committee retainers are as follows:

Committee	Member Annual Fee	Chairman Annual Fee
Audit Committee	\$ 10,000	\$ 20,000
Compensation Committee	\$ 7,500	\$ 15,000
Nominating and Corporate Governance Committee	\$ 5,000	\$ 10,000
Cybersecurity Committee	\$ 5,000	\$ 10,000

Rule 10b5-1 Sales Plans

Our directors and executive officers may adopt written plans, known as Rule 10b5-1 plans, in which they will contract with a broker to buy or sell shares of our common stock on a periodic basis. Under a Rule 10b5-1 plan, a broker executes trades pursuant to parameters established by the director or executive officer when entering into the plan, without further direction from them. The director or executive officer may amend a Rule 10b5-1 plan in some circumstances and may terminate a plan at any time. Our directors and executive officers also may buy or sell additional shares outside of a Rule 10b5-1 plan when they are not in possession of material nonpublic information subject to compliance with the terms of our insider trading policy. Prior to 180 days after the date of our initial public offering, subject to early termination, the sale of any shares under Rule 10b5-1 plan would be subject to the lock-up agreement that the director or executive officer has entered into with the underwriters.

CERTAIN RELATIONSHIPS AND RELATED PARTY TRANSACTIONS

In addition to the director and executive compensation arrangements, including employment, termination of employment and change in control arrangements, discussed in the sections titled “Management” and “Executive Compensation,” the following is a description of each transaction since April 1, 2016, and each currently proposed transaction, in which:

- we have been or are to be a participant;
- the amount involved exceeded or is expected to exceed \$120,000; and
- any of our directors, executive officers or holders of more than 5% of our outstanding capital stock, or any immediate family member of, or person sharing the household with, any of these individuals or entities, had or will have a direct or indirect material interest.

Prior to our initial public offering, Dynatrace LLC operated as a wholly owned indirect subsidiary of Compuware Parent, LLC, or Parent. Prior to the completion of the initial public offering and in connection with the Spin-Off Transactions, we entered into an agreement with Compuware Software Group LLC, or Compuware, and certain of its subsidiaries, including Compuware Corporation, relating to our relationship with Compuware after the initial public offering. Other than as described below, we do not currently expect to enter into any additional agreements or other transactions with Compuware, Dynatrace Holdings Corp., or DHC, SIGOS LLC, or SIGOS, or other related entities outside the ordinary course, or with any of our directors, officers or other affiliates.

Relationships with Compuware

Services Provided to Compuware and Related Entities

In the ordinary course of our business, we have provided services to Compuware, DHC and SIGOS, including tax, treasury, equity administration, accounting, finance, reporting, human resources and legal. The cost and fees associated with these services are allocated among the entities based on the co-invest on a basis that we consider to be a reasonable reflection of the use of services provided or the benefit received. Each entity is responsible for its portion of the fees and reimburses us accordingly. Our historical financial statements include reimbursements to us by Compuware, DHC and related entities related to these services. These reimbursements totaled \$0.8 million and \$0.5 million for the years ended March 31, 2018 and 2019, respectively. We no longer provide these services.

Office Leases

We sublease one office in the United Kingdom and one office in France pursuant to sublease agreements with Compuware. The sublease payments for the office in the United Kingdom were \$0.1 million for each of the years ended March 31, 2018, 2019, and 2020. The sublease payments for the office in France were \$0.3 million for each of the years ended March 31, 2018, 2019, and 2020. We do not intend to renew the sublease agreements with Compuware upon expiration of the sublease for the United Kingdom and France offices in March 2027 and May 2021, respectively.

Benefit Plans

Through December 31, 2017, we participated in Compuware’s benefit plans. Our share of compensation and benefit liabilities were paid directly by us to the third-party provider. Through December 31, 2018, we participated in Compuware’s 401(k) retirement plan. Employer matching contributions were paid directly by us to the third-party provider. These payments totaled \$1.4 million and \$1.9 million for the years ended March 31, 2018 and 2019, respectively. Since December 31, 2018, our benefit plans have been independent of and separate from Compuware’s benefit plans.

Compuware Debt

We were a guarantor of a \$1.8 billion debt facility, or the Debt Facility, entered into by Compuware on December 15, 2014, with Jefferies Finance, LLC, which was extinguished in August 2018. The Debt Facility was entered into to facilitate the purchase of Compuware by the Thoma Bravo Funds and was set to mature on December 15, 2021. If Compuware had defaulted on this obligation during the life of the loan, the maximum potential future payments by the guarantors would have been \$1.6 billion. For the years ended March 31, 2018 and 2019, we paid \$88.0 million and \$1.15 billion, respectively, to related parties to pay principal and interest amounts due under the Debt Facility.

Debt Restructuring

In the year ending March 31, 2019, Compuware entered into a series of transactions involving DHC, SIGOS and us, as well as other international subsidiaries within the group, to restructure its debt and to settle amounts outstanding between the international subsidiaries of Compuware and us. The restructuring was completed in November 2018.

Spin-Off Transactions

On July 30, 2019, we and certain of our subsidiaries, Compuware and certain of its subsidiaries, Thoma Bravo, the Thoma Bravo Funds and certain other affiliated entities entered into a Master Structuring Agreement, a Tax Matters Agreement and other ancillary agreements which gave effect to the Spin-Off Transactions and other related restructuring transactions. See "Spin-Off Transactions."

Other

We transferred \$3.9 million and \$0.8 million for the years ended March 31, 2018 and 2019, respectively, to settle obligations with affiliated companies. We also had receivables from Thoma Bravo affiliates of \$0.6 million for the year ended March 31, 2019.

Advisory Services Agreements

In December 2014, Compuware entered into two separate advisory services agreements, or the advisory services agreements, with Thoma Bravo, L.P. and an affiliated entity. We paid Thoma Bravo, L.P. and the affiliated entity consulting fees under the Consulting Agreements totaling \$4.9 million, \$4.9 million, and \$1.6 million for the years ended March 31, 2018, 2019, and 2020, respectively. We are also obligated to reimburse Thoma Bravo, L.P. and the affiliated entity for reasonable legal, accounting, travel expenses, healthcare, and other fees and expenses incurred by Thoma Bravo, L.P. and the affiliated entity in rendering the services under the advisory services agreements, including without limitation fees paid to certain of our directors. We paid Thoma Bravo, L.P. and the affiliated entity \$0.1 million for the years ended March 31, 2018, 2019, and 2020, respectively. We paid such directors \$0.3 million for each of the years ended March 31, 2018, 2019, and 2020. The advisory services agreements terminated upon the completion of our initial public offering.

Employment Agreements

We have entered into employment agreements with our executive officers. For more information regarding the agreements with our Named Executive Officers, see the section of the prospectus captioned "Executive Compensation."

Registration Rights

On July 30, 2019, we entered into a registration rights agreement, or the Registration Rights Agreement, with the Thoma Bravo Funds and certain other holders of our capital stock. Pursuant to the Registration Rights Agreement, we agreed to pay all registration expenses (other than underwriting discounts and commissions and subject to certain limitations set forth therein) of the holders of the shares

registered pursuant to the registrations described below. The registration rights are subject to certain conditions and limitations, including the right of the underwriters to limit the number of shares to be included in an underwritten offering and our right to delay or withdraw a registration statement under certain circumstances.

In addition, each party to the Registration Rights Agreement agreed not to sell or otherwise dispose of any securities without the prior written consent of the underwriters for a period of 180 days after the date of the prospectus related to our initial public offering.

Pursuant to the Registration Rights Agreement, the holders of a majority of the outstanding Investor Registrable Securities (as defined therein) (the "Majority Holders") are entitled to request an unlimited number of Long-Form Registrations (as defined therein) and an unlimited number of Short-Form Registrations (as defined therein). Additionally, for so long as a Shelf Registration Statement (as defined therein) is and remains effective, the Majority Holders will have the right at any or from time to time to elect to sell their respective Shelf Registrable Securities (as defined therein) pursuant to a Shelf Offering (as defined therein), and the Majority Holders may request to engage in an Underwritten Block Trade (as defined therein) off of a Shelf Registration Statement. The other parties to the Registration Rights Agreement may include their Registrable Securities in a Long-Form Registration, Short-Form Registration or Shelf Offering. With the consent of the Majority Holders, the other parties to the Registration Rights Agreement may include their Registrable Securities in an Underwritten Block Trade.

If at any time we propose to register the offer and sale of shares of our common stock under the Securities Act (other than in this offering, or a registration on Form S-4, Form S-8 or any successor form, or a registration of securities solely relating to an offering and sale to our employees, directors or consultants pursuant to any employee equity plan or other employee benefit plan arrangement, or a registration of non-convertible debt securities) then we must notify the holders of Registrable Securities of such proposal to allow them to include a specified number of their shares of our common stock in such registration, subject to certain marketing and other limitations. In connection with this offering, the holders of Registrable Securities were entitled to, and the necessary percentage of holders waived, their rights to notice of this offering and to include their shares of Registrable Securities in this offering.

Limitation of Liability and Indemnification of Officers and Directors

Our charter contains provisions that limit the liability of our directors for monetary damages to the fullest extent permitted by Delaware law. Consequently, our directors are not personally liable to us or our stockholders for monetary damages for any breach of fiduciary duties as directors, except liability for the following:

- any breach of their duty of loyalty to our company or our stockholders;
- any act or omission not in good faith or that involves intentional misconduct or a knowing violation of law;
- unlawful payments of dividends or unlawful stock repurchases or redemptions as provided in Section 174 of the Delaware General Corporation Law, or DGCL; or
- any transaction from which they derived an improper personal benefit.

Any amendment to, or repeal of, these provisions will not eliminate or reduce the effect of these provisions in respect of any act, omission or claim that occurred or arose prior to that amendment or repeal. If the DGCL is amended to provide for further limitations on the personal liability of directors of corporations, then the personal liability of our directors will be further limited to the greatest extent permitted by the DGCL.

In addition, our bylaws provide that we will indemnify, to the fullest extent permitted by law, any person who is or was a party or is threatened to be made a party to any action, suit or proceeding by

reason of the fact that he or she is or was one of our directors or officers or is or was serving at our request as a director or officer of another corporation, partnership, joint venture, trust or other enterprise. Our bylaws will provide that we may indemnify to the fullest extent permitted by law any person who is or was a party or is threatened to be made a party to any action, suit or proceeding by reason of the fact that he or she is or was one of our employees or agents or is or was serving at our request as an employee or agent of another corporation, partnership, joint venture, trust or other enterprise. Our bylaws also provide that we must advance expenses incurred by or on behalf of a director or executive officer in advance of the final disposition of any action or proceeding, subject to limited exceptions.

Further, we have entered into indemnification agreements with each of our directors and executive officers that may be broader than the specific indemnification provisions contained in the DGCL. These indemnification agreements require us, among other things, to indemnify our directors and executive officers against liabilities that may arise by reason of their status or service. These indemnification agreements also require us to advance all expenses incurred by the directors and executive officers in investigating or defending any such action, suit or proceeding. We believe that these agreements are necessary to attract and retain qualified individuals to serve as directors and executive officers.

The limitation of liability and indemnification provisions that are included in our charter and bylaws and in indemnification agreements that we have entered into with our directors and executive officers may discourage stockholders from bringing a lawsuit against our directors and executive officers for breach of their fiduciary duties. They may also reduce the likelihood of derivative litigation against our directors and executive officers, even though an action, if successful, might benefit us and other stockholders. Further, a stockholder's investment may be adversely affected to the extent that we pay the costs of settlement and damage awards against directors and executive officers as required by these indemnification provisions. At present, we are not aware of any pending litigation or proceeding involving any person who is or was one of our directors, officers, employees or other agents or is or was serving at our request as a director, officer, employee or agent of another corporation, partnership, joint venture, trust or other enterprise, for which indemnification is sought, and we are not aware of any threatened litigation that may result in claims for indemnification.

We have obtained insurance policies under which, subject to the limitations of the policies, coverage is provided to our directors and executive officers against loss arising from claims made by reason of breach of fiduciary duty or other wrongful acts as a director or executive officer, including claims relating to public securities matters, and to us with respect to payments that may be made by us to these directors and executive officers pursuant to our indemnification obligations or otherwise as a matter of law.

Certain of our non-employee directors may, through their relationships with their employers, be insured and/or indemnified against certain liabilities incurred in their capacity as members of our board of directors.

The underwriting agreement relating to our initial public offering and the underwriting agreement relating to this offering provide for indemnification by the underwriters of us and our officers and directors for certain liabilities arising under the Securities Act or otherwise.

Insofar as indemnification for liabilities arising under the Securities Act may be permitted to directors, executive officers or persons controlling our company pursuant to the foregoing provisions, we have been informed that, in the opinion of the SEC, such indemnification is against public policy as expressed in the Securities Act and is therefore unenforceable.

Policies and Procedures for Related Party Transactions

Our board of directors has adopted a formal written policy providing that our audit committee is responsible for reviewing "related party transactions," which are transactions, arrangements or relationships (or any series of similar transactions, arrangements or relationships), to which we are a party, in which the aggregate amount involved exceeds or may be expected to exceed \$120,000 and in which a related person has, had or will have a direct or indirect material interest. For purposes of this

policy, a related person is defined as a director, executive officer, nominee for director or greater than 5% beneficial owner of our capital stock, in each case since the beginning of the most recently completed year, and any of their immediate family members. In determining whether to approve or ratify any such transaction, our audit committee will take into account, among other factors it deems appropriate, (i) whether the transaction is on terms no less favorable than terms generally available to unaffiliated third parties under the same or similar circumstances and (ii) the extent of the related party's interest in the transaction.

SPIN-OFF TRANSACTIONS

Prior to July 30, 2019, Compuware Parent, LLC, or Parent, through its wholly owned indirect subsidiary Dynatrace Holding Corp., or DHC, owned and operated three separate and distinct businesses through three indirect subsidiaries: (i) Dynatrace LLC, the principal operating company of our business, (ii) Compuware Software Group LLC, or Compuware, and (iii) SIGOS LLC, or SIGOS. Dynatrace Holdings LLC was a direct and indirect equityholder of Parent that elected to be treated as a corporation for U.S. federal income tax purposes and, after the completion of the transactions described below, converted into a Delaware corporation with the name Dynatrace, Inc. and is the issuer of the shares offered pursuant to this prospectus.

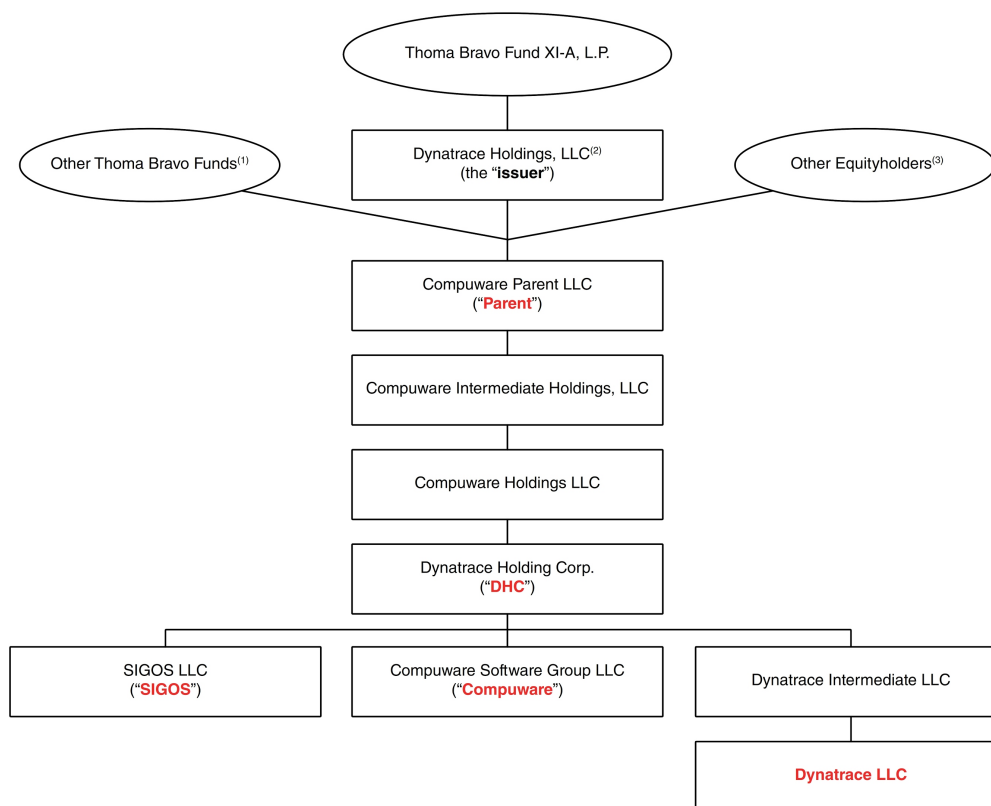
In June 2019, DHC, through a series of transactions, distributed to Parent, and Parent spun-off and distributed to certain of its equityholders (including the Thoma Bravo Funds), all of the equity interests of SIGOS (this transaction is referred to as the "SIGOS Spin-Off"). In connection with the SIGOS Spin-Off, all outstanding intercompany receivables and payables between SIGOS or its subsidiaries, on the one hand, and Dynatrace, Compuware or their respective subsidiaries, on the other hand, were extinguished.

On or prior to July 31, 2019, Parent, DHC, Compuware, we, and the other direct and indirect equityholders of Parent effected the following transactions which resulted in (i) the spin-off of Compuware as a separate company to the equityholders of Parent and (ii) Dynatrace, Inc. becoming the ultimate parent company of Dynatrace LLC:

- through a series of transactions, all of the equityholders of Parent (including the Thoma Bravo Funds) received shares of capital stock of Dynatrace Holdings LLC (or, in the case of Dynatrace employees, directors and other service providers who hold equity awards in Parent, the right to receive a new equity award under our 2019 Equity Incentive Plan that is equivalent in value to such award in Parent) in exchange for their equity interests and/or incentive equity awards of Parent, after which Parent merged with and into DHC, with DHC surviving the merger;
- DHC, through a series of transactions, distributed to Dynatrace Holdings LLC, and Dynatrace Holdings LLC spun-off and distributed to its equityholders (including the Thoma Bravo Funds), all of the equity interests of Compuware (this transaction is referred to as the "Compuware Spin-Off");
- Compuware distributed to us an amount equal to \$265.0 million to partially or wholly cover the tax payable by us in connection with the Compuware Spin-Off, and all outstanding intercompany receivables and payables between Dynatrace or its subsidiaries, on the one hand, or Compuware and its subsidiaries, on the other hand, are extinguished; and
- Dynatrace Holdings LLC converted into a Delaware corporation with the name of Dynatrace, Inc., and the unit holders of Dynatrace Holdings LLC became holders of shares of common stock of Dynatrace, Inc.

Estimated corporate-level U.S. federal, state and local taxes of approximately \$251.8 million (based on valuation estimates as of July 31, 2019) are payable by us in connection with the Compuware Spin-Off, and we made estimated tax payments to the relevant taxing authorities. However, our actual tax liability relating to the Compuware Spin-Off will not be determined until we complete our applicable tax returns with respect to the taxable period that includes the Compuware Spin-Off in connection with the estimated tax liability. We will be solely responsible for any amount of taxes owed in excess of the amount we receive from Compuware. We do not believe we incurred any material tax liabilities in connection with the SIGOS Spin-Off because the estimated fair market value of the SIGOS assets as of the date of the SIGOS Spin-Off was materially similar to the adjusted tax basis in such assets. See "Risk Factors—Risks Related to Our Business—The Compuware Spin-Off and the SIGOS Spin-Off were taxable transactions for us, and we will be subject to tax liabilities in connection with such transactions."

The following diagram shows our organizational structure immediately prior to giving effect to the Spin-Off Transactions.



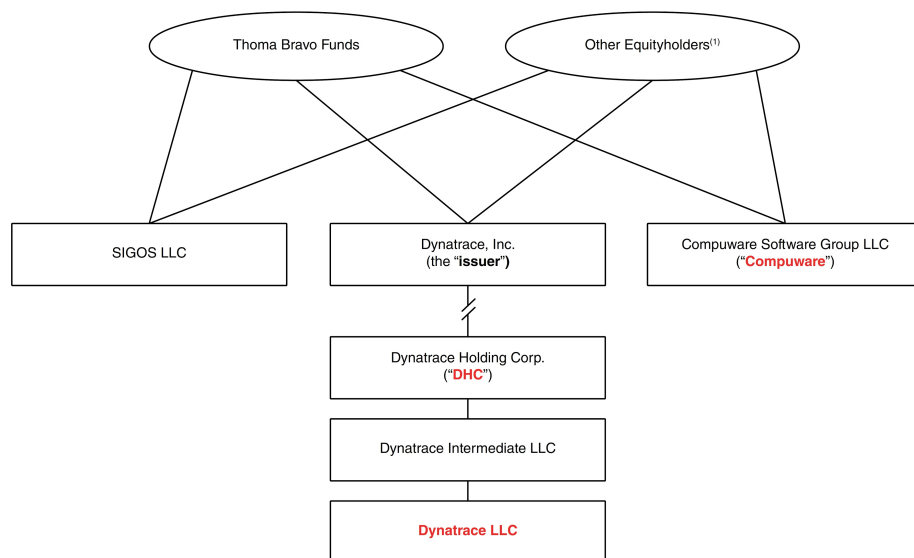
(1) Includes special purpose investment entities wholly owned by certain Thoma Bravo Funds.

(2) Dynatrace Holdings LLC converted to a corporation with the name "Dynatrace, Inc." on July 31, 2019.

(3) Includes employee equityholders and other equityholders who invested alongside the Thoma Bravo Funds.

As a result of the Spin-Off Transactions and prior to the closing of our initial public offering, (i) the Thoma Bravo Funds owned approximately 80.5% of Dynatrace, Inc.'s issued and outstanding shares of common stock, (ii) DHC became a wholly owned indirect subsidiary of Dynatrace, Inc. and (iii) Dynatrace LLC became a wholly owned indirect subsidiary of DHC. Dynatrace, Inc. became the ultimate parent company of Dynatrace LLC and has no material assets or operations other than its direct and indirect ownership interests of its subsidiaries, including Dynatrace LLC. Additionally, Dynatrace, Inc. has several wholly owned direct subsidiaries that are legacies of the corporate structure that existed prior to our initial public offering. Those entities hold no material assets or operations other than their ownership of a portion of the outstanding shares of DHC. See "Description of Capital Stock" for additional information regarding the terms of our amended and restated certificate of incorporation and amended and restated bylaws.

The following diagram shows our organizational structure, and the ownership of Compuware and SIGOS, after giving effect to the Spin-Off Transactions.



(1) Includes employee equityholders and other equityholders who invested alongside the Thoma Bravo Funds.

Master Structuring Agreement

We and certain of our subsidiaries, Compuware and certain of its subsidiaries, Thoma Bravo, the Thoma Bravo Funds and certain other affiliated entities entered into a Master Structuring Agreement, or the Structuring Agreement, and other ancillary agreements to give effect to the Spin-Off Transactions and other related transactions. Pursuant to the Structuring Agreement, concurrently with the Compuware Spin-Off, Compuware distributed \$265.0 million to us, to partially or wholly cover the tax liability we expect to incur as a result of the Compuware Spin-Off, or the Estimated Spin Tax Liability. We paid \$255.8 million of the Estimated Spin Tax Liability to the applicable taxing authorities during the year ended March 31, 2020. We are not obligated to return to Compuware any portion of the amount we received from Compuware in excess of the Estimated Spin Tax Liability. See "Risk Factors—Risks Related to Our Business—The Compuware Spin-Off and the SIGOS Spin-Off were taxable transactions for us, and we will be subject to tax liabilities in connection with such transactions."

A copy of the Structuring Agreement is included as an exhibit to the registration statement of which this prospectus is a part and is incorporated in this prospectus by reference.

Tax Matters Agreement

In connection with the Compuware Spin-Off, we and Compuware entered into a Tax Matters Agreement, or the Tax Matters Agreement, which governs the respective rights, responsibilities and obligations of us and Compuware with respect to handling and allocating taxes, tax attributes, tax returns, tax contests and certain other related tax matters.

The Tax Matters Agreement allocates responsibility for the preparation and filing of certain tax returns (and the payment of taxes reflected thereon). We are responsible for preparing and filing all tax returns that include (i) only us (or our consolidated subsidiaries) or (ii) both us (or our consolidated

subsidiaries) and Compuware (or its consolidated subsidiaries), and for controlling any relevant audits with respect to such tax returns. Compuware is responsible for preparing and filing all tax returns that include only Compuware (or its consolidated subsidiaries) and for controlling any relevant audits of such tax returns. Where we or Compuware has an interest in a tax return or audit for which we or Compuware, as applicable, is not primarily responsible, the interested party is generally entitled to review the relevant tax return and/or participate in the relevant audit.

We and Compuware are each responsible for the payment of taxes shown on the tax returns prepared by such party, and there is generally no reimbursement from any party to another party. However, the Tax Matters Agreement does require Compuware to reimburse us for any fiscal year 2020 taxes (other than any taxes attributable to the Compuware Spin-Off) paid by us that are attributable to Compuware (or its consolidated subsidiaries). Any tax refunds received by any party that relate to taxes for a tax period ending on or prior to the date of the Compuware Spin-Off will generally be allocated in the same manner as the underlying tax in accordance with the first sentence of this paragraph. We are responsible for any corporate income tax arising as a result of any gain recognized from the Compuware Spin-Off that are in excess of amounts paid to us by Compuware prior to the Compuware Spin-Off.

The party responsible for preparing any tax return is generally responsible for all of the costs and expenses associated with preparing such tax return. Each party agrees to cooperate with the other party in connection with preparing and filing tax returns covered by the Tax Matters Agreement. In particular, this includes, among other things, our cooperation with respect to the preparation and filing of tax returns that include only Compuware (or its consolidated subsidiaries) for a specified period following the Compuware Spin-Off.

We and Compuware agree to indemnify each other for any taxes or other amounts for which that indemnifying party is responsible under the agreement, as well as for any taxes or other losses attributable to a breach of any representation, covenant or obligation of the indemnifying party under the Tax Matters Agreement.

A copy of the Tax Matters Agreement is included as an exhibit to the registration statement of which this prospectus is a part and is incorporated in this prospectus by reference.

PRINCIPAL AND SELLING STOCKHOLDERS

The following table sets forth certain information with respect to the beneficial ownership of our common stock as of May 18, 2020 for:

- each of our Named Executive Officers;
- each of our directors;
- all of our current directors and executive officers as a group;
- each of the selling stockholders; and
- each person known by us to be the beneficial owner of more than 5% of our common stock.

We have determined beneficial ownership in accordance with the rules of the SEC, and thus it represents sole or shared voting or investment power with respect to our securities. Unless otherwise indicated below, to our knowledge, the persons and entities named in the table have sole voting and sole investment power with respect to all shares that they beneficially own, subject to community property laws where applicable. The information does not necessarily indicate beneficial ownership for any other purpose, including for purposes of Sections 13(d) and 13(g) of the Securities Act.

We have based percentage ownership of our common stock before this offering on 280,869,863 shares of our common stock outstanding as of May 18, 2020. We have deemed shares of our common stock subject to stock options that are currently exercisable or exercisable within 60 days of May 18, 2020 and our restricted stock units that have vested or will vest within 60 days of May 18, 2020 to be outstanding and to be beneficially owned by the person holding the stock option or the restricted stock unit for the purpose of computing the percentage ownership of that person.

For information regarding material transactions between us and certain of the selling stockholders, see the section titled "Certain Relationships and Related Party Transactions."

Unless otherwise indicated, the address of each beneficial owner listed in the table below is c/o Dynatrace LLC, 1601 Trapelo Road, Suite 116, Waltham, MA 02451.

Name of Beneficial Owner	Assuming No Exercise of the Underwriters' Option to Purchase Additional Shares						Assuming Full Exercise of the Underwriters' Option to Purchase Additional Shares	
	Beneficial Ownership Prior to the Offering		Shares Offered Hereby	Shares Beneficially Owned After the Offering		Shares Offered Hereby	Shares Beneficially Owned After the Offering	
	Number	Percent		Number	Percent		Number	Percent
Executive Officers and Directors:								
John Van Sicken(1)	2,549,763	*	425,532	2,124,231	*	425,532	2,124,231	*
Kevin Burns(2)(3)	572,968	*	136,620	436,348	*	136,620	436,348	*
Stephen J. Pace(3)(4)	381,136	*	115,736	265,400	*	115,736	265,400	*
Seth Boro	—	—	—	—	—	—	—	—
Chip Virmig	—	—	—	—	—	—	—	—
James K. Lines	225,879	*	29,797	196,082	*	29,797	196,082	*
Paul Zuber	66,912	*	—	66,912	*	—	66,912	*
Michael Capone	—	—	—	—	—	—	—	—
Stephen Lifshatz	—	—	—	—	—	—	—	—
Jill Ward	—	—	—	—	—	—	—	—
All executive officers and directors as a group (11 persons)	4,673,985	1.7	707,685	3,966,300	1.4	707,685	3,966,300	1.4
5% Stockholders:								
Thoma Bravo Funds(5)	146,160,127	52.0	21,395,909	124,764,218	44.4	24,701,424	121,458,703	43.2

Other Selling Stockholders:								
Accolade Partners V, L.P.	993,388	*	145,419	847,969	*	167,885	825,503	*
Alaska Permanent Fund Corporation	993,388	*	145,419	847,969	*	167,885	825,503	*
AM 2014 CO. C.V.	55,630	*	8,143	47,487	*	9,401	46,229	*
AP Copper 2014 I C.V.	1,662,932	*	243,430	1,419,502	*	281,039	1,381,893	*
AP Copper 2014 II C.V.	268,216	*	39,263	228,953	*	45,330	222,886	*
ARCC CP LLC	690,003	*	101,007	588,996	*	116,612	573,391	*
ATRS/FP Private Equity Fund, L.P.	993,388	*	145,419	847,969	*	167,885	825,503	*
Columbia NB Crossroads Fund II LP	993,388	*	145,419	847,969	*	167,885	825,503	*
Howard Hughes Medical Institute	1,986,777	*	290,838	1,695,939	*	335,770	1,651,007	*
MCP X AIV-II, L.P.	1,986,777	*	290,838	1,695,939	*	335,770	1,651,007	*
NBPD Compuware Holdings LP	993,388	*	145,419	847,969	*	167,885	825,503	*
Pathway Private Equity Fund CV-A, LP	1,152,331	*	168,686	983,645	*	194,747	957,584	*
Pathway Private Equity Fund XXV, LP	1,430,478	*	209,403	1,221,075	*	241,754	1,188,724	*
San Bernardino County Employees' Retirement Association	198,678	*	29,084	169,594	*	33,577	165,101	*
The Kroger Co. Master Retirement Trust	99,340	*	14,542	84,798	*	16,789	82,551	*
UFCW Consolidated Pension Fund	99,340	*	14,542	84,798	*	16,789	82,551	*
PEG Direct Global Private Equity Institutional Investors V LLC(6)	596,034	*	87,252	508,782	*	100,732	495,302	*
PEG U.S. Corporate Finance Institutional Offshore Investors V L.P.(6)	65,565	*	9,598	55,967	*	11,081	54,484	*
PEG U.S. Direct Corporate Finance Institutional Investors V LLC(6)	530,470	*	77,654	452,816	*	89,651	440,819	*
Manulife Private Equity Partners LP	1,986,777	*	290,838	1,695,939	*	335,770	1,651,007	*
Memorial Sloan-Kettering Cancer Center Pension Trust(7)	397,356	*	58,168	339,188	*	67,154	330,202	*
Concordia Retirement Plan(8)	596,034	*	87,252	508,782	*	100,732	495,302	*
Co-op Retirement Plan Trust(7)	884,116	*	129,423	754,693	*	149,418	734,698	*
Mike Maciag (3)	217,000	*	19,350	197,650	*	19,350	197,650	*

* Represents beneficial ownership of less than one percent of the outstanding shares of common stock.

- (1) Consists of 1,444,093 shares of common stock held directly by Mr. Van Siclen, 502,025 shares of common stock held by John W. Van Siclen 2019 Irrevocable Trust and 603,645 shares of common stock held by Nancy R. Van Siclen 2019 Irrevocable Trust. Mr. Van Siclen may be deemed to have shared voting and investment power with respect to the shares of common stock held by his spouse. Concord Trust Company is the trustee of the John W. Van Siclen 2019 Irrevocable Trust and Mr. Van Siclen is the trustee of the Nancy R. Van Siclen 2019 Irrevocable Trust.
- (2) Consists of 410,469 shares of common stock and 37,499 shares of restricted stock held by The Kevin C. Burns Irrevocable Non-Grantor Trust of 2018 and 125,000 shares of common stock held by The Kevin C. Burns Irrevocable GST Trust of 2018. Sandra Escher is the trustee of the Kevin C. Burns Irrevocable Non-Grantor Trust of 2018 and Judith Burns is the trustee of the Kevin C. Burns Irrevocable GST Trust of 2018. As such, Mr. Burns may be deemed to have shared voting and investment power with respect to all of the shares of common stock and restricted stock held by such trusts.
- (3) Amounts exclude 940 shares purchased under our 2019 Employee Stock Purchase Plan on May 28, 2020.
- (4) Consists of 379,891 shares of common stock, 415 shares of common stock held by the Pace family 2018 Irrevocable Trust FBO Michael S. Pace, 415 shares of common stock held by the Pace family 2018 Irrevocable Trust FBO Natalie E. Pace, and 415 shares of common stock held by the Pace family 2018 Irrevocable Trust FBO Marc E. Pace. Rita A. Pace is the trustee of each of the Pace family 2018 Irrevocable Trust FBO Michael S. Pace, the Pace family 2018 Irrevocable Trust FBO Natalie E. Pace and the Pace family 2018 Irrevocable Trust FBO Marc E. Pace. As such, Mr. Pace may be deemed to have shared voting and investment power with respect to all of the shares of common stock and restricted stock held by such trusts.
- (5) Consists of 16,032,706 shares held directly by Thoma Bravo Fund X, L.P. ("TB Fund X"), 3,507,031 shares held directly by Thoma Bravo Fund X-A, L.P. ("TB Fund X-A"), 75,517,428 shares held directly by Thoma Bravo Fund XI, L.P. ("TB Fund XI"), 37,926,711 shares held directly by Thoma Bravo Fund XI-A, L.P. ("TB Fund XI-A"), 1,665,985 shares held directly by Thoma Bravo Executive Fund XI, L.P. ("TB Exec Fund"), 1,375,617 shares held directly by Thoma Bravo Special Opportunities Fund I, L.P. ("TB SOF") and 10,134,649 shares held directly by Thoma Bravo Special Opportunities Fund I AIV, L.P. ("TB SOF AIV"). Thoma Bravo Partners X, L.P. ("TB Partners X") is the general partner of each of TB Fund X, TB Fund X-A, TB SOF and TB SOF AIV. Thoma Bravo Partners XI, L.P. ("TB Partners XI") is the general partner of each of TB Fund XI, TB Fund XI-A and TB Exec Fund. Thoma Bravo, LLC is the general partner of each of TB Partners X and TB Partners XI. By virtue of the relationships

described in this footnote, Thoma Bravo, LLC may be deemed to exercise voting and dispositive power with respect to the shares held directly by TB Fund X, TB Fund X-A, TB Fund XI, TB Fund XI-A, TB Exec Fund, TB SOF and TB SOF AIV. The principal business address of the entities identified herein is c/o Thoma Bravo, LLC, 150 North Riverside Plaza, Suite 2800, Chicago, Illinois 60606.

- (6) J.P. Morgan Investment Management Inc. ("JPMIM") is the investment adviser of PEG Direct Global Private Equity Institutional Investors V LLC, PEG U.S. Corporate Finance Institutional Offshore Investors V L.P. and PEG U.S. Direct Corporate Finance Institutional Investors V LLC. The address for each of the foregoing entities is c/o J.P. Morgan Asset Management, 320 Park Avenue, 15th Floor, New York, New York 10022. JPMIM holds voting and dispositive power over the shares held by each of these entities. JPMIM is an affiliate of J.P. Morgan Securities LLC, one of the underwriters of the offering as to which this prospectus relates. See the section entitled "Underwriting".
- (7) JPMorgan Chase Bank, N.A. ("JPMCB") is the trustee of each of Memorial Sloan-Kettering Cancer Center Pension Trust and Co-op Retirement Plan Trust. The address for each of the foregoing entities is c/o J.P. Morgan Asset Management, 320 Park Avenue, 15th Floor, New York, New York 10022. JPMCB holds voting and dispositive power over the shares held by each of these entities. JPMCB is an affiliate of J.P. Morgan Securities LLC, one of the underwriters of the offering as to which this prospectus relates. See the section entitled "Underwriting".
- (8) JPMIM is an investment adviser of Concordia Retirement Plan. The address for the foregoing entity is c/o J.P. Morgan Asset Management, 320 Park Avenue, 15th Floor, New York, New York 10022. JPMIM holds voting and dispositive power over the shares held by this entity. JPMIM is an affiliate of J.P. Morgan Securities LLC, one of the underwriters of the offering as to which this prospectus relates. See the section entitled "Underwriting".

DESCRIPTION OF INDEBTEDNESS

The following is a summary of certain of our indebtedness that is currently outstanding. This summary does not purport to be complete and is qualified by reference to the agreements and related documents referred to herein, copies of which have been filed as exhibits to the registration statement of which this prospectus is a part.

First Lien Credit Facilities

General

On August 23, 2018, or the Closing Date, we entered into a Senior Secured First Lien Credit Agreement with a syndicate of lenders and Jefferies Finance LLC, as administrative agent, collateral agent and letter of credit issuer, and Goldman Sachs Bank USA and JPMorgan Chase Bank, N.A., as joint bookrunners and joint lead arrangers, which we refer to as the First Lien Credit Agreement.

The Amended First Lien Credit Agreement provides for a term loan facility, or the First Lien Term Loan, in an original aggregate principal amount of \$950.0 million and a senior secured revolving credit facility in an aggregate principal amount of \$60.0 million, or the Revolving Credit Facility, which together with First Lien Term Loan, we refer to as the First Lien Credit Facilities. The Revolving Credit Facility includes a \$25.0 million sublimit for the issuance of letters of credit. As of March 31, 2020, we had outstanding borrowings of \$521.1 million and \$15.3 million of First Lien Term Loan and letter of credit, respectively, and no outstanding borrowings under our Revolving Credit Facility. The First Lien Term Loan matures on August 23, 2025. Borrowings under the Revolving Credit Facility mature on August 23, 2023. On February 6, 2020, we entered into a repricing agreement with the parties to the First Lien Credit Agreement, which we refer to as the Repricing Amendment and together with the First Lien Credit Agreement, we refer to as the Amended First Lien Credit Agreement.

Amortization, Interest Rates and Fees

The Amended First Lien Credit Agreement requires us to repay the principal of the First Lien Term Loan in equal quarterly repayments equal to 0.25% of the original principal amount of First Lien Term Loan. As of March 31, 2020, we have satisfied all required principal payments under the First Lien Term Loan and the remainder is due at maturity.

After giving effect to the Repricing Amendment, the First Lien Term Loan bears interest at a floating rate which can be, at our option, either (1) a Eurodollar rate for a specified interest period plus an applicable margin of up to 2.25% or (2) a base rate plus an applicable margin of up to 1.25%.

After giving effect to the Repricing Amendment, the borrowings under the Revolving Credit Facility bear interest at a floating rate which can be, at our option, either (1) a Eurodollar rate for a specified interest period plus an applicable margin of up to 2.25% or (2) a base rate plus an applicable margin of up to 1.25%. The Eurodollar rate applicable to the Revolving Credit Facility is subject to a “floor” of 0.0%.

The base rate for any day is a fluctuating rate per annum equal to the highest of (a) the “prime rate” as last quoted by *The Wall Street Journal*, (b) the federal funds effective rate in effect on such day, plus 0.50% per annum and (c) the Eurodollar rate for a one-month interest period plus 1.00%. The base rate applicable to the Revolving Credit Facility and the First Lien Term Loan is subject to a “floor” of 0.0%.

In addition to paying interest on loans outstanding under the First Lien Term Loan and the Revolving Credit Facility, we are required to pay a commitment fee of up to 0.50% per annum of unused commitments under the Revolving Credit Facility, subject to reductions to 0.375% and 0.25% per annum based on our first lien net leverage ratio. We are also required to pay letter of credit fees on a per annum basis equal to the daily maximum amount available to be drawn under each letter of credit multiplied by the applicable margin for Eurodollar loans under the Revolving Credit Facility. We are required to pay customary fronting, issuance, and administrative fees for the issuance of letters of credit.

Voluntary Prepayments

We are permitted to voluntarily prepay or repay outstanding loans under the Revolving Credit Facility or First Lien Term Loan at any time, in whole or in part, subject to minimum amounts, and, with respect to the Revolving Credit Facility only, to subsequently reborrow amounts prepaid. Prior to the six month anniversary of the Closing Date of the Repricing Amendment, we are required to pay a 1.00% prepayment fee in connection with any voluntary prepayments of the First Lien Term Loan that constitute a Repricing Transaction (as defined in the First Lien Credit Agreement). With respect to the Revolving Credit Facility, prepayments are without premium or penalty.

We are permitted to reduce commitments under the Revolving Credit Facility at any time, in whole or in part, subject to minimum amounts.

Mandatory Prepayments

The First Lien Credit Agreement requires us to prepay, subject to certain exceptions, the First Lien Term Loan with a portion of our excess cash flow in an amount ranging from 0% to 50% of excess cash flow depending on our first lien net leverage ratio, with the net cash proceeds of certain asset sales and dispositions in an amount ranging from 0% to 100% of such net cash proceeds depending on our first lien net leverage ratio, and with 100% of the proceeds from certain debt issuances, in each case, subject to certain exceptions.

Guarantees

Subject to certain exceptions, all obligations under the First Lien Credit Facilities, as well as certain hedging and cash management arrangements, are jointly and severally, fully and unconditionally, guaranteed on a senior secured basis by current and future direct and indirect domestic subsidiaries of Dynatrace LLC (other than unrestricted subsidiaries, joint ventures, subsidiaries prohibited by applicable law from becoming guarantors and certain other exempted subsidiaries).

Security

Our obligations and the obligations of the guarantors under the First Lien Credit Facilities are secured by first priority pledges of and security interests in (i) substantially all of the existing and future equity interests of Dynatrace LLC and each subsidiary guarantor, as well as 65% of the equity interests of certain first-tier foreign subsidiaries held by the borrower or the guarantors under the First Lien Credit Agreement and (ii) substantially all of the Dynatrace LLC's and each guarantor's tangible and intangible assets, in each case subject to other exceptions.

Certain Covenants

The First Lien Credit Agreement contains a number of covenants that, among other things, restrict, subject to certain exceptions, our ability to:

- incur additional indebtedness;
- incur
liens;
- engage in mergers, consolidations, liquidations or
dissolutions;
- pay dividends and distributions on, or redeem, repurchase or retire our capital stock;
- make investments, acquisitions, loans, or
advances;
- create negative pledge or restrictions on the payment of dividends or payment of other amounts owed from subsidiaries;
- sell, transfer or otherwise dispose of assets, including capital stock of subsidiaries;

- make prepayments of material debt that is subordinated with respect to right of payment;
- engage in certain transactions with affiliates;
- modify certain documents governing material debt that is subordinated with respect to right of payment;
- change our fiscal year; and
- change our lines of business.

In addition, the terms of the First Lien Credit Agreement include a financial covenant which requires that, at the end of each fiscal quarter, for so long as the aggregate principal amount of borrowings under the Revolving Credit Facility (excluding undrawn letters of credit of up to \$5 million) exceeds 35% of the aggregate commitments under the Revolving Credit Facility, our first lien net leverage ratio cannot exceed 7.50 to 1.00. A breach of this financial covenant will not result in a default or event of default under the First Lien Term Loan unless and until a majority of the lenders under the Revolving Credit Facility have terminated the commitments under the Revolving Credit Facility and declared the borrowings under the Revolving Credit Facility due and payable.

Events of Default

The First Lien Credit Agreement contains certain customary events of default, including, among others, failure to pay principal, interest or other amounts; material inaccuracy of representations and warranties; violation of covenants; specified cross-default and cross-acceleration to other material indebtedness; certain bankruptcy and insolvency events; certain ERISA events; certain undischarged judgments; material invalidity of guarantees or grant of security interest; and change of control.

Second Lien Credit Facility

General

On the Closing Date, we entered into a Senior Secured Second Lien Credit Agreement with a syndicate of lenders and Jefferies Finance LLC, as administrative agent and collateral agent, and Goldman Sachs Bank USA and JPMorgan Chase Bank, N.A., as joint bookrunners and joint lead arrangers, which we refer to as the Second Lien Credit Agreement. The Second Lien Credit Agreement provides for a term loan facility, or the Second Lien Credit Facility, in an original aggregate principal amount of \$170.0 million. During the year ended March 31, 2020, we repaid all outstanding borrowings and accrued interest under the Second Lien Credit Facility.

DESCRIPTION OF CAPITAL STOCK

General

The following is a summary of the rights of our common stock and preferred stock and certain provisions of our charter and bylaws. This summary does not purport to be complete and is qualified in its entirety by the provisions of our charter and bylaws and Registration Rights Agreement, copies of which will be filed as exhibits to the registration statement of which this prospectus is a part, and to the applicable provisions of Delaware law.

Our authorized capital stock consists of 650,000,000 shares of capital stock, \$0.001 par value per share, of which:

- 600,000,000 shares are designated as common stock; and
- 50,000,000 shares are designated as preferred stock.

As of March 31, 2020, there were 280,853,040 shares of our common stock outstanding, held by 511 stockholders of record, and no shares of our preferred stock outstanding.

Common Stock

Dividend Rights

Subject to preferences that may apply to any shares of preferred stock outstanding at the time, and any contractual limitations, such as those in our credit agreements, the holders of our common stock are entitled to receive dividends out of funds then legally available, if any, if our board of directors, in its discretion, determines to issue dividends and then only at the times and in the amounts that our board of directors may determine.

Voting Rights

The holders of our common stock are entitled to one vote per share. Our common stock votes as a single class on all matters relating to the election and removal of directors on our board of directors and as provided by law. Our stockholders do not have the ability to cumulate votes for the election of directors. Except in respect of matters relating to the election of directors, or as otherwise provided in our charter or required by law, all matters to be voted on by our stockholders must be approved by a majority of the shares present in person or by proxy at the meeting and entitled to vote on the subject matter. In the case of the election of directors, director candidates must be approved by a plurality of the shares present in person or by proxy at the meeting and entitled to vote on the election of directors.

No Preemptive or Similar Rights

Our common stock is not entitled to preemptive rights and is not subject to conversion, redemption or sinking fund provisions.

Right to Receive Liquidation Distributions

If we become subject to a liquidation, dissolution or winding-up, the assets legally available for distribution to our stockholders would be distributable ratably among the holders of our common stock and any participating preferred stock outstanding at that time, subject to prior satisfaction of all outstanding debt and liabilities and the preferential rights and payment of liquidation preferences, if any, on any outstanding shares of preferred stock.

Fully Paid and Non-Assessable

All of the outstanding shares of our common stock are fully paid and non-assessable.

Preferred Stock

No shares of our preferred stock are currently outstanding. Pursuant to our charter, our board of directors has the authority, without further action by the stockholders, to issue from time to time shares of preferred stock in one or more series. Our board of directors may designate the rights, preferences, privileges and restrictions of the preferred stock, including dividend rights, conversion rights, voting rights, redemption rights, liquidation preference, sinking fund terms, and the number of shares constituting any series or the designation of any series. The issuance of preferred stock could have the effect of restricting dividends on our common stock, diluting the voting power of our common stock, impairing the liquidation rights of our common stock, or delaying, deterring or preventing a change in control. Such issuance could have the effect of decreasing the market price of our common stock. Any preferred stock so issued may rank senior to our common stock with respect to the payment of dividends or amounts upon liquidation, dissolution or winding up, or both. We currently have no plans to issue any shares of preferred stock.

Anti-Takeover Provisions in Our Charter and Bylaws

Certain provisions of our charter and bylaws may have the effect of delaying, deferring or discouraging another person from attempting to acquire control of us. These provisions, which are summarized below, may discourage takeovers, coercive or otherwise. These provisions are also geared, in part, towards encouraging persons seeking to acquire control of us to negotiate first with our board of directors. We believe that the benefits of increased protection of our potential ability to negotiate with an unfriendly or unsolicited acquirer outweigh the disadvantages of discouraging a proposal to acquire us because negotiation of these proposals could result in an improvement of their terms.

Board Size; Board of Directors Vacancies; Directors Removed Only for Cause . Our charter and bylaws allow Thoma Bravo to set the size of our board of directors and fill any vacancy on our board of directors, including newly created seats, for so long as Thoma Bravo beneficially owns at least 30% of the outstanding shares of our common stock. Upon Thoma Bravo ceasing to own at least 30% of the outstanding shares of our common stock, only our board of directors will be allowed to fill vacant directorships. In addition, (i) prior to the first date on which Thoma Bravo ceases to beneficially own at least 30% of the voting power of our then outstanding capital stock entitled to vote generally in the election of directors, our directors may be removed with or without cause upon the affirmative vote of Thoma Bravo and (ii) on and after such date on which Thoma Bravo ceases to beneficially own at least 30% of the voting power of our then outstanding capital stock entitled to vote generally in the election of directors, directors may only be removed for cause and only upon the affirmative vote of the holders of 66 2/3% or more of our outstanding shares of capital stock then entitled to vote at a meeting of our stockholders called for that purpose. In the event Thoma Bravo ceases to beneficially own at least 30% of the voting power of our then outstanding capital stock entitled to vote generally in the election of directors, directors previously nominated by Thoma Bravo would be entitled to serve the remainder of their respective terms, unless they are otherwise removed for cause in accordance with the terms of our charter. These provisions may have the effect of deferring, delaying or discouraging hostile takeovers, or changes in control or management of our company. In addition, following the date on which Thoma Bravo ceases to beneficially own at least 30% of the outstanding shares of our common stock, the number of directors constituting our board of directors will be permitted to be set only by a resolution adopted by a majority vote of our entire board of directors. These provisions would prevent a stockholder from increasing the size of our board of directors and then gaining control of our board of directors by filling the resulting vacancies with its own nominees. This will make it more difficult to change the composition of our board of directors and will promote continuity of management.

Classified Board. Our charter and bylaws provide that our board of directors is classified into three classes of directors, with each class serving three-year staggered terms. A third party may be discouraged from making a tender offer or otherwise attempting to obtain control of us as it is more difficult and time-consuming for stockholders to replace a majority of the directors on a classified board of directors.

Stockholder Action; Special Meeting of Stockholders . Pursuant to Section 228 of the DGCL, any action required to be taken at any annual or special meeting of the stockholders may be taken without a meeting, without prior notice and without a vote if a consent or consents in writing, setting forth the action so taken, is signed by the holders of outstanding stock having not less than the minimum number of votes that would be necessary to authorize or take such action at a meeting at which all shares of our stock entitled to vote thereon were present and voted, unless our certificate of incorporation provides otherwise. Our charter provides that so long as Thoma Bravo beneficially owns at least a majority of the outstanding shares of our common stock, any action required or permitted to be taken by our stockholders may be effected by written consent. Our charter provides that, after Thoma Bravo ceases to beneficially own at least a majority of the outstanding shares of our common stock, our stockholders may not take action by written consent but may only take action at annual or special meetings of our stockholders. As a result, a holder controlling a majority of our capital stock after Thoma Bravo no longer owns at least a majority of the outstanding shares of our common stock would not be able to amend our bylaws or remove directors without holding a meeting of our stockholders called in accordance with our bylaws. Our charter provides that special meetings of the stockholders may be called only upon a resolution approved by a majority of the total number of directors that we would have if there were no vacancies, the chairman of our board of directors, the Chief Executive Officer or the President, or, prior to the date that Thoma Bravo ceases to beneficially own at least a majority of the voting power of our then outstanding capital stock entitled to vote generally in the election of directors, at the request of the holders of a majority of the voting power of our then outstanding shares of voting capital stock. These provisions might delay the ability of our stockholders to force consideration of a proposal or for stockholders controlling a majority of our capital stock to take any action, including the removal of directors.

Advance Notice Requirements for Stockholder Proposals and Director Nominations . Our bylaws provide advance notice procedures for stockholders seeking to bring business before our annual meeting of stockholders or to nominate candidates for election as directors at our annual meeting of stockholders. Our bylaws specify certain requirements regarding the form and content of a stockholder's notice. Our bylaws prohibit the conduct of any business at a special meeting other than as specified in the notice for such meeting. Our bylaws also provide that nominations of persons for election to our board of directors may be made at a special meeting of stockholders at which directors are to be elected pursuant to the notice of meeting (i) by or at the direction of our board of directors or (ii) provided that our board of directors has determined that directors shall be elected at such meeting, by any stockholder who (a) is a stockholder of record both at the time the notice is delivered and on the record date for the determination of stockholders entitled to vote at the special meeting, (b) is entitled to vote at the meeting and upon such election and (c) complies with the notice procedures set forth in our bylaws. These provisions might preclude our stockholders from bringing matters before our annual meeting of stockholders or from making nominations for directors at our annual meeting of stockholders if the proper procedures are not followed. We expect that these provisions may also discourage or deter a potential acquirer from conducting a solicitation of proxies to elect the acquirer's own slate of directors or otherwise attempting to obtain control of our company. These provisions will not apply to nominations of candidates for elections as directors by Thoma Bravo.

No Cumulative Voting . The DGCL provides that stockholders are not entitled to cumulate votes in the election of directors unless a corporation's certificate of incorporation provides otherwise. Our charter does not provide for cumulative voting.

Amendment of Charter Provisions and Bylaws . Our charter provides that prior to the date that Thoma Bravo ceases to beneficially own a majority of the voting power of our then outstanding capital stock entitled to vote generally in the election of directors (the "Trigger Date"), our bylaws may be adopted, amended, altered or repealed by the vote of a majority of the voting power of our then outstanding voting capital stock, voting together as a single class. After the Trigger Date, our charter and bylaws may be adopted, amended, altered or repealed by either (i) a vote of a majority of the total number of directors that the company would have if there were no vacancies or (ii) in addition to any other vote otherwise required by law, the affirmative vote of the holders of at least 75% of the voting power of our then

outstanding capital stock entitled to vote generally in the election of directors, voting together as a single class; provided, that if the directors recommend that the stockholders approve such amendment or repeal, then the bylaws may be amended or repealed by the vote of a majority of the voting power of our then outstanding voting capital stock, voting together as a single class.

Our charter also provides that following the Trigger Date, the provisions of our charter relating to the size and composition of our board of directors, limitation on liabilities of directors, stockholder action by written consent, the ability of stockholders to call special meetings, business combinations with interested persons, amendment of our bylaws or charter and the exclusive forum provisions related to certain disputes, may only be amended, altered, changed or repealed by the affirmative vote of the holders of at least 66 2/3% of the voting power of all of our outstanding shares of capital stock entitled to vote generally in the election of directors, voting together as a single class. Prior to the Trigger Date, such provisions may be amended, altered, changed or repealed by the affirmative vote of the holders of a majority of the voting power of our then outstanding capital stock entitled to vote generally in the election of directors, voting together as a single class. Our charter also provides that the provision of our charter that deals with corporate opportunity may only be amended, altered or repealed by a vote of 80.0% of the voting power of our then outstanding capital stock entitled to vote generally in the election of directors, voting together as a single class. See “—Corporate Opportunity.”

Issuance of Undesignated Preferred Stock. Our board of directors has the authority, without further action by our stockholders, to designate and issue shares of preferred stock with rights and preferences, including super voting, special approval, dividend or other rights or preferences on a discriminatory basis. The existence of authorized but unissued shares of undesignated preferred stock would enable our board of directors to render more difficult or to discourage an attempt to obtain control of us by means of a merger, tender offer, proxy contest or other means.

Business Combinations with Interested Stockholders. We have elected in our charter not to be subject to Section 203 of the DGCL, an anti-takeover law. In general, Section 203 prohibits a publicly held Delaware corporation from engaging in a business combination, such as a merger, with an interested stockholder (i.e., a person or group owning 15% or more of the corporation's voting capital stock) for a period of three years following the date the person became an interested stockholder, unless (with certain exceptions) the business combination or the transaction in which the person became an interested stockholder is approved in a prescribed manner. Accordingly, we are not subject to any anti-takeover effects of Section 203 of the DGCL. However, our charter contains provisions that have the same effect as Section 203, except that they provide that sales of common stock to or by Thoma Bravo will be deemed to have been approved by our board of directors, and thereby not subject to the restrictions set forth in our charter that have the same effect as Section 203 of the DGCL.

Corporate Opportunity. Messrs. Boro and Virnig, managing partners of Thoma Bravo, and Messrs. Lines and Zuber, operating partners of Thoma Bravo, currently serve on our board of directors and will continue to serve as directors following completion of this offering. Thoma Bravo, as the ultimate general partner of the Thoma Bravo Funds, will continue to beneficially own a majority of our outstanding common stock upon the completion of this offering. Thoma Bravo may beneficially hold equity interests in entities that directly or indirectly compete with us, and companies in which it currently invests may begin competing with us. As a result of these relationships, when conflicts between the interests of Thoma Bravo, on the one hand, and of other stockholders, on the other hand, arise, these directors may not be disinterested. Although our directors and officers have a duty of loyalty to us under the DGCL and our charter, transactions that we enter into in which a director or officer has a conflict of interest are generally permissible so long as (i) the material facts relating to the director's or officer's relationship or interest as to the transaction are disclosed to our board of directors and a majority of our disinterested directors approved the transactions, (ii) the material facts relating to the director's or officer's relationship or interest are disclosed to our stockholders and a majority of our disinterested stockholders approve the transaction or (iii) the transaction is otherwise fair to us.

Our charter provides that no officer or director of our company who is also a principal, officer, director, member, manager, partner, employee and/or independent contractor of Thoma Bravo will be liable to us or our stockholders for breach of any fiduciary duty by reason of the fact that any such individual pursues or acquires a corporate opportunity for its own account or the account of an affiliate, as applicable, instead of us, directs a corporate opportunity to Thoma Bravo instead of us or does not communicate information regarding a corporate opportunity to us. Our charter also provides that any principal, officer, director, member, manager, partner, employee and/or independent contractor of Thoma Bravo or any entity that controls, is controlled by or under common control with Thoma Bravo or any investment funds advised by Thoma Bravo will not be required to offer any transaction opportunity of which they become aware to us and could take any such opportunity for themselves or offer it to other companies in which they have an investment.

This provision may not be modified without the affirmative vote of the holders of at least 80.0% of the voting power of all of our outstanding shares of common stock.

Choice of Forum

Our bylaws provide that, unless we consent in writing to an alternative forum, the Court of Chancery of the State of Delaware will be the sole and exclusive forum for any state law claims for any (i) any derivative action or proceeding brought on our behalf, (ii) any action asserting a claim of breach of a fiduciary duty owed by any of our directors, officers and employees to us or our stockholders, (iii) any action asserting a claim arising pursuant to any provision of the Delaware General Corporation Law, our certificate of incorporation or our bylaws, or (iv) any action asserting a claim that is governed by the internal affairs doctrine, or the Delaware Forum Provision. The Delaware Forum Provision will not apply to any causes of action arising under the Securities Act or Exchange Act. Our bylaws further provide that the United States District Court for the District of Massachusetts is the exclusive forum for resolving any complaint asserting a cause of action arising under the Securities Act, or the Federal Forum Provision, as our executive offices are located in Waltham, Massachusetts. The Delaware Forum Provision and the Federal Forum Provision may impose additional costs on stockholders, may limit our stockholders' ability to bring a claim in a forum they find favorable, and the designated courts may reach different judgments or results than other courts. In addition, there is uncertainty as to whether the Federal Forum Provision will be enforced, which may impose additional costs on us and our stockholders.

Transfer Agent and Registrar

The transfer agent and registrar for our common stock is Computershare Trust Company, N.A.

Limitations of Liability and Indemnification

See the section titled "Certain Relationships and Related Party Transactions—Limitation of Liability and Indemnification of Officers and Directors."

Listing

Our common stock is listed on the New York Stock Exchange under the symbol "DT."

SHARES ELIGIBLE FOR FUTURE SALE

Future sales of shares of our common stock in the public market after this offering, or the perception that these sales may occur, could adversely affect the prevailing market price at such time and our ability to raise equity capital in the future.

A total of 280,853,040 shares of our common stock were outstanding as of March 31, 2020. Of these shares, 40,951,053 shares of our common stock were sold in our initial public offering, 31,625,000 shares of our common stock were sold in our follow-on public offering in December 2019 and 25,000,000 shares of our common stock were sold in our follow-on public offering in February 2020, along with the shares to be sold in this offering, will be eligible for sale in the public market without restriction under the Securities Act, except that any shares held by our “affiliates,” as that term is defined in Rule 144 under the Securities Act, would only be able to be sold in compliance with the conditions of Rule 144 described below.

The remaining shares of our common stock will be deemed “restricted securities,” as that term is defined in Rule 144 under the Securities Act. These restricted securities will be eligible for sale in the public market only if they are registered or if they qualify for an exemption from registration under Rule 144 or Rule 701 under the Securities Act, which rules are summarized below. Subject to the lock-up agreements described below, the provisions of our Registration Rights Agreement described under the section titled “Certain Relationships and Related Party Transactions—Registration Rights,” the applicable conditions of Rule 144 or Rule 701, and our insider trading policy, these restricted securities are eligible for sale in the public market.

As a result of the contractual restrictions described below and the provisions of Rules 144 and 701, the restricted securities will be available for sale in the public market as follows:

- beginning on the date of this prospectus, the 25,000,000 shares of common stock sold in this offering by the selling stockholders will be immediately available for sale to the public market; and
- beginning 60 days after the date of this prospectus, 145,128,992 additional shares of common stock will become eligible for sale in the public market, subject in some cases to the volume and other restrictions of Rule 144 and to certain other limits under the Exchange Act.

Lock-Up Agreements

We, our executive officers and directors, the Thoma Bravo Funds and the other selling stockholders have entered into or will enter into lock-up agreements with the underwriters of this offering, under which we and they have agreed, or will agree, that, subject to certain exceptions, we and they will not sell any shares or any securities convertible into or exchangeable for shares of our common stock for a period of 60 days after the date of this prospectus. Certain of our executive officers have adopted written plans, known as “Rule 10b5-1 trading plans,” under which they have contracted with a broker to sell shares of our common stock on a periodic basis to diversify their assets and investments. Under these Rule 10b5-1 trading plans, a broker may execute trades pursuant to parameters established by the executive officer when entering into the plan, without further direction from such officer. Sales of shares pursuant to Rule 10b5-1 trading plans that were entered into prior to execution of a lock-up agreement in connection with this offering by our executive officers will not be subject to the 60 day lock-up period related to this offering. Approximately 336,800 shares of our common stock held by persons who have signed lock-up agreements for this offering are eligible for sale pursuant to Rule 10b5-1 trading plans during the lock-up period for this offering. As such, we expect that additional sales made pursuant to Rule 10b5-1 trading plans will occur during the lock-up period for this offering.

The consent of the underwriters is required to release any of the securities subject to these lock-up agreements.

Rule 144

Rule 144 generally provides that a stockholder who is not deemed to have been one of our affiliates at any time during the preceding 90 days and who has beneficially owned the shares of our common stock proposed to be sold for at least six months is entitled to sell such shares in reliance upon Rule 144 without complying with the volume limitation, manner of sale or notice conditions of Rule 144. If such stockholder has beneficially owned the shares of our common stock proposed to be sold for at least one year, then such person is entitled to sell such shares in reliance upon Rule 144 without complying with any of the conditions of Rule 144.

Rule 144 also provides that a stockholder who is deemed to have been one of our affiliates at any time during the preceding 90 days and who has beneficially owned the shares of our common stock proposed to be sold for at least six months is entitled to sell such shares in reliance upon Rule 144 within any three-month period beginning 90 days after the date of this prospectus a number of shares that does not exceed the greater of:

- 1% of the number of shares of our capital stock then outstanding, which will equal 2,808,530 shares immediately after the completion of this offering; or
- the average weekly trading volume of our common stock during the four calendar weeks preceding the filing of a notice on Form 144 with respect to such sale.

Sales of our common stock made in reliance upon Rule 144 by a stockholder who is deemed to have been one of our affiliates at any time during the preceding 90 days are also subject to the current public information, manner of sale and notice conditions of Rule 144.

Rule 701

Rule 701 generally provides that a stockholder who purchased shares of our common stock pursuant to a written compensatory benefit plan or contract and who is not deemed to have been one of our affiliates at any time during the preceding 90 days may sell such shares in reliance upon Rule 144 without complying with the current public information or holding period conditions of Rule 144. Rule 701 also provides that a stockholder who purchased shares of our common stock pursuant to a written compensatory benefit plan or contract and who is deemed to have been one of our affiliates during the preceding 90 days may sell such shares under Rule 144 without complying with the holding period condition of Rule 144. However, all stockholders who purchased shares of our common stock pursuant to a written compensatory benefit plan or contract are required to wait until 90 days after the date of the initial public offering prospectus before selling such shares pursuant to Rule 701.

Substantially all holders of Rule 701 shares are subject to lock-up agreements entered into in connection with our initial public offering as described above.

Registration Rights

Certain holders of 144,857,179 shares of our common stock are entitled to certain rights with respect to the registration of such shares (and any additional shares acquired by such holders in the future) under the Securities Act. The registration of these shares of our common stock under the Securities Act would result in these shares becoming eligible for sale in the public market without restriction under the Securities Act immediately upon the effectiveness of such registration, subject to the Rule 144 limitations applicable to affiliates. See the section titled “Certain Relationships and Related Party Transactions—Registration Rights” for a description of these registration rights.

Registration Statement

We have filed a registration statement on Form S-8 under the Securities Act to register all of the shares of our common stock subject to equity awards outstanding or reserved for issuance under our

equity compensation plans. The shares of our common stock covered by this registration statement are eligible for sale in the public market without restriction under the Securities Act, subject to vesting restrictions, the conditions of Rule 144 applicable to affiliates and any lock-up agreements. See the section titled "Executive Compensation" for a description of our equity compensation plans.

MATERIAL U.S. FEDERAL INCOME TAX CONSIDERATIONS FOR NON-U.S. HOLDERS OF OUR COMMON STOCK

The following is a summary of the material U.S. federal income tax considerations related to the purchase, ownership and disposition of our common stock by a non-U.S. holder (as defined below), that holds our common stock as a “capital asset” (generally property held for investment). This summary is based on the provisions of the Internal Revenue Code, U.S. Treasury regulations, administrative rulings and judicial decisions, all as in effect on the date hereof, and all of which are subject to change, possibly with retroactive effect. We have not sought any ruling from the Internal Revenue Service, or the IRS, with respect to the statements made and the conclusions reached in the following summary, and there can be no assurance that the IRS or a court will agree with such statements and conclusions.

This summary does not address all aspects of U.S. federal income taxation that may be relevant to non-U.S. holders in light of their personal circumstances. In addition, this summary does not address the Medicare tax on certain investment income, the alternative minimum tax, the rules regarding qualified small business stock under Section 1202 of the Code, U.S. federal estate or gift tax laws, any state, local or non-U.S. tax laws or any tax treaties. This summary also does not address tax considerations applicable to investors that may be subject to special treatment under the U.S. federal income tax laws, such as:

- banks, insurance companies or other financial institutions;
- tax-exempt or governmental organizations;
- dealers in securities or foreign currencies;
- traders in securities that use the mark-to-market method of accounting for U.S. federal income tax purposes;
- partnerships or other pass-through entities for U.S. federal income tax purposes or holders of interests therein;
- persons deemed to sell our common stock under the constructive sale provisions of the Internal Revenue Code;
- persons that acquired our common stock through the exercise of employee stock options or otherwise as compensation or through a tax-qualified retirement plan;
- certain former citizens or long-term residents of the U.S.;
- persons that hold our common stock as part of a straddle, appreciated financial position, synthetic security, hedge, conversion transaction or other integrated investment or risk reduction transaction; and
- persons that own, or have owned, actually or constructively, more than 5% of our common stock.

PROSPECTIVE INVESTORS ARE ENCOURAGED TO CONSULT THEIR TAX ADVISORS WITH RESPECT TO THE APPLICATION OF THE U.S. FEDERAL INCOME TAX LAWS TO THEIR PARTICULAR SITUATION, AS WELL AS ANY TAX CONSEQUENCES OF THE PURCHASE, OWNERSHIP AND DISPOSITION OF OUR COMMON STOCK ARISING UNDER THE U.S. FEDERAL ESTATE OR GIFT TAX LAWS OR UNDER THE LAWS OF ANY STATE, LOCAL, NON-U.S. OR OTHER TAXING JURISDICTION OR UNDER ANY APPLICABLE INCOME TAX TREATY.

Non-U.S. Holder Defined

For purposes of this discussion, a “non-U.S. holder” is a beneficial owner of our common stock that is not for U.S. federal income tax purposes a partnership or any of the following:

- an individual who is a citizen or resident of the U.S.;
- a corporation (or other entity treated as a corporation for U.S. federal income tax purposes) created or organized in or under the laws of the U.S., any state thereof or the District of Columbia;
- an estate the income of which is subject to U.S. federal income tax regardless of its source; or
- a trust (i) the administration of which is subject to the primary supervision of a U.S. court and which has one or more U.S. persons who have the authority to control all substantial decisions of the trust or (ii) which has made a valid election under applicable U.S. Treasury regulations to be treated as a U.S. person.

If a partnership (including an entity or arrangement treated as a partnership for U.S. federal income tax purposes) holds our common stock, the tax treatment of a partner in the partnership generally will depend upon the status of the partner, upon the activities of the partnership and upon certain determinations made at the partner level. Accordingly, we urge partners in partnerships (including entities or arrangements treated as partnerships for U.S. federal income tax purposes) considering the purchase of our common stock to consult their tax advisors regarding the U.S. federal income tax considerations of the purchase, ownership and disposition of our common stock by such partnership.

Distributions

We do not expect to pay any distributions on our common stock in the foreseeable future. However, in the event we do make distributions of cash or other property on our common stock, such distributions will constitute dividends for U.S. federal income tax purposes to the extent paid from our current or accumulated earnings and profits, as determined under U.S. federal income tax principles. To the extent those distributions exceed our current and accumulated earnings and profits, the distributions will be treated as a non-taxable return of capital to the extent of the non-U.S. holder's tax basis in our common stock and thereafter as capital gain from the sale or exchange of such common stock. See “—Gain on Disposition of Our Common Stock.” Subject to backup withholding requirements, the withholding requirements under FATCA (as defined below) and with respect to effectively connected dividends, each of which is discussed below, any distribution made to a non-U.S. holder on our common stock generally will be subject to U.S. withholding tax at a rate of 30% of the gross amount of the distribution unless an applicable income tax treaty provides for a lower rate. To receive the benefit of a reduced treaty rate, a non-U.S. holder must provide the applicable withholding agent with an IRS Form W-8BEN or IRS Form W-8BEN-E (or other applicable or successor form) certifying qualification for the reduced rate. This certification must be provided to us or our paying agent prior to the payment of dividends and must be updated periodically. If the non-U.S. holder holds the stock through a financial institution or other agent acting on the non-U.S. holder's behalf, the non-U.S. holder will be required to provide appropriate documentation to the agent, which then will be required to provide certification to us or our paying agent, either directly or through other intermediaries. Non-U.S. holders that do not timely provide the required certification, but that qualify for a reduced treaty rate, may obtain a refund of any excess amounts withheld by timely filing an appropriate claim for refund with the IRS. Non-U.S. holders are urged to consult their tax advisors regarding their entitlement to benefits under a relevant income tax treaty.

Dividends paid to a non-U.S. holder that are effectively connected with a trade or business conducted by the non-U.S. holder in the U.S. (and, if required by an applicable income tax treaty, are treated as attributable to a permanent establishment maintained by the non-U.S. holder in the U.S.) generally will be taxed on a net income basis at the rates and in the manner generally applicable to United States persons (as defined under the Internal Revenue Code). Such effectively connected dividends will

not be subject to U.S. withholding tax if the non-U.S. holder satisfies certain certification requirements by providing the applicable withholding agent with a properly executed IRS Form W-8ECI (or other applicable or successor form) certifying eligibility for exemption. If the non-U.S. holder is a corporation for U.S. federal income tax purposes, it may also be subject to a branch profits tax (at a 30% rate or such lower rate as specified by an applicable income tax treaty) on its effectively connected earnings and profits (as adjusted for certain items), which will include effectively connected dividends.

Gain on Disposition of Our Common Stock

Subject to the discussions below under “—Backup Withholding and Information Reporting” and “—Additional Withholding Requirements under FATCA,” a non-U.S. holder generally will not be subject to U.S. federal income or withholding tax on any gain realized upon the sale or other disposition of our common stock unless:

- the non-U.S. holder is an individual who is present in the U.S. for a period or periods aggregating 183 days or more during the calendar year in which the sale or disposition occurs and certain other conditions are met;
- the gain is effectively connected with a trade or business conducted by the non-U.S. holder in the U.S. (and, if required by an applicable income tax treaty, is attributable to a permanent establishment maintained by the non-U.S. holder in the U.S.); or
- our common stock constitutes a United States real property interest by reason of our status as a United States real property holding corporation, or USRPHC, for U.S. federal income tax purposes.

A non-U.S. holder described in the first bullet point above will generally be subject to U.S. federal income tax at a rate of 30% (or such lower rate as specified by an applicable income tax treaty) on the amount of such gain, which generally may be offset by U.S. source capital losses; provided the non-U.S. holder has timely filed U.S. federal income tax returns with respect to such losses.

A non-U.S. holder whose gain is described in the second bullet point above or, subject to the exceptions described in the next paragraph, the third bullet point above, generally will be taxed on a net income basis at the rates and in the manner generally applicable to United States persons (as defined under the Internal Revenue Code) unless an applicable income tax treaty provides otherwise. If the non-U.S. holder is a corporation for U.S. federal income tax purposes whose gain is described in the second bullet point above, then such gain would also be included in its effectively connected earnings and profits (as adjusted for certain items), which may be subject to a branch profits tax (at a 30% rate or such lower rate as specified by an applicable income tax treaty).

Generally, a corporation is a USRPHC if the fair market value of its United States real property interests equals or exceeds 50% of the sum of the fair market value of its worldwide real property interests and its other assets used or held for use in a trade or business. We believe that we currently are not a USRPHC for U.S. federal income tax purposes, and we do not expect to become a USRPHC for the foreseeable future. However, in the event that we become a USRPHC, as long as our common stock is and continues to be “regularly traded on an established securities market” (within the meaning of the U.S. Treasury Regulations), only a non-U.S. holder that actually or constructively owns, or owned at any time during the shorter of the five-year period ending on the date of the disposition or the non-U.S. holder’s holding period for the common stock, more than 5% of our common stock will be taxable on gain realized on the disposition of our common stock as a result of our status as a USRPHC. If we were to become a USRPHC and our common stock were not considered to be regularly traded on an established securities market, such holder (regardless of the percentage of stock owned) would be subject to U.S. federal income tax on a taxable disposition of our common stock (as described in the preceding paragraph), and a 15% withholding tax would apply to the gross proceeds from such disposition.

Non-U.S. holders should consult their tax advisors with respect to the application of the foregoing rules to their ownership and disposition of our common stock.

Backup Withholding and Information Reporting

Any distributions paid to a non-U.S. holder must be reported annually to the IRS and to the non-U.S. holder. Copies of these information returns may be made available to the tax authorities in the country in which the non-U.S. holder resides or is established. Payments of dividends to a non-U.S. holder generally will not be subject to backup withholding if the non-U.S. holder establishes an exemption by properly certifying its non-U.S. status on an IRS Form W-8BEN or IRS Form W-8BEN-E (or other applicable or successor form).

Payments of the proceeds from a sale or other disposition by a non-U.S. holder of our common stock effected by or through a U.S. office of a broker generally will be subject to information reporting and backup withholding (at the applicable rate) unless the non-U.S. holder establishes an exemption by properly certifying its non-U.S. status on an IRS Form W-8BEN or IRS Form W-8BEN-E (or other applicable or successor form) and certain other conditions are met. Information reporting and backup withholding generally will not apply to any payment of the proceeds from a sale or other disposition of our common stock effected outside the U.S. by a non-U.S. office of a broker. However, sales or other dispositions of our common stock effected outside the U.S. by such a broker if it has certain relationships within the U.S. will result in information reporting and backup withholding unless such broker has documentary evidence in its records that the non-U.S. holder is not a United States person and certain other conditions are met, or the non-U.S. holder otherwise establishes an exemption.

Backup withholding is not an additional tax. Rather, the U.S. federal income tax liability (if any) of persons subject to backup withholding will be reduced by the amount of tax withheld. If backup withholding results in an overpayment of taxes, a refund may be obtained, provided that the required information is timely furnished to the IRS.

Additional Withholding Requirements under FATCA

Sections 1471 through 1474 of the Internal Revenue Code, and the U.S. Treasury regulations and administrative guidance issued thereunder, or FATCA, generally impose a 30% withholding tax on any dividends paid on common stock and subject to the discussion of certain proposed Treasury Regulations below, on the gross proceeds from a disposition of common stock (if such disposition occurs after December 31, 2018), in each case if paid to a "foreign financial institution" or a "non-financial foreign entity" (each as defined in the Internal Revenue Code) (including, in some cases, when such foreign financial institution or non-financial foreign entity is acting as an intermediary), unless (i) in the case of a foreign financial institution, such institution enters into an agreement with the U.S. government to withhold on certain payments, and to collect and provide to the U.S. tax authorities substantial information regarding U.S. account holders of such institution (which includes certain equity and debt holders of such institution, as well as certain account holders that are non-U.S. entities with U.S. owners), (ii) in the case of a non-financial foreign entity, such entity certifies that it does not have any "substantial United States owners" (as defined in the Internal Revenue Code) or provides the applicable withholding agent with a certification identifying the direct and indirect substantial United States owners of the entity (in either case, generally on an IRS Form W-8BEN-E), or (iii) the foreign financial institution or non-financial foreign entity otherwise qualifies for an exemption from these rules and provides appropriate documentation (such as an IRS Form W-8BEN-E). Withholding under FATCA generally applies to payments of dividends on our common stock. While withholding under FATCA may apply to payments of gross proceeds from a sale or other disposition of our common stock, under recently proposed U.S. Treasury Regulations, withholding on payments of gross proceeds is not required. Although such regulations are not final, applicable withholding agents may rely on the proposed regulations until final regulations are issued. Foreign financial institutions located in jurisdictions that have an intergovernmental agreement with the U.S. governing these rules may be subject to different rules. Under certain circumstances, a holder might be eligible for refunds or credits

of such taxes. Non-U.S. holders are encouraged to consult their own tax advisors regarding the effects of FATCA on an investment in our common stock.

INVESTORS CONSIDERING THE PURCHASE OF OUR COMMON STOCK ARE URGED TO CONSULT THEIR OWN TAX ADVISORS REGARDING THE APPLICATION OF THE U.S. FEDERAL INCOME TAX LAWS TO THEIR PARTICULAR SITUATIONS AND THE APPLICABILITY AND EFFECT OF U.S. FEDERAL ESTATE AND GIFT TAX LAWS AND ANY STATE, LOCAL OR NON-U.S. TAX LAWS AND TAX TREATIES.

UNDERWRITING

We, the selling stockholders and the underwriters named below have entered into an underwriting agreement with respect to the shares being offered. Subject to certain conditions, each underwriter has severally agreed to purchase the number of shares indicated in the following table. Goldman Sachs & Co. LLC and J.P. Morgan Securities LLC are the representatives of the underwriters.

Underwriters	Number of Shares
Goldman Sachs & Co. LLC	
J.P. Morgan Securities LLC	
Total	—

The underwriters are committed to take and pay for all of the shares being offered, if any are taken, other than the shares covered by the option described below unless and until this option is exercised.

The selling stockholders have granted to the underwriters an option, exercisable for 30 days from the date of this prospectus, to purchase up to 3,750,000 additional shares of common stock at the public offering price listed on the cover page of this prospectus, less underwriting discounts and commissions. If any shares are purchased pursuant to this option, the underwriters will severally purchase shares in approximately the same proportion as set forth in the table above.

The following table shows the per share and total underwriting discounts and commissions to be paid to the underwriters by the selling stockholders. Such amounts are shown assuming both no exercise and full exercise of the underwriters' option to purchase 3,750,000 additional shares.

Paid by the Selling Stockholders		
	No Exercise	Full Exercise
Per Share	\$	\$
Total	\$	\$

Shares sold by the underwriters to the public will initially be offered at the public offering price set forth on the cover of this prospectus. Any shares sold by the underwriters to securities dealers may be sold at a discount of up to \$ per share from the public offering price. After the offering of the shares, the representatives may change the offering price and the other selling terms. The offering of the shares by the underwriters is subject to receipt and acceptance and subject to the underwriters' right to reject any order in whole or in part.

We, our executive officers and directors, the Thoma Bravo Funds and the other selling stockholders have agreed or will agree with the underwriters, subject to certain exceptions, not to dispose of or hedge any of their common stock or securities convertible into or exchangeable for shares of common stock during the period from the date of this prospectus continuing through the date 60 days after the date of this prospectus, except with the prior written consent of Goldman Sachs & Co. LLC and J.P. Morgan Securities LLC. This agreement does not apply to any existing employee benefit plans. See "Shares Eligible for Future Sale" for a discussion of certain transfer restrictions.

Our common stock is listed on the New York Stock Exchange under the symbol "DT".

In connection with the offering, the underwriters may purchase and sell shares of common stock in the open market. These transactions may include short sales, stabilizing transactions and purchases to cover positions created by short sales. Short sales involve the sale by the underwriters of a greater number of shares than they are required to purchase in the offering, and a short position represents the

amount of such sales that have not been covered by subsequent purchases. A “covered short position” is a short position that is not greater than the amount of additional shares for which the underwriters’ option described above may be exercised. The underwriters may cover any covered short position by either exercising their option to purchase additional shares or purchasing shares in the open market. In determining the source of shares to cover the covered short position, the underwriters will consider, among other things, the price of shares available for purchase in the open market as compared to the price at which they may purchase additional shares pursuant to the option described above. “Naked” short sales are any short sales that create a short position greater than the amount of additional shares for which the option described above may be exercised. The underwriters must cover any such naked short position by purchasing shares in the open market. A naked short position is more likely to be created if the underwriters are concerned that there may be downward pressure on the price of the common stock in the open market after pricing that could adversely affect investors who purchase in the offering. Stabilizing transactions consist of various bids for or purchases of common stock made by the underwriters in the open market prior to the completion of the offering.

The underwriters may also impose a penalty bid. This occurs when a particular underwriter repays to the underwriters a portion of the underwriting discount received by it because the representatives have repurchased shares sold by or for the account of such underwriter in stabilizing or short covering transactions.

Purchases to cover a short position and stabilizing transactions, as well as other purchases by the underwriters for their own accounts, may have the effect of preventing or retarding a decline in the market price of our common stock, and together with the imposition of the penalty bid, may stabilize, maintain or otherwise affect the market price of the common stock. As a result, the price of the common stock may be higher than the price that otherwise might exist in the open market. The underwriters are not required to engage in these activities and may end any of these activities at any time. These transactions may be effected on the New York Stock Exchange, in the over-the-counter market or otherwise.

We estimate that our share of the total expenses of the offering, excluding underwriting discounts and commissions, will be approximately \$1.2 million. We have agreed to reimburse the underwriters for certain of their expenses in an amount not to exceed \$30,000. The underwriters have agreed to pay the selling stockholders for certain reimbursements.

We and the selling stockholders have agreed to indemnify the several underwriters against certain liabilities, including liabilities under the Securities Act of 1933.

The underwriters and their respective affiliates are full service financial institutions engaged in various activities, which may include sales and trading, commercial and investment banking, advisory, investment management, investment research, principal investment, hedging, market making, brokerage and other financial and non-financial activities and services. Certain of the underwriters and their respective affiliates have provided, and may in the future provide, a variety of these services to us and to persons and entities with relationships with us, for which they received or will receive customary fees and expenses. In August 2018, we entered into a credit facility with, among others, affiliates of Goldman Sachs & Co. LLC and J.P. Morgan Securities LLC, under which these underwriters and their respective affiliates have been, and may be in the future, paid customary fees. For additional information on our credit facility, see the sections titled “Management’s Discussion and Analysis of Financial Condition and Results of Operations—Liquidity and Capital Resources” and “Description of Indebtedness.”

In the ordinary course of their various business activities, the underwriters and their respective affiliates, officers, directors and employees may purchase, sell or hold a broad array of investments and actively trade securities, derivatives, loans, commodities, currencies, credit default swaps and other financial instruments for their own account and for the accounts of their customers, and such investment and trading activities may involve or relate to assets, securities and/or instruments of the issuer (directly, as collateral securing other obligations or otherwise) and/or persons and entities with relationships with the issuer. The underwriters and their respective affiliates may also communicate independent investment

recommendations, market color or trading ideas and/or publish or express independent research views in respect of such assets, securities or instruments and may at any time hold, or recommend to clients that they should acquire, long and/or short positions in such assets, securities and instruments. J.P. Morgan Investment Management Inc. is the investment adviser of PEG Direct Global Private Equity Institutional Investors V LLC, PEG U.S. Corporate Finance Institutional Offshore Investors V L.P., PEG U.S. Direct Corporate Finance Institutional Investors V LLC and Concordia Retirement Plan, which are selling stockholders in this offering. JPMorgan Chase Bank, N.A. is the trustee of each of Memorial Sloan-Kettering Cancer Center Pension Trust and Co-op Retirement Plan Trust, which are selling stockholders in this offering. J.P. Morgan Investment Management Inc. and JPMorgan Chase Bank, N.A. are affiliates of J.P. Morgan Securities LLC.

European Economic Area

In relation to each Member State of the European Economic Area (each, a "Member State"), no shares of common stock (the "Shares") have been offered or will be offered pursuant to the offering to the public in that Member State prior to the publication of a prospectus in relation to the Shares which has been approved by the competent authority in that Member State or, where appropriate, approved in another Member State and notified to the competent authority in that Member State, all in accordance with the Prospectus Regulation), except that offers of Shares may be made to the public in that Member State at any time under the following exemptions under the Prospectus Regulation:

- to any legal entity which is a qualified investor as defined under the Prospectus Regulation;
- to fewer than 150 natural or legal persons (other than qualified investors as defined under the Prospectus Regulation), subject to obtaining the prior consent of the representatives for any such offer; or
- in any other circumstances falling within Article 1(4) of the Prospectus Regulation;

provided that no such offer of Shares shall require the company or any underwriter to publish a prospectus pursuant to Article 3 of the Prospectus Regulation or supplement a prospectus pursuant to Article 23 of the Prospectus Regulation.

For the purposes of this provision, the expression an "offer to the public" in relation to any Shares in any Member State means the communication in any form and by any means of sufficient information on the terms of the offer and any Shares to be offered so as to enable an investor to decide to purchase or subscribe for any Shares, and the expression "Prospectus Regulation" means Regulation (EU) 2017/1129.

United Kingdom

In the United Kingdom, this prospectus is being directed only at persons who are qualified investors who are (i) investment professionals falling within Article 19(5) of the Financial Services and Markets Act 2000 (Financial Promotion) Order 2005 (the Order); or (ii) high net worth entities and other persons to whom it may lawfully be communicated, falling within Article 49(2)(a) to (d) of the Order (all such persons together being referred to as "relevant persons"). Any investment or investment activity to which this prospectus relates is available only to relevant persons and will only be engaged with relevant persons. Any person in the United Kingdom who is not a relevant person should not act or rely on this prospectus or any of its contents.

Canada

The shares of common stock may be sold in Canada only to purchasers purchasing, or deemed to be purchasing, as principal that are accredited investors, as defined in National Instrument 45-106 Prospectus Exemptions or subsection 73.3(1) of the Securities Act (Ontario), and are permitted clients, as defined in National Instrument 31-103 Registration Requirements, Exemptions, and Ongoing Registrant

Obligations. Any resale of the shares of common stock must be made in accordance with an exemption form, or in a transaction not subject to, the prospectus requirements of applicable securities laws.

Securities legislation in certain provinces or territories of Canada may provide a purchaser with remedies for rescission or damages if this prospectus (including any amendment thereto) contains a misrepresentation, provided that the remedies for rescission or damages are exercised by the purchaser within the time limit prescribed by the securities legislation of the purchaser's province or territory. The purchaser should refer to any applicable provisions of the securities legislation of the purchaser's province or territory of these rights or consult with a legal advisor.

Pursuant to section 3A.3 of National Instrument 33-105 Underwriting Conflicts (NI 33-105), the underwriters are not required to comply with the disclosure requirements of NI 33-105 regarding underwriter conflicts of interest in connection with this offering.

Hong Kong

The shares of common stock may not be offered or sold in Hong Kong by means of any document other than (i) in circumstances which do not constitute an offer to the public within the meaning of the Companies (Winding Up and Miscellaneous Provisions) Ordinance (Cap. 32 of the Laws of Hong Kong) ("Companies (Winding Up and Miscellaneous Provisions) Ordinance") or which do not constitute an invitation to the public within the meaning of the Securities and Futures Ordinance (Cap. 571 of the Laws of Hong Kong) ("Securities and Futures Ordinance"), or (ii) to "professional investors" as defined in the Securities and Futures Ordinance and any rules made thereunder, or (iii) in other circumstances which do not result in the document being a "prospectus" as defined in the Companies (Winding Up and Miscellaneous Provisions) Ordinance, and no advertisement, invitation or document relating to the shares of common stock may be issued or may be in the possession of any person for the purpose of issue (in each case whether in Hong Kong or elsewhere), which is directed at, or the contents of which are likely to be accessed or read by, the public in Hong Kong (except if permitted to do so under the securities laws of Hong Kong) other than with respect to shares of common stock which are or are intended to be disposed of only to persons outside Hong Kong or only to "professional investors" in Hong Kong as defined in the Securities and Futures Ordinance and any rules made thereunder.

Singapore

This prospectus has not been registered as a prospectus with the Monetary Authority of Singapore. Accordingly, this prospectus and any other document or material in connection with the offer or sale, or invitation for subscription or purchase, of the shares may not be circulated or distributed, nor may the shares be offered or sold, or be made the subject of an invitation for subscription or purchase, whether directly or indirectly, to persons in Singapore other than (i) to an institutional investor (as defined under Section 4A of the Securities and Futures Act, Chapter 289 of Singapore (the "SFA")) under Section 274 of the SFA, (ii) to a relevant person (as defined in Section 275(2) of the SFA) pursuant to Section 275(1) of the SFA, or any person pursuant to Section 275(1A) of the SFA, and in accordance with the conditions specified in Section 275 of the SFA or (iii) otherwise pursuant to, and in accordance with the conditions of, any other applicable provision of the SFA, in each case subject to conditions set forth in the SFA.

Where the shares of common stock are subscribed or purchased under Section 275 of the SFA by a relevant person that is a corporation (which is not an accredited investor (as defined in Section 4A of the SFA)) the sole business of which is to hold investments and the entire share capital of which is owned by one or more individuals, each of whom is an accredited investor, the securities (as defined in Section 239(1) of the SFA) of that corporation shall not be transferable for 6 months after that corporation has acquired the shares under Section 275 of the SFA except: (1) to an institutional investor under Section 274 of the SFA or to a relevant person (as defined in Section 275(2) of the SFA), (2) where such transfer arises from an offer in that corporation's securities pursuant to Section 275(1A) of the SFA, (3) where no consideration is or will be given for the transfer, (4) where the transfer is by operation of law, (5) as specified in Section 276(7) of the SFA, or (6) as specified in Regulation 32 of the Securities and

Futures (Offers of Investments) (Shares and Debentures) Regulations 2005 of Singapore (“Regulation 32”)

Where the shares of common stock are subscribed or purchased under Section 275 of the SFA by a relevant person that is a trust (where the trustee is not an accredited investor (as defined in Section 4A of the SFA)) whose sole purpose is to hold investments and each beneficiary of the trust is an accredited investor, the beneficiaries’ rights and interest (howsoever described) in that trust shall not be transferable for 6 months after that trust has acquired the shares under Section 275 of the SFA except: (1) to an institutional investor under Section 274 of the SFA or to a relevant person (as defined in Section 275(2) of the SFA), (2) where such transfer arises from an offer that is made on terms that such rights or interest are acquired at a consideration of not less than \$200,000 (or its equivalent in a foreign currency) for each transaction (whether such amount is to be paid for in cash or by exchange of securities or other assets), (3) where no consideration is or will be given for the transfer, (4) where the transfer is by operation of law, (5) as specified in Section 276(7) of the SFA, or (6) as specified in Regulation 32.

Singapore Securities and Futures Act Product Classification – Solely for the purposes of its obligations pursuant to Sections 309B(1)(a) and 309B(1)(c) of the SFA, the Company has determined, and hereby notifies all relevant persons (as defined in Section 309A of the SFA) that the common shares are “prescribed capital markets products” (as defined in the Securities and Futures (Capital Markets Products) Regulations 2018) and Excluded Investment Products (as defined in MAS Notice SFA 04-N12: Notice of the Sale of Investment products and MAS Notice FAA-N16: Notice on Recommendations on Investment Products).

Japan

The securities have not been and will not be registered under the Financial Instruments and Exchange Act of Japan (Act No. 25 of 1948, as amended), or the FIEA. The securities may not be offered or sold, directly or indirectly, in Japan or to or for the benefit of any resident of Japan (including any person resident in Japan or any corporation or other entity organized under the laws of Japan) or to others for reoffering or resale, directly or indirectly, in Japan or to or for the benefit of any resident of Japan, except pursuant to an exemption from the registration requirements of the FIEA and otherwise in compliance with any relevant laws and regulations of Japan.

LEGAL MATTERS

The validity of our common stock offered by this prospectus will be passed upon for us by Goodwin Procter LLP, Boston, Massachusetts. Certain legal matters in connection with this offering will be passed upon for the underwriters by Wilmer Cutler Pickering Hale and Dorr LLP, Boston, Massachusetts.

EXPERTS

The consolidated financial statements as of March 31, 2019 and 2020 and for each of the three years in the period ended March 31, 2020 included in this Prospectus and in the Registration Statement have been so included in reliance on the report of BDO USA LLP, an independent registered public accounting firm, appearing elsewhere herein and in the Registration Statement, given on the authority of said firm as experts in auditing and accounting.

WHERE YOU CAN FIND ADDITIONAL INFORMATION

We have filed with the SEC a registration statement on Form S-1 under the Securities Act with respect to the shares of our common stock offered by this prospectus. This prospectus, which constitutes a part of the registration statement, does not contain all of the information set forth in the registration statement, some of which is contained in exhibits to the registration statement as permitted by the rules and regulations of the SEC. For further information with respect to us and our common stock, we refer you to the registration statement, including the exhibits filed as a part of the registration statement. Statements contained in this prospectus concerning the contents of any contract or any other document is not necessarily complete. If a contract or document has been filed as an exhibit to the registration statement, please see the copy of the contract or document that has been filed. Each statement in this prospectus relating to a contract or document filed as an exhibit is qualified in all respects by the filed exhibit. The SEC maintains an Internet website that contains reports, proxy statements and other information about issuers, like us, that file electronically with the SEC. The address of that website is www.sec.gov.

We are subject to the information and reporting requirements of the Exchange Act and, in accordance with this law, file periodic reports, proxy statements and other information with the SEC. These periodic reports, proxy statements and other information are available for inspection and copying at the SEC's public reference facilities and the website of the SEC referred to above. We also maintain a website at www.dynatrace.com. You may access these materials free of charge as soon as reasonably practicable after they are electronically filed with, or furnished to, the SEC. Information contained on our website is not a part of this prospectus, and the inclusion of our website address in this prospectus is an inactive textual reference only.

INDEX TO CONSOLIDATED FINANCIAL STATEMENTS

	Page
REPORT OF INDEPENDENT REGISTERED PUBLIC ACCOUNTING FIRM	F-2
CONSOLIDATED BALANCE SHEETS	F-3
CONSOLIDATED STATEMENTS OF OPERATIONS	F-4
CONSOLIDATED STATEMENTS OF COMPREHENSIVE INCOME (LOSS)	F-5
CONSOLIDATED STATEMENTS OF SHAREHOLDERS' EQUITY / MEMBER'S EQUITY	F-6
CONSOLIDATED STATEMENTS OF CASH FLOWS	F-7
NOTES TO CONSOLIDATED FINANCIAL STATEMENTS	F-8

Report of Independent Registered Public Accounting Firm

Shareholders and Board of Directors
Dynatrace, Inc.
Waltham, Massachusetts

Opinion on the Consolidated Financial Statements

We have audited the accompanying consolidated balance sheets of Dynatrace, Inc. (the "Company") and subsidiaries as of March 31, 2019 and 2020, the related consolidated statements of operations, comprehensive income (loss), shareholders' equity/member's deficit, and cash flows for each of the three years in the period ended March 31, 2020, and the related notes (collectively referred to as the "consolidated financial statements"). In our opinion, the consolidated financial statements present fairly, in all material respects, the financial position of the Company and subsidiaries at March 31, 2019 and 2020, and the results of their operations and their cash flows for each of the three years in the period ended March 31, 2020, in conformity with accounting principles generally accepted in the United States of America.

Basis for Opinion

These consolidated financial statements are the responsibility of the Company's management. Our responsibility is to express an opinion on the Company's consolidated financial statements based on our audits. We are a public accounting firm registered with the Public Company Accounting Oversight Board (United States) ("PCAOB") and are required to be independent with respect to the Company in accordance with the U.S. federal securities laws and the applicable rules and regulations of the Securities and Exchange Commission and the PCAOB.

We conducted our audits in accordance with the standards of the PCAOB. Those standards require that we plan and perform the audit to obtain reasonable assurance about whether the consolidated financial statements are free of material misstatement, whether due to error or fraud. The Company is not required to have, nor were we engaged to perform, an audit of its internal control over financial reporting. As part of our audits we are required to obtain an understanding of internal control over financial reporting but not for the purpose of expressing an opinion on the effectiveness of the Company's internal control over financial reporting. Accordingly, we express no such opinion.

Our audits included performing procedures to assess the risks of material misstatement of the consolidated financial statements, whether due to error or fraud, and performing procedures that respond to those risks. Such procedures included examining, on a test basis, evidence regarding the amounts and disclosures in the consolidated financial statements. Our audits also included evaluating the accounting principles used and significant estimates made by management, as well as evaluating the overall presentation of the consolidated financial statements. We believe that our audits provide a reasonable basis for our opinion.

We have served as the Company's auditor since 2015.

/s/ BDO USA, LLP

Troy, Michigan
May 27, 2020

DYNATRACE, INC.
CONSOLIDATED BALANCE SHEETS
(In thousands, except share data)

	March 31,	
	2019	2020
Assets		
Current assets:		
Cash and cash equivalents	\$ 51,314	\$ 213,170
Accounts receivable, net of allowance for doubtful accounts	115,431	157,058
Deferred commissions, current	27,705	38,509
Prepaid expenses and other current assets	18,768	61,188
Total current assets	213,218	469,925
Property and equipment, net	17,925	31,508
Goodwill	1,270,120	1,270,733
Other intangible assets, net	259,123	201,592
Deferred tax assets, net	10,678	20,460
Deferred commissions, non-current	31,545	39,736
Other assets	8,757	8,126
Total assets	\$ 1,811,366	\$ 2,042,080
Liabilities and shareholders' equity / member's deficit		
Current liabilities:		
Accounts payable	\$ 6,559	\$ 11,112
Accrued expenses, current	64,920	93,728
Current portion of long-term debt	9,500	—
Deferred revenue, current	272,772	384,060
Payable to related party	597,150	—
Total current liabilities	950,901	488,900
Deferred revenue, non-current	92,973	60,711
Accrued expenses, non-current	98,359	20,987
Deferred tax liabilities	47,598	—
Long-term debt, net of current portion	1,011,793	509,985
Total liabilities	2,201,624	1,080,583
Commitments and contingencies (Note 12)		
Shareholders' equity / member's deficit:		
Common shares, \$0.001 par value, 600,000,000 shares authorized, 280,853,040 shares issued and outstanding at March 31, 2020	—	281
Common units, no par value, 100 units authorized, issued and outstanding at March 31, 2019	—	—
Additional paid-in capital	(184,546)	1,573,347
Accumulated deficit	(176,002)	(594,026)
Accumulated other comprehensive loss	(29,710)	(18,105)
Total shareholders' equity / member's deficit	(390,258)	961,497
Total liabilities and shareholders' equity / member's deficit	\$ 1,811,366	\$ 2,042,080

See accompanying notes to consolidated financial statements

DYNATRACE, INC.
CONSOLIDATED STATEMENTS OF OPERATIONS
(In thousands, except per share data)

	Fiscal Year Ended March 31,		
	2018	2019	2020
Revenue:			
Subscription	\$ 257,576	\$ 349,830	\$ 487,817
License	98,756	40,354	12,686
Service	41,715	40,782	45,300
Total revenue	398,047	430,966	545,803
Cost of revenue:			
Cost of subscription	48,270	56,934	73,193
Cost of service	30,316	31,529	39,289
Amortization of acquired technology	17,948	18,338	16,449
Total cost of revenue	96,534	106,801	128,931
Gross profit	301,513	324,165	416,872
Operating expenses:			
Research and development	58,320	76,759	119,281
Sales and marketing	145,350	178,886	266,175
General and administrative	64,114	91,778	161,983
Amortization of other intangibles	50,498	47,686	40,280
Restructuring and other	4,990	1,763	1,092
Total operating expenses	323,272	396,872	588,811
Loss from operations	(21,759)	(72,707)	(171,939)
Interest expense, net	(35,220)	(69,845)	(45,397)
Other income (expense), net	5,204	2,641	(1,197)
Loss before income taxes	(51,775)	(139,911)	(218,533)
Income tax benefit (expense)	60,997	23,717	(199,491)
Net income (loss)	\$ 9,222	\$ (116,194)	\$ (418,024)
Net income (loss) per share:			
Basic and diluted	\$ 0.04	\$ (0.49)	\$ (1.58)
Weighted average shares outstanding:			
Basic and diluted	231,956	235,939	264,933

See accompanying notes to consolidated financial statements

DYNATRACE, INC.
CONSOLIDATED STATEMENTS OF COMPREHENSIVE INCOME (LOSS)
(In thousands)

	Fiscal Year Ended March 31,		
	2018	2019	2020
Net income (loss)	\$ 9,222	\$ (116,194)	\$ (418,024)
Other comprehensive (loss) income			
Foreign currency translation adjustment	(8,680)	(3,912)	4,982
Effect of reorganization	—	—	6,623
Total other comprehensive (loss) income	(8,680)	(3,912)	11,605
Comprehensive income (loss)	<u>\$ 542</u>	<u>\$ (120,106)</u>	<u>\$ (406,419)</u>

See accompanying notes to consolidated financial statements

DYNATRACE, INC.
CONSOLIDATED STATEMENTS OF SHAREHOLDERS' EQUITY / MEMBER'S DEFICIT
(In thousands)

	Common Shares		Additional Paid-In Capital	Accumulated Deficit	Accumulated Other Comprehensive Loss	Shareholders' Equity / Member's Deficit
	Shares	Amount				
Balance, March 31, 2017	—	\$ —	\$ (178,358)	\$ (69,030)	\$ (17,118)	\$ (264,506)
Foreign currency translation, net of tax					(8,680)	(8,680)
Transfers to related parties			(3,920)			(3,920)
Equity repurchases			(806)			(806)
Net income				9,222		9,222
Balance, March 31, 2018	—	\$ —	\$ (183,084)	\$ (59,808)	\$ (25,798)	\$ (268,690)
Foreign currency translation, net of tax					(3,912)	(3,912)
Transfers to related parties			(813)			(813)
Equity repurchases			(649)			(649)
Net loss				(116,194)		(116,194)
Balance, March 31, 2019	—	\$ —	\$ (184,546)	\$ (176,002)	\$ (29,710)	\$ (390,258)
Foreign currency translation, net of tax					4,982	4,982
Reclassification of related party payable upon reorganization			600,622			600,622
Issuance of common stock in connection with initial public offering, net of underwriters' discounts and commissions and issuance costs	38,873	39	585,258			585,297
Effect of reorganization	241,547	242	271,383		6,623	278,248
Contribution for taxes associated with reorganization			265,000			265,000
Restricted stock units vested	503	—				—
Restricted stock awards forfeited	(70)	—				—
Share-based compensation			35,786			35,786
Equity repurchases			(156)			(156)
Net loss				(418,024)		(418,024)
Balance, March 31, 2020	280,853	\$ 281	\$ 1,573,347	\$ (594,026)	\$ (18,105)	\$ 961,497

See accompanying notes to consolidated financial statements

DYNATRACE, INC.
CONSOLIDATED STATEMENTS OF CASH FLOWS
(In thousands)

	Fiscal Year Ended March 31,		
	2018	2019	2020
Cash flows from operating activities:			
Net income (loss)	\$ 9,222	\$ (116,194)	\$ (418,024)
Adjustments to reconcile net income (loss) to cash provided by (used in) operations:			
Depreciation	8,783	7,319	7,864
Amortization	73,455	72,792	58,457
Share-based compensation	22,294	71,151	222,478
Deferred income taxes	(73,196)	(34,214)	(59,276)
Other	400	(1,140)	6,129
Net change in operating assets and liabilities:			
Accounts receivable	(14,727)	17,979	(44,021)
Deferred commissions	(14,062)	(19,968)	(20,107)
Prepaid expenses and other assets	1,996	(12,401)	(39,737)
Accounts payable and accrued expenses	26,797	34,787	52,415
Deferred revenue	77,876	127,030	91,367
Net cash provided by (used in) operating activities	118,838	147,141	(142,455)
Cash flows from investing activities:			
Purchase of property and equipment	(11,606)	(7,377)	(19,721)
Capitalized software additions	(3,623)	(1,873)	(892)
Acquisitions, net of cash acquired	(11,302)	—	—
Net cash used in investing activities	(26,531)	(9,250)	(20,613)
Cash flows from financing activities:			
Proceeds from initial public offering, net of underwriters' discounts and commissions	—	—	590,297
Offering costs	—	—	(5,000)
Proceeds from term loans	—	1,120,000	—
Debt issuance costs	—	(16,288)	(866)
Repayment of term loans	—	(83,871)	(515,189)
Payments to related parties	(74,616)	(1,177,021)	—
Contribution for tax associated with reorganization	—	—	265,000
Equity repurchases	(885)	(649)	(156)
Installments related to acquisitions	—	(3,653)	(4,694)
Net cash (used in) provided by financing activities	(75,501)	(161,482)	329,392
Effect of exchange rates on cash and cash equivalents	2,827	(2,676)	(4,468)
Net increase (decrease) in cash and cash equivalents	19,633	(26,267)	161,856
Cash and cash equivalents, beginning of year	57,948	77,581	51,314
Cash and cash equivalents, end of year	\$ 77,581	\$ 51,314	\$ 213,170
Supplemental cash flow data:			
Cash paid for interest	\$ 38	\$ 40,969	\$ 39,568
Cash paid for tax, net	\$ 12,906	\$ 5,928	\$ 266,708
Noncash investing and financing activities:			
Installments due related to acquisition	\$ 8,488	\$ —	\$ —
Reclassification of related party payable upon reorganization	\$ —	\$ —	\$ 600,622
Transactions with related parties	\$ 35,168	\$ 14,263	\$ —
Modification of MIU Plan awards	\$ —	\$ —	\$ 278,248

See accompanying notes to consolidated financial statements

DYNATRACE, INC.
NOTES TO CONSOLIDATED FINANCIAL STATEMENTS

1. Description of the Business

Business

Dynatrace, Inc. ("Dynatrace", or the "Company") offers a software intelligence platform, purpose-built for multi-cloud environments. As enterprises embrace the cloud to effect their digital transformation, the Company's all-in-one intelligence platform is designed to address the growing complexity faced by technology and digital business teams. The Company's platform does so by utilizing artificial intelligence at its core and continuous automation to provide answers, not just data, about the performance of applications, the underlying hybrid cloud infrastructure, and the experience of its customers' users. The Company designed its software intelligence platform to allow its customers to modernize and automate IT operations, develop and release high quality software faster, and improve user experiences for better business outcomes.

Thoma Bravo ("TB"), a private equity investment firm, completed its acquisition of Compuware Corporation on December 15, 2014. Following the acquisition, Compuware Corporation was restructured following which Compuware Parent, LLC became the owner of Dynatrace Holding Corporation ("DHC"), under which the Compuware and Dynatrace businesses were separated, establishing Dynatrace as a standalone business. Following the corporate reorganization described below, Dynatrace became wholly owned by Dynatrace, Inc. (formerly Dynatrace Holdings LLC).

Fiscal Year

The Company's fiscal year ends on March 31. References to Fiscal 2020, for example, refer to the fiscal year ended March 31, 2020.

2. Significant Accounting Policies

Basis of Presentation and Consolidation

Prior to July 30, 2019, Dynatrace Holdings LLC, a Delaware limited liability company, was an indirect equity holder of DHC that indirectly and wholly owned Dynatrace, LLC. On July 31, 2019, Dynatrace Holdings LLC (i) converted into a Delaware corporation with the name Dynatrace, Inc. and (ii) through a series of corporate reorganization steps, became the parent company of DHC. Additionally, as part of the reorganization, two wholly owned subsidiaries of DHC, Compuware Corporation ("Compuware") and SIGOS LLC ("SIGOS"), were spun out from the corporate structure to the DHC shareholders. As a result of these transactions, DHC is a wholly owned indirect subsidiary of Dynatrace, Inc. These reorganization steps are collectively referred to as the "reorganization." In connection with the reorganization, the equity holders of Compuware Parent, LLC received 222,021,708 units of Dynatrace Holdings LLC in exchange for their equity interests in Compuware Parent, LLC based on the fair value of a unit of Dynatrace Holdings LLC on July 30, 2019, which was determined to be \$16.00 per unit by a committee of the board of managers of Dynatrace Holdings LLC, and all of the outstanding units of Dynatrace Holdings LLC then converted into shares of Dynatrace, Inc. Additionally, 19,525,510 units of Dynatrace Holdings LLC were issued upon exchange of Dynatrace, LLC Management Incentive Units ("MIUs") and Appreciation Units ("AUs") for a total of 241,547,218 outstanding units in Dynatrace Holdings LLC immediately prior to the closing of the Company's initial public offering ("IPO").

The reorganization was completed between entities that have been under common control since December 15, 2014. Therefore, these financial statements retroactively reflect DHC and Dynatrace, Inc. on a consolidated basis for the periods presented. The spin-offs of Compuware Corporation and SIGOS LLC from DHC have been accounted for retroactively as a change in reporting entity and accordingly, these financial statements exclude their accounts and results.

The consolidated financial statements have been prepared in accordance with accounting principles generally accepted in the United States of America ("U.S. GAAP"). All intercompany balances and transactions have been eliminated in the accompanying financial statements. The income tax amounts in the accompanying consolidated financial statements have been calculated based on a separate return methodology and presented as if the Company's operations were separate taxpayers in the respective jurisdictions.

As described in Note 17, prior to the reorganization the consolidated financial statements reflected the debt and debt service associated with subordinated demand promissory notes payable of DHC to a related party. The financial statements also reflect certain expenses incurred by the Company for certain functions including shared services for the periods prior to the reorganization, which are immaterial to these financial statements. These expenses were allocated to Dynatrace on the basis of direct usage when identifiable, and for resources indirectly used by Dynatrace. Allocations were based on a proportional cost allocation methodology to reflect estimated usage by Dynatrace. Management considers the allocation methodology and results to be reasonable for all periods presented. However, the financial information presented in these financial statements may not reflect the consolidated financial position, operating results and cash flows of Dynatrace had the Dynatrace business been a separate stand-alone entity during all of the periods presented. Actual costs that would have been incurred if Dynatrace had been a stand-alone company would depend on multiple factors, including organizational structure and strategic decisions made in various areas.

Initial Public Offering

On August 1, 2019, the Company completed its initial public offering (the "IPO"), in which it sold and issued 38,873,174 shares of common stock, inclusive of the underwriters' option to purchase additional shares that was exercised in full, at an issue price of \$16.00 per share. The Company received a total of \$622.0 million in gross proceeds from the offering, or approximately \$585.3 million in net proceeds after deducting approximately \$36.7 million for underwriting discounts, commissions and offering-related expenses.

The IPO also included the sale of 2.1 million shares of common stock, by selling stockholders, inclusive of the underwriters' option to purchase additional shares that was exercised in full. The Company did not receive any proceeds from the sale of common stock by the selling stockholders.

Prior to the closing of the IPO, the 241,547,218 outstanding units of Dynatrace Holdings, LLC were converted on a one-for-one basis into shares of common stock in accordance with the terms of the certificate of incorporation.

Follow-on Offerings by Selling Stockholders

On December 10, 2019, the Company completed a follow-on offering for the sale of 31,625,000 shares of common stock by selling stockholders, inclusive of the underwriters' option to purchase additional shares that was exercised in full, at an offering price of \$24.75 per share. The Company did not receive any proceeds from the sale of common stock by the selling stockholders.

On February 25, 2020, the Company completed a second follow-on offering for the sale of 25,000,000 shares of common stock by selling stockholders at an offering price of \$34.50 per share. The Company did not receive any proceeds from the sale of common stock by the selling stockholders.

Foreign Currency Translation

The reporting currency of the Company is the U.S. dollar ("USD"). The functional currency of the Company's principal foreign subsidiaries is the currency of the country in which each entity operates. Accordingly, assets and liabilities in the consolidated balance sheet have been translated at the rate of exchange at the balance sheet date, and revenues and expenses have been translated at average exchange rates prevailing during the period the transactions occurred. Translation adjustments have been

excluded from the results of operations and are reported as accumulated other comprehensive loss within the consolidated statements of shareholders' equity / member's deficit.

Transaction gains and losses generated by the effect of changes in foreign currency exchange rates on recorded assets and liabilities denominated in a currency different than the functional currency of the applicable entity are recorded in "Other income (expense), net" in the consolidated statements of operations.

Use of Estimates

The preparation of consolidated financial statements in accordance with GAAP requires management to make estimates and assumptions that affect the reported amounts of assets, liabilities, the disclosure of contingent assets and liabilities as of the date of the consolidated financial statements, and the reported amounts of revenue and expenses during the reporting period. Management periodically evaluates such estimates and assumptions for continued reasonableness. In particular, the Company makes estimates with respect to the stand-alone selling price for each distinct performance obligation in customer contracts with multiple performance obligations, the uncollectible accounts receivable, the fair value of tangible and intangible assets acquired, and liabilities assumed in a business combination, valuation of long-lived assets, equity-based compensation expense and income taxes, among other things. Appropriate adjustments, if any, to the estimates used are made prospectively based upon such periodic evaluation. Actual results could differ from those estimates.

The World Health Organization declared in March 2020 that the recent outbreak of the coronavirus disease named COVID-19 constitutes a pandemic. The extent of the impact of COVID-19 on the Company's operational and financial performance will depend on certain developments, including the duration and spread of the outbreak and impact on the Company's customers and its sales cycles, which are uncertain and cannot be predicted. As of the date of issuance of the financial statements, the Company is not aware of any specific event or circumstance that would require an update to its estimates, judgments or revise the carrying value of its assets or liabilities. These estimates may change, as new events occur and additional information is obtained, and are recognized in the consolidated financial statements as soon as they become known. Actual results could differ from those estimates and any such differences may be material to our financial statements.

Segment Information

The Company operates as one operating segment. The Company's chief operating decision maker is its chief executive officer, who reviews financial information presented on a consolidated basis, for purposes of making operating decisions, assessing financial performance and allocating resources.

Business Combinations

When the Company acquires a business, management allocates the purchase price to the net tangible and identifiable intangible assets acquired. Any residual purchase price is recorded as goodwill. The allocation of the purchase price requires management to make significant estimates in determining the fair values of assets acquired and liabilities assumed, especially with respect to intangible assets. These estimates can include but are not limited to, the cash flows that an asset is expected to generate in the future, the appropriate weighted average cost of capital and the cost savings expected to be derived from acquiring an asset.

Deferred Offering Costs

Deferred offering costs consist primarily of legal, accounting, printer, and other direct fees and costs related to the Company's initial public offering. Prior to the IPO, all deferred offering costs were capitalized in "Prepaid expenses and other current assets" in the consolidated balance sheets. After the IPO, all deferred offering costs were reclassified into shareholders' equity as a reduction of the IPO

proceeds in the consolidated balance sheets. At March 31, 2019, the Company had capitalized \$1.6 million of offering costs which are included in "Prepaid expenses and other current assets" in the consolidated balance sheets. During the year ended March 31, 2020, the Company completed its IPO and reclassified \$5.0 million of offering costs into shareholders' equity.

Revenue Recognition

The Company elected to early adopt Accounting Standards Codification Topic 606 ("ASC 606"), Revenue from Contracts with Customers, effective April 1, 2018, using the full retrospective transition method. Under this method, the Company is presenting the consolidated financial statements for the year ended March 31, 2018 as if ASC 606 had been effective for that period. The Company applied a practical expedient not to disclose the amount of the transaction price allocated to the remaining performance obligations for contracts with an original expected duration of one year or less.

The Company sells software licenses, subscriptions, maintenance and support, and professional services together in contracts with its customers, which include end-customers and channel partners. The Company's software license agreements provide customers with a right to use software perpetually or for a defined term. As required under applicable accounting principles, the goods and services that the Company promises to transfer to a customer are accounted for separately if they are distinct from one another. Promised items that are not distinct are bundled as a combined performance obligation. The transaction price is allocated to the performance obligations based on the relative estimated standalone selling prices of those performance obligations.

In accordance with ASC 606, revenue is recognized when a customer obtains control of promised goods or services. The amount of revenue recognized reflects the consideration the Company expects to be entitled to receive in exchange for these goods or services.

The Company determines revenue recognition through the following steps:

1. Identification of the contract, or contracts, with a customer

The Company considers the terms and conditions of the contract in identifying the contracts. The Company determines a contract with a customer to exist when the contract is approved, each party's rights regarding the services to be transferred can be identified, the payment terms for the services can be identified, it has been determined the customer has the ability and intent to pay, and the contract has commercial substance. At contract inception, the Company will evaluate whether two or more contracts should be combined and accounted for as a single contract and whether the combined or single contract includes more than one performance obligation. The Company applies judgment in determining the customer's ability and intent to pay, which is based on a variety of factors, including the customer's historical payment experience or, in the case of a new customer, credit, and financial information pertaining to the customer.

2. Identification of the performance obligations in the contract

Performance obligations promised in a contract are identified based on the services and the products that will be transferred to the customer that are both capable of being distinct, whereby the customer can benefit from the service either on its own or together with other resources that are readily available from third parties or from the Company, and are distinct in the context of the contract, whereby the transfer of the services and the products is separately identifiable from other promises in the contract. The Company's performance obligations consist of (i) software licenses, (ii) subscription services, (iii) maintenance and support for software licenses, and (iv) professional services.

3. Determination of the transaction price

The transaction price is determined based on the consideration to which the Company expects to be entitled in exchange for transferring services to the customer. Variable consideration is included in the transaction price if, in the Company's judgment, it is probable that a significant future reversal of cumulative revenue under the contract will not occur. The Company's contracts do not contain a significant financing component.

4. Allocation of the transaction price to the performance obligations in the contract

If the contract contains a single performance obligation, the entire transaction price is allocated to the single performance obligation. Contracts that contain multiple performance obligations require an allocation of the transaction price to each performance obligation based on a relative standalone selling price ("SSP") for arrangements not including software licenses or subscription services. The Company has determined that its pricing for software licenses and subscription services is highly variable and therefore allocates the transaction price to those performance obligations using the residual approach.

5. Recognition of revenue when, or as a performance obligation is satisfied

Revenue is recognized at the time the related performance obligation is satisfied by transferring the control of the promised service to a customer. Revenue is recognized when control of the service is transferred to the customer, in an amount that reflects the consideration that the Company expects to receive in exchange for those services.

Subscription

Subscription revenue relates to performance obligations for which the Company recognizes revenue over time as control of the product or service is transferred to the customer. Subscription revenue includes arrangements that permit customers to access and utilize the Company's hosted software delivered on a software-as-a-service ("SaaS") basis, term-based and perpetual licenses of the Company's Dynatrace Software, as well as maintenance. The when-and-if available updates of the Dynatrace Software, which are part of the maintenance agreement, are critical to the continued utility of the Dynatrace Software; therefore, the Company has determined the Dynatrace Software and the related when-and-if available updates to be a combined performance obligation. Accordingly, when Dynatrace Software is sold under a term-based license, the revenue associated with this combined performance obligation is recognized ratably over the license term as maintenance is included for the duration of the license term. The Company has determined that perpetual licenses of Dynatrace Software provide customers with a material right to acquire additional goods or services that they would not receive without entering into the initial contract as the renewal option for maintenance services allows the customer to extend the utility of the Dynatrace Software without having to again make the initial payment of the perpetual software license fee. The associated material right is deferred and recognized ratably over the term of the expected optional maintenance renewals.

Subscription revenue also includes maintenance services relating to the Company's Classic offerings as that revenue is recognized over time given that our obligation is a stand-ready obligation to provide customer support and when-and-if available updates to the Classic software as well as certain other stand-ready obligations.

License

License revenue relates to performance obligations for which the Company recognizes revenue at the point that the license is transferred to the customer. License revenue includes these perpetual and term-based licenses that relate to the Company's Classic offerings ("Classic Software Licenses"), which are focused on traditional customer approaches to building, operating and monitoring software in less dynamic environments. The Company requires customers purchasing perpetual licenses of Classic

Software and Dynatrace Software, as defined below, to also purchase maintenance services covering at least one year from the beginning of the perpetual license. The Company has determined that the Classic Software Licenses and the related maintenance services are separate performance obligations with different patterns of recognition. Revenue from Classic Software Licenses is recognized upon delivery of the license. Revenue from maintenance is recognized over the period of time of the maintenance agreement and is included in "Subscription".

Service

The Company offers implementation, consulting and training services for the Company's software solutions and SaaS offerings. Services fees are generally based on hourly rates. Revenues from services are recognized in the period the services are performed, provided that collection of the related receivable is reasonably assured.

Deferred commissions

Deferred sales commissions earned by the Company's sales force are considered incremental and recoverable costs of obtaining a contract with a customer. Sales commissions for new contracts are deferred and then amortized on a straight-line basis over a period of benefit which the Company has estimated to be three years. The period of benefit has been determined by taking into consideration the duration of customer contracts, the life of the technology, renewals of maintenance and other factors. Sales commissions for renewal contracts are deferred and then amortized on a straight-line basis over the related contractual renewal period. Amortization expense is included in "Sales and marketing" expenses on the consolidated statements of operations.

The Company periodically reviews these deferred costs to determine whether events or changes in circumstances have occurred that could impact the period of benefit of these deferred commissions. There were no impairment losses recorded during the periods presented.

Deferred revenue

Deferred revenue consists primarily of billed subscription and maintenance fees related to the future service period of subscription and maintenance agreements in effect at the reporting date. Deferred licenses are also included in deferred revenue for those billed arrangements that are being recognized over time. Short-term deferred revenue represents the unearned revenue that will be earned within twelve months of the balance sheet date; whereas, long-term deferred revenue represents the unearned revenue that will be earned after twelve months from the balance sheet date.

Payment terms

Payment terms and conditions vary by contract type, although the Company's terms generally include a requirement of payment within 30 to 60 days. In instances where the timing of revenue recognition differs from the timing of payment, the Company has determined that its contracts do not include a significant financing component. The primary purpose of invoicing terms is to provide customers with simplified and predictable ways of purchasing products and services, not to receive financing from customers or to provide customers with financing.

Contract modification

Contract modifications are assessed to determine (i) if the additional goods and services are distinct from the goods and services in the original arrangement and (ii) if the amount of the consideration expected for the added goods and services reflects the stand-alone selling price of those goods and services, as adjusted for contract-specific circumstances. A contract modification meeting both criteria is accounted for as a separate contract. A contract modification not meeting both criteria is considered a change to the original contract, which the Company accounts for on a prospective basis as a termination for contract specific circumstances. The Company's additional goods and services offered have historically

been distinct. If such additional goods and services reflect their stand-alone selling price, the Company accounts for the modification as a separate contract. If such additional goods and services do not reflect their stand-alone selling price, the Company accounts for the modification prospectively as a termination of the existing contract and the creation of a new contract.

Cost of Revenues

Cost of subscription

Cost of subscription revenue includes all direct costs to deliver the Company's subscription products including salaries, benefits, share-based compensation and related expenses such as employer taxes, allocated overhead for facilities, IT, third-party hosting fees related to the Company's cloud services, and amortization of internally developed capitalized software technology. The Company recognizes these expenses as they are incurred.

Cost of service

Cost of service revenue includes salaries, benefits, share-based compensation and related expenses such as employer taxes for our services organization, allocated overhead for depreciation of equipment, facilities and IT, and amortization of acquired intangible assets. The Company recognizes expense related to its services organization as they are incurred.

Amortization of Acquired Technology

Amortization of acquired technology includes amortization expense for technology acquired in business combinations.

Research and Development

Research and development ("R&D") costs, which primarily include the cost of programming personnel, including share-based compensation, amounted to \$58.3 million, \$76.8 million, and \$119.3 million during the years ended March 31, 2018, 2019, and 2020, respectively. R&D costs related to the Company's software solutions are reported as "Research and development" in the consolidated statements of operations.

Advertising

Advertising costs are expensed as incurred and are included in "Sales and marketing" expense in the consolidated statements of operations. Advertising expense was \$1.8 million, \$2.1 million, and \$5.7 million during the years ended March 31, 2018, 2019, and 2020, respectively.

Leases

The Company primarily leases facilities under operating leases. For leases that contain rent escalation or rent concession provisions, rent expense is recorded on a straight-line basis over the term of the lease. The difference between the rent paid and the straight-line rent expense is recorded as current and non-current deferred rent liability, as appropriate on the consolidated balance sheets. Rent expense, exclusive of sublease income, for operating leases was \$8.7 million, \$11.3 million, and \$14.0 million for the years ended March 31, 2018, 2019, and 2020, respectively. Sublease income was \$2.5 million, \$4.3 million, and \$4.5 million for the years ended March 31, 2018, 2019, and 2020, respectively.

Restructuring Expense

The Company defines restructuring expense as costs directly associated with exit or disposal activities. Such costs include employee severance and termination benefits, contract termination fees and penalties, and other exit or disposal costs. In general, the Company records involuntary employee-related exit and disposal costs when there is a substantive plan for employee severance and related costs are

probable and estimable. For one-time termination benefits (i.e., no substantive plan) and employee retention costs, expense is recorded when the employees are entitled to receive such benefits and the amount can be reasonably estimated. Contract termination fees and penalties and other exit and disposal costs are generally recorded when incurred.

Concentration of Credit Risk

Financial instruments that potentially subject the Company to concentrations of credit risk consist of cash and cash equivalents and accounts receivable. The Company maintains its cash in bank deposit accounts that, at times, may exceed federally insured limits. There is presently no concentration of credit risk for customers as no individual entity represented more than 10% of the balance in accounts receivable as of March 31, 2018, 2019, and 2020 or 10% of revenue for the years ended March 31, 2018, 2019, and 2020.

Cash and Cash Equivalents

All highly-liquid investments with a maturity of three months or less when purchased are considered cash and cash equivalents.

Accounts Receivable and Allowance for Doubtful Accounts

The Company continuously assesses the collectability of outstanding customer invoices and in doing so, assesses the need to maintain an allowance for estimated losses resulting from the non-collection of customer receivables. In estimating this allowance, the Company considers factors such as: historical collection experience, a customer's current creditworthiness, customer concentrations, age of outstanding balances, both individually and in the aggregate, and existing economic conditions. Actual customer collections could differ from the Company's estimates. Allowance for doubtful accounts totaled \$3.4 million and \$3.1 million, and is classified as "Accounts receivable, net of allowance for doubtful accounts" in the consolidated balance sheets as of March 31, 2019, and 2020, respectively.

Property and Equipment, net

The Company states property and equipment, net, at the acquisition cost less accumulated depreciation. Depreciation is recorded using the straight-line method over the estimated useful lives of the related assets. Leasehold improvements are depreciated over the shorter of the useful lives of the assets or the related lease. The following table presents the estimated useful lives of the Company's property and equipment:

Computer equipment and software	3 - 5 years
Furniture and fixtures	5 - 10 years
Leasehold improvements	Shorter of the useful life of the asset or the lease term

Property and equipment are reviewed for impairment whenever events or circumstances indicate their carrying value may not be recoverable. When such events or circumstances arise, an estimate of future undiscounted cash flows produced by the asset, or the appropriate grouping of assets, is compared to the asset's carrying value to determine if an impairment exists. If the asset is determined to be impaired, the impairment loss is measured based on the excess of its carrying value over its fair value. Assets to be disposed of are reported at the lower of carrying value or net realizable value. There was no impairment of property and equipment during the years ended March 31, 2018, 2019, and 2020.

Goodwill and Other Intangible Assets

The Company's goodwill and intangible assets primarily relate to the push-down of such assets relating to Thoma Bravo's December 15, 2014 acquisition of Compuware Corporation based on their relative fair values at the date of acquisition.

Goodwill represents the excess of the purchase price of an acquired business over the fair value of the underlying net tangible and intangible assets. Goodwill is evaluated for impairment annually in the fourth quarter of the Company's fiscal year, and whenever events or changes in circumstances indicate the carrying value of goodwill may not be recoverable. Triggering events that may indicate impairment include, but are not limited to, a significant adverse change in customer demand or business climate that could affect the value of goodwill or a significant decrease in expected cash flows. Since the Company's acquisition by Thoma Bravo through March 31, 2020, the Company did not have any goodwill impairment.

Intangible assets consist primarily of customer relationships, developed technology, trade names and trademarks, all of which have a finite useful life, as well as goodwill. Intangible assets are amortized based on either the pattern in which the economic benefits of the intangible assets are estimated to be realized or on a straight-line basis, which approximates the manner in which the economic benefits of the intangible asset will be consumed.

Capitalized Software

The Company's capitalized software includes the costs of internally developed software technology and software technology purchased through acquisition. Internally developed software technology consists of development costs associated with software products to be sold ("software products") and internal use software associated with hosted software.

Costs associated with the development of software technology are expensed prior to the establishment of technological feasibility and capitalized thereafter until the related software technology is available for general release to customers. Technological feasibility is established when management has authorized and committed to funding a project and it is probable that the project will be completed, and the software will be used to perform the function intended. For internal use software, capitalization begins during the application development stage. The Company capitalized \$3.6 million, \$1.9 million, and \$0.9 million for internally developed software technology during the years ended March 31, 2018, 2019, and 2020, respectively, and is recorded within "Other intangible assets, net" in the consolidated balance sheets.

The amortization of capitalized software technology is computed on a project-by-project basis. The annual amortization is the greater of the amount computed using (a) the ratio of current gross revenues compared with the total of current and anticipated future revenues for the software technology or (b) the straight-line method over the remaining estimated economic life of the software technology, including the period being reported on. Amortization begins when the software technology is available for general release to customers. The amortization period for capitalized software is generally three to five years. Amortization of internally developed capitalized software technology is \$5.0 million, \$6.8 million, and \$1.7 million during the years ended March 31, 2018, 2019, and 2020, respectively, and is recorded within "Cost of subscription" in the consolidated statements of operations.

Impairment of Long-lived Assets

Long-lived assets, including amortized intangibles, are reviewed for impairment whenever events or changes in circumstances indicate that the carrying amount of an asset may not be recoverable. If circumstances require a long-lived asset be tested for possible impairment, the Company first compares undiscounted cash flows expected to be generated by an asset to the carrying value of the asset. If the carrying value of the long-lived asset is not recoverable on an undiscounted cash flow basis, impairment is recognized to the extent that the carrying value exceeds its fair value. Fair value is estimated by the Company using discounted cash flows and other market-related valuation models, including earnings multiples and comparable asset market values. If circumstances change or events occur to indicate that the Company's fair market value has fallen below book value, the Company will compare the estimated fair value of long-lived assets (including goodwill) to its book value. If the book value exceeds the estimated fair value, the Company will recognize the difference as an impairment loss in the consolidated

statements of operations. The Company did not incur any impairment losses during the years ended March 31, 2018, 2019, and 2020.

Income Taxes

The Company accounts for income taxes under the asset and liability method, which requires the recognition of deferred tax assets and liabilities for the expected future tax consequences of events that have been included in the financial statements. Under this method, deferred tax assets and liabilities are determined based on the differences between the financial statements and tax bases of assets and liabilities and net operating loss and credit carryforwards using enacted tax rates in effect for the year in which the differences are expected to reverse. The effect of a change in tax rates on deferred tax assets and liabilities is recognized in the period that includes the enactment date. The Company has the ability to permanently reinvest any earnings in its foreign subsidiaries and therefore does not recognize any deferred tax liabilities that arise from outside basis differences in its investment in subsidiaries.

The Company records net deferred tax assets to the extent it believes these assets will more likely than not be realized. These deferred tax assets are subject to periodic assessments as to recoverability and if it is determined that it is more likely than not that the benefits will not be realized, valuation allowances are recorded which would reduce deferred tax assets. In making such determination, the Company considers all available positive and negative evidence, including future reversals of existing taxable temporary differences, projected future taxable income, tax planning strategies and recent financial operations.

Interest and penalties related to uncertain income tax positions are included in the income tax provision.

Fair Value of Assets and Liabilities

Assets and liabilities recorded at fair value in the financial statements are categorized based upon the level of judgment associated with the inputs used to measure their fair value. Hierarchical levels which are directly related to the amount of subjectivity associated with the inputs to the valuation of these assets or liabilities are as follows:

- Level 1: Observable inputs that reflect quoted prices for identical assets or liabilities in active markets;
- Level 2: Observable inputs, other than Level 1 prices, such as quoted prices for similar assets or liabilities, quoted prices in markets that are not active or other inputs that are observable or can be corroborated by observable market data for substantially the full term of the assets or liabilities; and
- Level 3: Unobservable inputs reflecting the Company's own assumptions incorporated in valuation techniques used to determine fair value. These assumptions are required to be consistent with market participant assumptions that are reasonably available.

The Company's carrying amounts of financial instruments, including cash and cash equivalents, accounts receivable, accounts payable, and other current liabilities approximate their fair values due to their short maturities.

Share-based Compensation

Prior to the IPO, certain employees were granted management incentive units and appreciation units which made a holder eligible to participate in distributions of cash, property, or securities of Compuware Parent LLC made in respect of the Company (whether by way of dividend, repurchase, recapitalization, or otherwise). In the event the employee was no longer employed by the Company, including due to a change in control, as defined, all the MIUs and AUs were subject to a repurchase

arrangement, at the discretion of the Company, Compuware Parent LLC, or Thoma Bravo and certain Thoma Bravo affiliated funds that held equity in Compuware Parent LLC (collectively, "TB"). There were no distributions during the years ended March 31, 2018, 2019, and 2020. The MIUs and AUs were settled in cash and were accounted for as liability-based awards. Liabilities for awards under these plans were required to be measured at fair value at each reporting date until the date of settlement. The fair value of the equity units underlying the MIUs and AUs was determined by the board of managers as there was no public market for the equity units. The board of managers determined the fair value of the Company's equity units by considering a number of objective and subjective factors including: the valuation of comparable companies, the Company's operating and financial performance, the lack of liquidity of common stock, and general and industry specific economic outlook, amongst other factors. The liability for these share-based awards was recorded in "Accrued expenses, non-current" on the consolidated balance sheets for the year ended March 31, 2019. In connection with the reorganization during the second quarter of fiscal 2020, the Company converted all outstanding MIUs and AUs into common stock, restricted stock, or restricted stock units ("RSUs") of Dynatrace, Inc.

After the IPO, the Company uses the publicly quoted price as reported on the New York Stock Exchange as the fair value of its common stock. The Company measures the cost of employee services received in exchange for an award of equity instruments, including stock options, restricted stock, RSUs, and the purchase rights under the employee stock purchase plan (the "ESPP"), based on the estimated grant-date fair value of the award. The fair value is recognized as an expense following the straight-line attribution method over the requisite service period of the entire award for stock options, restricted stock, and RSUs; and over the offering period for the purchase rights issued under the ESPP.

The Company calculates the fair value of stock options and the purchase rights under the ESPP using the Black-Scholes option-pricing model. This requires the input of assumptions, including the fair value of the Company's underlying common stock, the expected term of stock options and purchase rights, the expected volatility of the price of the Company's common stock, risk-free interest rates, and the expected dividend yield of the Company's common stock. The assumptions used in the Company's option-pricing model represent its best estimates. These estimates involve inherent uncertainties and the application of management's judgment. If factors change and different assumptions are used, the Company's stock-based compensation expense could be materially different in the future. The resulting fair value, net of actual forfeitures, is recognized on a straight-line basis over the period during which an employee is required to provide service in exchange for the award.

Excess tax benefits of awards related to awards exercises are recognized as an income tax benefit in the income statement and reflected in operating activities in the statement of cash flows. Share-based compensation cost that has been included in income from continuing operations amounted to \$22.3 million, \$71.2 million, and \$222.5 million for the years ended March 31, 2018, 2019, and 2020. The total income tax benefit recognized in the consolidated statements of operations for share-based compensation arrangements was \$0.7 million, \$4.8 million, and zero for the years ended March 31, 2018, 2019, and 2020, respectively.

Net Income (Loss) Per Share

Basic net income (loss) per share attributable to common shareholders is calculated by dividing the net income (loss) attributable to common shareholders for the period by the weighted-average number of common shares outstanding during the period, without consideration of potentially dilutive securities. Diluted net income (loss) per share includes the dilutive effect of common share equivalents and is calculated using the weighted-average number of common shares and the common share equivalents outstanding during the reporting period. An anti-dilutive impact is an increase in net income per share or a reduction in net loss per share resulting from the conversion, exercise, or contingent issuance of certain securities. For the years ended March 31, 2018, 2019, and 2020, basic and diluted net income (loss) per share have been retroactively adjusted to reflect the reorganization transactions described in Note 2.

Reclassification

Certain reclassifications of prior period amounts have been made in the Company's consolidated balance sheets and notes to the consolidated financial statements to conform to the current period presentation. These reclassifications had no effect on the reported results of operations.

Recently Issued Accounting Pronouncements

In February 2016, the FASB issued ASU 2016-02, Leases (Topic 842). The amendments supersede current lease requirements in Topic 840 which require lessees to recognize most leases on their balance sheets as lease liabilities with corresponding right-of-use assets. The objective of Topic 842 is to establish the principles that lessees and lessors shall apply to report useful information to users of financial statements about the amount, timing, and uncertainty of cash flows arising from a lease. This new guidance is effective for public companies for annual reporting periods beginning after December 15, 2018, and interim periods within those periods, except for emerging growth companies who may elect to adopt the standard for annual reporting periods beginning after December 15, 2019. In July 2018, the FASB issued ASU 2018-11, Leases (Topic 842): Targeted Improvements that allows entities to recognize a cumulative-effect adjustment to the opening balance of retained earnings in the period of adoption. The Company plans to elect this new transition guidance upon adoption of the standard on April 1, 2020. The Company will use the package of practical expedients which allows Dynatrace to not (1) reassess whether any expired or existing contracts are considered or contain leases; (2) reassess the lease classification for any expired or existing leases; and (3) reassess the initial direct costs for any existing leases. The Company expects that this standard will have a material effect on its consolidated balance sheets. While the Company continues to assess all of the effects of adoption, the Company currently believes the most significant effects relate to the recognition of new right-of-use assets and lease liabilities on the balance sheet for the Company's office space operating leases. The right-of-use assets and corresponding lease liabilities will be based on the present value of future minimum lease payments. The adoption is not expected to have a material impact on the consolidated statements of operations.

In June 2016, the FASB issued ASU 2016-13, Financial Instruments – Credit Losses (Topic 326): Measurement of Credit Losses on Financial Instruments, which replaces the existing incurred loss impairment model with an expected credit loss model and requires a financial asset measured at amortized cost to be presented at the net amount expected to be collected. ASU 2016-13 is effective for annual periods, and interim periods within those years, beginning after December 15, 2019. The Company does not expect the standard to have a material impact on its consolidated financial statements.

In August 2018, the FASB issued ASU 2018-15, Customer's Accounting for Implementation Costs Incurred in a Cloud Computing Arrangement That Is a Service Contract; Disclosures for Implementation Costs Incurred for Internal-Use Software and Cloud Computing Arrangements, which aligns the accounting for implementation costs incurred in a hosting arrangement that is a service contract with the accounting for implementation costs incurred to develop or obtain internal-use software under ASC 350-40, in order to determine which costs to capitalize and recognize as an asset. ASU 2018-15 is effective for annual periods, and interim periods within those years, beginning after December 15, 2020, and can be applied either prospectively to implementation costs incurred after the date of adoption or retrospectively to all arrangements. The Company is currently evaluating the effects the standard will have on its consolidated financial statements.

In December 2019, the FASB issued ASU 2019-12, Income Taxes (Topic 740): Simplifying the Accounting for Income Taxes, which removes certain exceptions for investments, intraperiod allocations and interim calculations, and adds guidance to reduce complexity in accounting for income taxes. ASU 2019-12 is effective for annual periods, and interim periods within those years, beginning after December 15, 2020. The Company is currently evaluating the effects the standard will have on its consolidated financial statements.

3. Revenue Recognition

Disaggregation of Revenue

The following table is a summary of the Company's total revenues by geographic region (in thousands, except percentages):

	Fiscal Year Ended March 31,					
	2018		2019		2020	
	Amount	%	Amount	%	Amount	%
North America	\$ 232,521	58%	\$ 248,012	57%	\$ 318,299	58%
Europe, Middle East and Africa	111,295	28%	125,615	29%	150,418	28%
Asia Pacific	39,275	10%	45,563	11%	60,418	11%
Latin America	14,956	4%	11,776	3%	16,668	3%
Total revenue	<u>\$ 398,047</u>		<u>\$ 430,966</u>		<u>\$ 545,803</u>	

For the years ended March 31, 2018, 2019, and 2020, the United States was the only country that represented more than 10% of the Company's revenues in any period, constituting \$216.6 million and 54%, \$233.3 million and 54% and \$299.5 million and 55% of total revenue, respectively.

Deferred Commissions

The following table represents a rollforward of the Company's deferred commissions (in thousands):

	Fiscal Year Ended March 31,		
	2018	2019	2020
Beginning balance	\$ 25,219	\$ 39,282	\$ 59,250
Additions to deferred commissions	30,835	43,212	54,969
Amortization of deferred commissions	(16,772)	(23,244)	(35,974)
Ending Balance	<u>\$ 39,282</u>	<u>\$ 59,250</u>	<u>\$ 78,245</u>
Deferred commissions, current	18,763	27,705	38,509
Deferred commissions, non-current	20,519	31,545	39,736
Total deferred commissions	<u>\$ 39,282</u>	<u>\$ 59,250</u>	<u>\$ 78,245</u>

Deferred Revenue

Revenue recognized from amounts included in deferred revenue as of March 31, 2017 was \$169.2 million during the year ended March 31, 2018. Revenue recognized from amounts included in deferred revenue as of March 31, 2018 was \$211.4 million during the year ended March 31, 2019. Revenue recognized from amounts included in deferred revenue as of March 31, 2019 was \$274.7 million during the year ended March 31, 2020.

Remaining Performance Obligations

As of March 31, 2020, the aggregate amount of the transaction price allocated to remaining performance obligations was \$859.7 million, which consists of both billed consideration in the amount of \$444.8 million and unbilled consideration in the amount of \$414.9 million that the Company expects to recognize as subscription and service revenue. The Company expects to recognize 58% of this amount as revenue in the year ended March 31, 2021 and 99% of this amount as revenue over the three years ending March 31, 2023 with the remaining 1% recognized thereafter.

4. Business Combinations

In November 2017, the Company completed the acquisition of Qumram AG (Qumram), a Swiss company whose technology allows organizations to gain insight into user behavior and enhance customer experience by recording, analyzing and visually replaying user sessions, for an aggregate purchase price of \$20.8 million. Total cash consideration net of cash acquired was \$11.3 million. The Company recorded a payment obligation of \$8.5 million, of which \$4.8 million was classified as "Accrued expenses, current" in its consolidated balance sheet for the year ended March 31, 2019 and no purchase obligations are outstanding as of March 31, 2020. Of the total purchase price, \$1.7 million was allocated to acquired technology and an immaterial amount to net tangible assets acquired, with the excess \$18.7 million of the purchase price over the fair value of net tangible and intangible assets acquired recorded as goodwill. The Company also recognized transaction costs of approximately \$0.2 million, which are included in "General and administrative" expense in its consolidated statement of operations for the year ended March 31, 2018. The acquired technology has an estimated useful life of 6 years and is recorded within "Other intangible assets, net" in the consolidated balance sheets. The acquisition has been accounted for as a business combination under the acquisition method. Goodwill generated from the acquisition is attributable to expected synergies from future growth and potential future monetization opportunities, and is not deductible for tax purposes. Pro forma revenue and results of operations have not been presented because the historical results of Qumram were not material to the Company's consolidated financial statements in any period presented.

5. Prepaid Expenses and Other Current Assets

Prepaid expenses and other current assets consisted of the following (in thousands):

	March 31,	
	2019	2020
Prepaid expenses	\$ 13,334	\$ 13,189
Income taxes refundable	4,078	47,489
Other	1,356	510
Prepaid expenses and other current assets	<u>\$ 18,768</u>	<u>\$ 61,188</u>

6. Property and Equipment, Net

The following table summarizes, by major classification, the components of property and equipment (in thousands):

	March 31,	
	2019	2020
Computer equipment and software	\$ 37,745	\$ 19,550
Furniture and fixtures	6,701	7,679
Leasehold improvements	11,741	21,562
Other	1,260	3,111
Total property and equipment	<u>57,447</u>	<u>51,902</u>
Less: accumulated depreciation and amortization	<u>(39,522)</u>	<u>(20,394)</u>
Property and equipment, net	<u>\$ 17,925</u>	<u>\$ 31,508</u>

Depreciation and amortization of property and equipment totaled \$8.8 million, \$7.3 million, and \$7.9 million for the years ended March 31, 2018, 2019, and 2020, respectively.

7. Goodwill and Other Intangible Assets, Net

Changes in the carrying amount of goodwill on a consolidated basis for fiscal 2020 consist of the following (in thousands):

	March 31, 2020
Balance, beginning of year	\$ 1,270,120
Foreign currency impact	613
Balance, end of year	<u>\$ 1,270,733</u>

Other intangible assets, net excluding goodwill consist of the following (in thousands):

	Weighted Average Useful Life (in months)	March 31,	
		2019	2020
Capitalized software	107	\$ 188,608	\$ 189,554
Customer relationships	120	351,555	351,555
Trademarks and tradenames	120	55,003	55,003
Total intangible assets		595,166	596,112
Less: accumulated amortization		(336,043)	(394,520)
Total other intangible assets, net		<u>\$ 259,123</u>	<u>\$ 201,592</u>

Amortization of other intangible assets totaled \$73.5 million, \$72.8 million, and \$58.5 million for the years ended March 31, 2018, 2019, and 2020, respectively.

As of March 31, 2020, the estimated future amortization expense of the Company's other intangible assets in the table above is as follows (in thousands):

	Fiscal Year Ended March 31,				
	2021	2022	2023	2024	2025
Capitalized software	\$ 17,195	\$ 15,938	\$ 15,584	\$ 15,277	\$ 10,621
Customer relationships	29,243	24,660	20,794	17,534	10,473
Trademarks and tradenames	5,501	5,501	5,501	4,753	3,017
Total amortization	<u>\$ 51,939</u>	<u>\$ 46,099</u>	<u>\$ 41,879</u>	<u>\$ 37,564</u>	<u>\$ 24,111</u>

8. Income Taxes

Income Tax Provision

Loss before income taxes and the income tax (expense) benefit include the following (in thousands):

	Fiscal Year Ended March 31,		
	2018	2019	2020
Domestic	\$ (64,391)	\$ (163,385)	\$ (245,177)
Foreign	12,616	23,474	26,644
Total	<u>\$ (51,775)</u>	<u>\$ (139,911)</u>	<u>\$ (218,533)</u>

The income tax provision includes the following (in thousands):

	Fiscal Year Ended March 31,		
	2018	2019	2020
Income tax (benefit) expense			
Federal	\$ (393)	\$ 3,213	\$ 198,307
State	1,198	575	47,992
Foreign	11,638	5,920	12,468
Total current tax position	12,443	9,708	258,767
Federal	(72,336)	(29,021)	(50,086)
State	(990)	(5,464)	(5,839)
Foreign	(114)	1,060	(3,351)
Total deferred tax provision	(73,440)	(33,425)	(59,276)
Total income tax (benefit) expense	\$ (60,997)	\$ (23,717)	\$ 199,491

The Company's income tax benefit of \$61.0 million for the year ended March 31, 2018 differed from the amount computed on pre-tax income at the U.S. federal blended rate of 31.5% primarily due to the enactment of the Tax Cuts and Jobs Act ("TCJA"). The Company recognized a tax benefit of \$50.0 million from revaluing U.S. net deferred tax liabilities to the reduced U.S. federal income tax rate of 21.0%. The Transition Tax had no impact on the Company's income tax provision.

The Company's income tax benefit of \$23.7 million for the year ended March 31, 2019 differed from the amount computed on pre-tax loss at the U.S. federal income tax rate of 21.0% primarily because of non-deductible share-based compensation, the effects of which were partially offset by U.S. tax credits generated during the year. The Company evaluated the provisions of the TCJA and recorded a \$1.8 million tax benefit to the financial statements for the year ended March 31, 2019 exclusively related to the foreign derived intangible income ("FDII").

The Company's income tax expense of \$199.5 million for the year ended March 31, 2020 differed from the amount computed on pre-tax loss at the U.S. federal income tax rate of 21.0%, because of non-deductible share-based compensation and the effects of the reorganization transactions, which produced gain on the difference between the fair market value of the Compuware assets distributed and the adjusted tax basis in such assets, generating a tax liability that was only partially offset by the use of U.S. foreign tax credits that previously were subject to a valuation allowance. The Company evaluated the provisions of the Tax Cuts and Jobs Act ("TCJA") and recorded a \$3.9 million tax benefit to the financial statements for the year ended March 31, 2020 exclusively related to the FDII. Refer to the tax legislation section below for further discussion of these legislative matters.

The tax rate reconciliation is as follows (in thousands):

	Fiscal Year Ended March 31,		
	2018	2019	2020
Income tax (benefit) at U.S. federal statutory income tax rate	\$ (16,309)	\$ (29,381)	\$ (45,892)
State and local tax expense	208	(4,890)	(3,100)
Foreign tax rate differential	3,619	2,051	3,521
Branch income	384	1,824	1,601
Non-deductible expenses	8,645	11,807	35,874
Tax credits	(6,173)	(13,233)	(35,354)
Sharing of consolidated tax attributes	(8,890)	—	—
Foreign derived intangibles deduction	—	(1,790)	(3,901)
Tax associated with reorganization	—	—	251,819
Changes in tax law	(50,033)	—	—
Changes in valuation allowance	5,133	6,087	(9,682)
Foreign withholding tax	2,701	3,086	4,231
Other adjustments	(282)	722	374
Total income tax (benefit) expense	\$ (60,997)	\$ (23,717)	\$ 199,491

Deferred Tax Assets and Liabilities

Management assesses the available positive and negative evidence to estimate if sufficient future taxable income will be generated to use the existing deferred tax assets. A significant piece of objective negative evidence evaluated was the jurisdictional cumulative loss incurred over the three year period ended March 31, 2020. Such objective evidence limits the ability to consider other subjective evidence such as the Company's projections for future growth.

On the basis of this evaluation, a valuation allowance of \$31.7 million and \$22.0 million has been recorded as of March 31, 2019 and 2020, respectively. Only the portion of the deferred tax asset that is more likely than not to be realized has been recorded. It is reasonably possible a material adjustment in the amount of the deferred tax asset considered realizable will occur within one year if estimates of future taxable income during the carryforward period are reduced or increased, if objective negative evidence in the form of cumulative losses is no longer present, or if additional weight is given to subjective evidence such as the Company's projections for growth.

Temporary differences and carryforwards that give rise to a significant portion of deferred tax assets and liabilities are as follows (in thousands):

	March 31,	
	2019	2020
Deferred revenue	\$ 4,752	\$ 27,681
Capitalized research and development costs	—	11,140
Accrued expenses	5,983	6,625
Share-based compensation	4,776	16,660
Fixed assets	447	279
Net operating loss carryforwards	4,470	4,046
Other tax carryforwards, primarily foreign tax credits	32,630	14,603

Other	1,183	2,823
Total deferred tax assets before valuation allowance	54,241	83,857
Less: valuation allowance	(31,678)	(21,996)
Net deferred tax assets	22,563	61,861
Intangible assets	51,531	40,270
Capitalized research and development costs	822	—
State taxes	6,090	251
Other	1,040	880
Total deferred tax liabilities	59,483	41,401
Net deferred tax (liabilities) assets	<u>\$ (36,920)</u>	<u>\$ 20,460</u>
Long-term deferred tax assets	10,678	20,460
Long-term deferred tax liabilities	(47,598)	—
Net deferred tax (liabilities) assets	<u>\$ (36,920)</u>	<u>\$ 20,460</u>

At March 31, 2019 and 2020, the Company had net operating losses (tax-effected) and tax credit carryforwards for income tax purposes before valuation allowance of, \$37.1 million and \$18.6 million, respectively, that expire in the tax years as follows (in thousands):

	Fiscal Year Ended March 31,		Expiration
	2019	2020	
Non-U.S. net operating losses	\$ 4,301	\$ 3,726	Indefinite
Non-U.S. net operating losses	169	159	2021 - 2026
U.S. federal and state tax carryforwards	2,657	161	Indefinite
U.S. federal and state tax carryforwards, primarily foreign tax credits	29,973	14,603	2026 - 2027
Total carryforwards	<u>\$ 37,100</u>	<u>\$ 18,649</u>	

Uncertain Tax Positions

The amount of gross unrecognized tax benefits was \$9.7 million and \$17.4 million as of March 31, 2019 and 2020, respectively, all of which would favorably affect the Company's effective tax rate if recognized in future periods.

The following is a tabular reconciliation of the total amounts of unrecognized tax benefits for the years ended March 31, 2018, 2019, and 2020 (in thousands):

	Fiscal Year Ended March 31,		
	2018	2019	2020
Gross unrecognized tax benefit, beginning of year	\$ 8,770	\$ 9,143	\$ 9,653
Gross increases to tax positions for prior periods	257	20	438
Gross decreases to tax positions for prior periods	(482)	(70)	(6,210)
Gross increases to tax positions for current period	598	560	13,543
Gross unrecognized tax benefit, end of year	<u>\$ 9,143</u>	<u>\$ 9,653</u>	<u>\$ 17,424</u>

As of March 31, 2019 and 2020, the net interest and penalties payable associated with its uncertain tax positions was \$0.1 million and \$0.2 million, respectively. During the years ended March 31, 2018 and 2019, the Company recognized an immaterial amount of net interest expense. During the year

ended March 31, 2020, the Company recognized expense related to interest and penalties of \$0.1 million.

The Company has open years in all significant federal, state and foreign jurisdictions, going back to as far as 2010 in certain locations. The U.S. federal income tax return has open years back to 2016. These open years contain matters that could be subject to differing interpretations of applicable tax laws and regulations due to the amount, timing or inclusion of revenue and expenses.

Tax Legislation

On March 27, 2020, President Trump signed into law the Coronavirus Aid, Relief, and Economic Security (CARES) Act. The CARES Act, among other things, includes provisions relating to refundable payroll tax credits, deferment of employer side social security payments, net operating loss carryback periods, alternative minimum tax credit refunds, modifications to the net interest deduction limitations, increased limitations on qualified charitable contributions, and technical corrections to tax depreciation methods for qualified improvement property. The Company is required to recognize the effects of tax law changes in the period of enactment. The CARES Act impacted the Company's assessment of the realizability of deferred tax assets as the carry back of net operating losses was used as a source of income. There were no other effects to the Company's tax provision as a result of the CARES Act as of March 31, 2020.

On December 22, 2017, President Trump signed into law the TCJA. For the tax year of enactment, the TCJA included, among other items, a permanent reduction to the U.S. corporate income tax rate from 35% to 21% and immediate taxation of accumulated, unremitted non-U.S. earnings (the "Transition Tax").

The TCJA also included three new U.S. corporate tax provisions currently in effect, the global intangible low-taxed income ("GILTI"), the FDII deduction and the base-erosion and anti-abuse tax ("BEAT"). The GILTI provision requires the Company to include in its U.S. income tax return non-U.S. subsidiary earnings in excess of an allowable return on the non-U.S. subsidiary's tangible assets. FDII provides a deduction on a percentage of foreign-derived income. The BEAT provision in the Tax Act eliminates the deduction of certain base-erosion payments made to related non-U.S. corporations, and imposes a minimum tax if the amount is greater than the regular tax.

9. Accrued Expenses

Accrued expenses, current consisted of the following (in thousands):

	March 31,	
	2019	2020
Accrued employee - related expenses	\$ 35,192	\$ 40,687
Accrued tax liabilities	6,274	13,350
Accrued restructuring	1,488	1,065
Accrued professional fees	3,440	2,103
Accrued installments for acquisition	4,832	—
Income taxes payable	3,811	20,756
Other	9,883	15,767
Total accrued expenses, current	<u>\$ 64,920</u>	<u>\$ 93,728</u>

Accrued expenses, non-current consisted of the following (in thousands):

	March 31,	
	2019	2020
Share-based compensation	\$ 92,047	\$ —
Income tax reserve	2,876	17,108
Other	3,436	3,879
Total accrued expenses, non-current	<u>\$ 98,359</u>	<u>\$ 20,987</u>

10. Long-term Debt

On August 23, 2018, the Company entered into the First Lien Credit Agreement (the “First Lien Term Loan”) in which the Company borrowed an aggregate principal amount of \$950.0 million, which matures on August 23, 2025. On February 6, 2020, the Company entered into the Second Amendment to Credit Agreement (the “Second Amendment”) which provides for a decrease in the applicable margin on the First Lien Term Loan and the Revolving Credit Facility and an increase to the letter of credit sublimit by \$10.0 million. The First Lien Term Loan and the Second Amendment are collectively referred to as the “Amended First Lien Term Loan”.

Borrowings under the Amended First Lien Term Loan bear interest, at the Company’s election, at either (i) the Alternative Base Rate, as defined per the credit agreement, plus 1.25% per annum, or (ii) LIBOR plus 2.25% per annum. Interest payments are due quarterly, or more frequently, based on the terms of the credit agreement. As of March 31, 2020, the Company has satisfied all required principal payments under the Amended First Lien Term Loan and the remainder is due at maturity.

The Amended First Lien Term Loan requires prepayments in the case of certain events including: property or asset sale in excess of \$5.0 million, proceeds in excess of \$5.0 million from an insurance settlement, or proceeds from a new debt agreement. An additional prepayment may be required under the Amended First Lien Term Loan related to excess cash flow for the respective measurement periods.

All of the indebtedness under the Amended First Lien Term Loan is and will be guaranteed by the Company’s existing and future material domestic subsidiaries and is and will be secured by substantially all of the assets of the Company and such guarantors. The Amended First Lien Term Loan contains customary negative covenants. At March 31, 2020, the Company was in compliance with all applicable covenants.

On August 23, 2018, the Company entered into the Second Lien Credit Agreement (the “Second Lien Term Loan”) in which the Company borrowed an aggregate principal amount of \$170.0 million. Borrowings under the Second Lien Term Loan bore interest, at the Company’s election, at either (i) the Alternative Base Rate, as defined per the credit agreement, plus 6.00% per annum, or (ii) LIBOR plus 7.00% per annum. The maturity date on the Second Lien Term Loan was August 23, 2026, with principal payment due in full on the maturity date. Interest payments were due quarterly, or more frequently, based on the terms of the credit agreement. During the second quarter of fiscal 2020, the Company repaid all outstanding borrowings, including accrued interest, under the Second Lien Term Loan and recognized a loss on debt extinguishment of \$2.7 million within “Interest expense, net” in the consolidated statement of operations for the year ended March 31, 2020. The Amended First Lien Term Loan and Second Lien Term Loan are collectively referred to as the “Term Loans”.

Debt issuance costs and original issuance discount of \$16.4 million, which includes \$0.9 million additional transaction fees related to the Second Amendment, were incurred in connection with the Term Loans. These debt issuance costs and original issuance discount will be amortized into interest expense over the contractual term of the Term Loans. The Company recognized \$1.2 million and \$1.7 million of amortization of debt issuance costs and original issuance discount for the years ended March 31, 2019 and 2020, respectively, which is included in the accompanying consolidated statements of operations.

At March 31, 2019, the Company had an aggregate principal amount outstanding of \$947.6 million and \$88.7 million for the First Lien Term Loan and Second Lien Term Loan, respectively, bearing interest at 5.7% and 9.5%, respectively. At March 31, 2020, the Company had an aggregate principal amount outstanding of \$521.1 million for the First Lien Term Loan bearing interest at 3.2%. At March 31, 2019 and March 31, 2020, the Company had \$14.3 million and \$10.6 million of unamortized debt issuance costs and original issuance discount which is recorded as a reduction of the debt balance on the Company's consolidated balance sheets.

Revolving Facility

The First Lien Credit Agreement further provided for a revolving credit facility (the "Revolving Facility") in an aggregate amount of \$60.0 million, which matures on August 23, 2023. Borrowings under the Revolving Facility currently bear interest, at the Company's election, at either (i) the Alternative Base Rate, as defined per the credit agreement, plus 1.25% per annum, or (ii) LIBOR plus 2.25% per annum. The Revolving Facility includes a \$25.0 million letter of credit sub-facility.

The Company incurs fees with respect to the Revolving Facility, including (i) a commitment fee of 0.25% per annum of unused commitments under the Revolving Facility, (ii) facility fees equal to the applicable margin in effect for Eurodollar Rate Loans, as defined per the credit agreement, times the average daily stated amount of letters of credit, (iii) a fronting fee equal to either (a) 0.125% per annum on the stated amount of each letter of credit or (b) such other rate per annum as agreed to by the parties subject to the letters of credit, and (iv) customary administrative fees.

All of the indebtedness under the Revolving Facility is and will be guaranteed by the Company's existing and future material domestic subsidiaries and is and will be secured by substantially all of the assets of the Company and such guarantors.

Debt issuance costs of \$0.8 million were incurred in connection with the entry into the Revolving Facility. These debt issuance costs are amortized into interest expense over the contractual term of the loan. The Company recognized \$0.1 million and \$0.2 million of amortization of debt issuance costs for the years ended March 31, 2019 and 2020, respectively, which is included in the accompanying consolidated statements of operations. There were \$0.7 million and \$0.5 million of unamortized debt issuance costs included as a reduction of the debt balance on the accompanying consolidated balance sheets as of March 31, 2019 and 2020, respectively.

The Revolving Facility contains customary negative covenants and does not include any financial maintenance covenants other than a springing minimum net leverage ratio not exceeding 7.50 to 1.00 on the last day of any fiscal quarter, which will be tested only upon the occurrence of an event of default or certain other conditions as specified in the agreement. At March 31, 2020, the Company was in compliance with all applicable covenants pertaining to the Revolving Facility.

As of March 31, 2019 and 2020, there were no amounts outstanding under the Revolving Facility and there were \$0.5 million and \$15.3 million of letters of credit issued, respectively. The Company had \$59.5 million and \$44.7 million of availability under the Revolving Facility as of March 31, 2019 and 2020, respectively.

Debt Maturities

The maturities of outstanding debt are as follows (in thousands):

Fiscal year	Amount
2021	\$ —
2022	—
2023	—
2024	—
2025	—
Thereafter	521,125
Total future payments	<u>\$ 521,125</u>

11. Restructuring Activities

The Company has undertaken various restructuring activities to achieve its strategic and financial objectives. Restructuring activities include, but are not limited to product offering cancellation and termination of related employees, office relocation, administrative cost structure realignment and consolidation of resources. The Company expects to finance restructuring programs through cash on hand and cash generated from operations. Restructuring costs are estimated based on information available at the time such charges are recorded. In general, management anticipates that restructuring activities will be completed within a time frame such that significant changes to the plan are not likely. Due to the inherent uncertainty involved in estimating restructuring expenses, actual amounts paid for such activities may differ from amounts initially estimated. The Company recorded restructuring expenses of \$4.6 million, \$1.7 million, and \$0.9 million during the years ended March 31, 2018, 2019, and 2020, respectively.

Facility Exit Costs

Starting in October 2016, the Company began undertaking plans to optimize its U.S. offices, and as result, exited certain leased office spaces. Accordingly, the Company calculated and recorded a liability at the “cease-use” date related to those operating leases based on the difference between the present value of the estimated future sublease rental income and the present value of remaining lease obligations, adjusted for the effects of any prepaid or deferred items. The Company recorded facility exit charges of \$0.8 million to “Restructuring expenses” during the year ended March 31, 2018. There were no facility exit charges during the years ended March 31, 2019 and 2020. The related liability is recorded in “Accrued expenses, current” on the consolidated balance sheets.

Transformation Activities

During the year ended March 31, 2019, the Company announced a restructuring program designed to better align employee resources with its product offering and future plans. Accordingly, the Company calculated and recorded a liability of the estimated termination benefits of \$1.7 million.

During the year ended March 31, 2020, the Company announced a restructuring program designed to better align employee resources with its product offerings and future plans. Accordingly, the Company calculated and recorded a liability of the estimated termination benefits of \$0.9 million.

Restructuring Reserves

Restructuring reserve balances of \$1.5 million and \$1.1 million as of March 31, 2019 and 2020, respectively, are classified as “Accrued expenses, current” on the consolidated balance sheets. The Company anticipates that the activities associated with the restructuring reserve balance as of March 31, 2020 will be substantially complete by the end of fiscal 2021.

The Company's consolidated restructuring reserves and related activity are summarized below.

	Employee Termination Benefits	Lease Abandonment Costs	Total
Balance, March 31, 2018	\$ 718	\$ 1,235	\$ 1,953
Expense	1,715	—	1,715
Utilization	(1,557)	(623)	(2,180)
Balance, March 31, 2019	876	612	1,488
Expense	905	—	905
Utilization	(1,076)	(252)	(1,328)
Balance, March 31, 2020	\$ 705	\$ 360	\$ 1,065

12. Commitments and Contingencies

Tax Liability

In connection with the initial public offering completed in the second quarter of fiscal 2020, the Company undertook a series of transactions to spin out two wholly owned businesses from the corporate structure. These transactions generated a taxable gain upon their occurrence which will be reported on tax returns for the year ended March 31, 2020. On July 31, 2019, Compuware Corporation distributed \$265 million to the Company to partially or wholly fund the tax liability pursuant to an agreement with the Company which is recorded as a contribution within "Additional paid-in capital" on the consolidated statements of shareholders' equity / member's deficit. The Company has estimated an expense of \$251.8 million and made estimated tax payments to the relevant taxing authorities.

Commitment for Operating Leases

The Company's commitments for various operating lease agreements related to office space for various periods that extend through as late as fiscal 2030. Total rent expense under these agreements were approximately \$8.7 million, \$11.3 million, and \$14.0 million for the year ended March 31, 2018, 2019, and 2020, respectively. Certain of these lease agreements contain provisions for renewal options and escalation clauses.

The following table summarizes payments under the Company's operating lease commitments as of March 31, 2020 (in thousands):

Fiscal year	Amount
2021	\$ 14,210
2022	11,663
2023	11,235
2024	10,864
2025	8,020
Thereafter	16,331
Total future contractual payments	\$ 72,323

Legal Matters

From time to time, the Company may be a party to lawsuits and legal proceedings arising in the ordinary course of business. The Company records a liability when it believes that it is probable a loss will be incurred and the amount of loss or range of loss can be reasonably estimated. As additional

information becomes available, the Company reassesses the potential liability and may revise the estimate. In the opinion of the Company's management, these matters, individually and in the aggregate, will not have a material adverse effect on the financial condition and results of the future operations of the Company.

13. Shareholders' Equity

The Company is authorized to issue 600,000,000 shares of common stock, par value of \$0.001 per share.

Dynatrace Holdings LLC was reorganized on April 1, 2015 and had 100 common units as of March 31, 2019. In connection with the reorganization transactions described in Note 2, an additional 241,547,118 common units of Dynatrace Holdings LLC were issued and subsequently exchanged for 241,547,218 shares of common stock in Dynatrace, Inc. during the second quarter of fiscal 2020. This amount of additional common units includes 16,687,436 common units issued upon the exchange of vested MIUs and AUs. At March 31, 2020, there were 280,853,040 shares of common stock issued and outstanding.

14. Share-based Compensation

Management Incentive Unit Program

Under the Management Incentive Unit program, or the MIU Plan, Compuware Parent LLC's board of directors had authorized the issuance of 24.1 million Management Incentive Units and 0.8 million Appreciation Units to certain executive officers and key employees of Dynatrace. The MIUs and AUs consisted of two types of units which were classified as performance-vested units and time-vested units.

Performance-vested units included four performance targets which vested 25% after each fiscal year end, upon the board of director's confirmation that the performance target was met for such fiscal year. These units had a requisite service period that varied based on the grant date, but the service period began on the grant date and ended on achievement of the final fiscal year performance target. The performance criterion for vesting of performance units had been based on the Company's EBITDA compared to the target established and approved for each fiscal year. Units that were vested based upon performance for any given year for which the target was not met did not vest, and were subject to repurchase by the Company, Compuware Parent LLC, or TB at any time; provided, that if the target was not met for a given year, but the target for the subsequent year was met, the unvested performance-based units for the previous year would become vested when the target for the subsequent year was met.

Time-vested units vested at 25% one year after grant date (or one year after the vesting start date, if different) and the remaining 75% vested ratably over a 36-month period. These units had a requisite service period of 48 months (or the period from the grant until three years from the date that the first 25% vested) and could be repurchased by the Company, Compuware Parent LLC, or TB at any time.

In connection with the reorganization transactions occurring in the second quarter of fiscal 2020, as described in Note 2, outstanding awards granted under the MIU Plan were converted into shares of common stock, restricted stock, and restricted stock units which were granted under the 2019 Plan, as defined below. Upon conversion, the MIUs and AUs were modified and ceased to be classified as liability awards. This modification impacted 306 participants and resulted in the recognition of incremental stock compensation expense of \$145.3 million during the year ended March 31, 2020 to record the liability awards at fair value immediately prior to the modification. Upon modification, the liability balance of \$278.2 million related to these MIUs and AUs was reclassified into additional paid-in capital.

The following table shows the MIU activity for the year ended March 31, 2020:

	Number of Units (in thousands)	Weighted Average Participation Threshold (per unit)	Fair Value (per unit)
MIUs outstanding as of March 31, 2019	24,112	\$ 0.36	\$ 5.45
Units granted during the year	469	7.71	
Units exchanged for AUs during the year	(106)	1.99	
Units forfeited/repurchased during the year	(3,009)	0.06	
Modification of MIU Plan awards	(21,466)	0.56	
MIUs outstanding as of March 31, 2020	—	\$ —	\$ —
MIUs vested as of March 31, 2020	—		

The following table shows the AU activity for the year ended March 31, 2020:

	Number of Units (in thousands)	Weighted Average Participation Threshold (per unit)	Fair Value (per unit)
AUs outstanding as of March 31, 2019	819	\$ 1.18	\$ 5.45
Units converted from MIUs	106	1.99	
Units granted during the year	53	7.71	
Units forfeited/repurchased during the year	(5)	1.63	
Modification of MIU Plan awards	(973)	1.62	
AUs outstanding as of March 31, 2020	—	\$ —	\$ —
AUs vested as of March 31, 2020	—		

The fair value of the equity units underlying the MIUs and AUs had historically been determined by the board of directors as there was no public market for the equity units. The board of directors determined the fair value of the Company's equity units by considering a number of objective and subjective factors including: the valuation of comparable companies, the Company's operating and financial performance, the lack of liquidity of common stock, and general and industry specific economic outlook, amongst other factors.

The participation threshold was determined by the board of directors, based on the fair market value on the grant issuance date upon vesting or settlement, the value associated with the MIUs and AUs was the difference between the fair value of the unit and the associated participation threshold. Prior to the modification, the awards were marked to market at the balance sheet date. Upon modification, the awards were marked to market immediately prior to the modification. The weighted average grant date fair value of units granted during the years ended March 31, 2018, 2019, and 2020 was \$0.82, \$3.62, and \$7.71, respectively. The total fair value of vested units during the years ended March 31, 2018, 2019, and 2020 was \$22.6 million, \$92.0 million, and \$278.2 million, respectively.

The following key assumptions were used to determine the fair value of the MIUs and AUs for fiscal 2018, 2019, and 2020:

	2018	2019	2020
Expected dividend yield	—	—	—
Expected volatility	50 %	50% - 60%	35% - 55%
Expected term (years)	2.5	1.0 - 1.5	0.5 - 1.25
Risk-free interest rate	2.34 %	2.33% - 2.40%	1.86% - 2.09%

2019 Equity Incentive Plan

In July 2019, the Company's board of directors (the "Board"), upon the recommendation of the compensation committee of the board of directors, adopted the 2019 Equity Incentive Plan, or the 2019 Plan, which was subsequently approved by the Company's shareholders. The 2019 Plan became effective on July 30, 2019 and serves as the successor to the Company's MIU Plan.

The Company initially reserved 52,000,000 shares of common stock, or the Initial Limit, for the issuance of awards under the 2019 Plan. The 2019 Plan provides that the number of shares reserved and available for issuance under the plan will automatically increase each April 1, beginning on April 1, 2020, by 4% of the outstanding number of shares of the Company's common stock on the immediately preceding March 31 or such lesser number determined by the compensation committee. This number is subject to adjustment in the event of a stock split, stock dividend or other change in the Company's capitalization.

Stock options

The following table summarizes activity for stock options during the period ended March 31, 2020:

	Number of Options (in thousands)	Weighted Average Exercise Price (per share)	Weighted Average Remaining Contractual Term (years)	Aggregate Intrinsic Value (in thousands)
Balance, March 31, 2019	—	\$ —		
Granted	7,322	16.26		
Exercised	—	—		
Forfeited	(175)	16.18		
Balance, March 31, 2020	7,147	\$ 16.26	9.3	\$ 54,423
Options vested and expected to vest at March 31, 2020	7,147	\$ 16.26	9.3	\$ 54,423
Options vested and exercisable at March 31, 2020	—	\$ —	0.0	\$ —

As of March 31, 2020, the total unrecognized compensation expense related to non-vested stock options granted is \$38.8 million and is expected to be recognized over a weighted average period of 3.4 years. For the year ended March 31, 2020, the Company recognized \$7.2 million of share-based compensation expense related to stock options.

The fair value for the Company's stock options granted during the year ended March 31, 2020 was estimated at the date of grant using a Black-Scholes option-pricing model using the following assumptions:

	March 31, 2020
Expected dividend yield	—
Expected volatility	37.1% - 38.9%
Expected term (years)	6.1
Risk-free interest rate	0.8% - 1.9%

The Company has not paid and does not expect to pay dividends. Consequently, the Company uses an expected dividend yield of zero. The computation of expected volatility is based on a calculation using the historical volatility of a group of publicly traded peer companies. The Company expects to continue to do so until such time as it has adequate historical data regarding the volatility of the Company's traded stock price. The computation of expected term was based on the average period the stock options are expected to remain outstanding, generally calculated as the midpoint of the stock options' remaining vesting term and contractual expiration period, as the Company does not have sufficient historical information to develop reasonable expectations about future exercise patterns and post-vesting employment termination behavior. The risk-free interest rate is based on the U.S. Treasury yield curve in effect at the time of grant for the expected life of the award.

Restricted shares and units

During the year ended March 31, 2020, the Company granted an aggregate of 6,569,783 restricted shares to certain key employees and non-employee directors. The total grants consisted of: (i) 3,379,170 time-based restricted shares that vest 25% after the grant date (or one year after the vesting start date, if different) and the remaining 75% vest ratably over a 36-month period; (ii) 696,873 performance-based restricted shares; (iii) 2,443,740 time-based restricted shares that vest 25% one year after the grant date and the remaining 75% vest ratably on a quarterly basis over 3 years, and (iv) 50,000 time-based restricted shares that vest on August 15, 2020 or upon Board approval at the annual shareholder meeting, if earlier.

The performance criteria for the performance-based shares include four performance targets which vest 25% after each fiscal year end, upon the Board's confirmation that the performance target was met for such fiscal year. These shares have a requisite service period that varies based on the grant date, but the service period begins on the grant date and ends on achievement of the final fiscal year performance target. The performance criterion for vesting of performance shares has been based on an adjusted EBITDA metric compared to the target established and approved by the Company's board of directors for each fiscal year. Shares that are vested based upon performance for any given year for which the target was not met shall not vest; provided, that if the target is not met for a given year, but the target for the subsequent year is met, the unvested performance-based shares for the previous year shall become vested when the target for the subsequent year was met.

The restricted shares are generally subject to forfeiture if employment terminates prior to the vesting date. The Company expenses the cost of the restricted shares, which is determined to be the fair market value of the shares of common stock underlying the restricted shares on the date of grant, ratably over the period during which the vesting restrictions lapse.

The following table provides a summary of the changes in the number of restricted shares for the year ended March 31, 2020:

	Number of Shares of Restricted Stock Awards	Weighted Average Grant Date Fair Value	Number of Restricted Stock Units	Weighted Average Grant Date Fair Value
	(in thousands)	(per share)	(in thousands)	(per share)
Balance, March 31, 2019	—	\$ —	—	\$ —
Granted	2,855	16.00	3,715	16.33
Vested	(784)	16.00	(503)	16.00
Forfeited	(87)	16.00	(89)	16.42
Balance, March 31, 2020	1,984	\$ 16.00	3,123	\$ 16.39

As of March 31, 2020, the total unrecognized compensation expense related to unvested restricted stock is \$22.9 million and is expected to be recognized over a weighted average period of 1.9 years. As of March 31, 2020, the total unrecognized compensation expense related to unvested restricted stock units is \$44.4 million and is expected to be recognized over a weighted average period of 3.0 years. For the year ended March 31, 2020, the Company recognized \$27.9 million of share-based compensation expense related to restricted shares and units.

Employee Stock Purchase Plan

In July 2019, the board of directors adopted, and the Company's shareholders approved, the 2019 Employee Stock Purchase Plan for the issuance of up to a total of 6,250,000 shares of common stock, subject to automatic annual increases. The Company expects to offer, sell and issue shares of common stock under this ESPP from time to time based on various factors and conditions, although the Company is under no obligation to sell any shares under this ESPP. The initial offering period began on November 29, 2019 and will end on May 28, 2020. Except for the initial offering period, the ESPP provides for 6-month offering periods beginning May 15 and November 15 of each year, and each offering period will consist of six-month purchase periods. On each purchase date, eligible employees will purchase shares of the Company's common stock at a price per share equal to 85% of the lesser of (1) the fair market value of the Company's common stock on the offering date or (2) the fair market value of the Company's common stock on the purchase date.

As of March 31, 2020, there was approximately \$0.4 million of unrecognized stock-based compensation related to the ESPP that is expected to be recognized over the remaining term of the initial offering period.

The Company estimated the fair value of ESPP purchase rights using a Black-Scholes option pricing model with the following assumptions:

	March 31, 2020
Expected dividend yield	—
Expected volatility	35.9%
Expected term (years)	0.5
Risk-free interest rate	1.6%

The Company has not paid and does not expect to pay dividends. Consequently, the Company uses an expected dividend yield of zero. The computation of expected volatility is based on a calculation using the historical volatility of a group of publicly traded peer companies. The Company expects to continue to do so until such time as it has adequate historical data regarding the volatility of the

Company's traded stock price. The computation of expected term was based on the offering period, which is six months. The risk-free interest rate is based on the U.S. Treasury yield curve that corresponds with the expected term at the time of grant.

Share-based Compensation

The following table summarizes the components of total share-based compensation expense included the consolidated financial statements for each period presented (in thousands):

	Fiscal Year Ended March 31,		
	2018	2019	2020
Cost of revenue	\$ 1,720	\$ 5,777	\$ 18,685
Research and development	3,858	12,566	38,670
Sales and marketing	7,536	24,673	84,698
General and administrative	9,180	28,135	80,425
Total share-based compensation expense	<u>\$ 22,294</u>	<u>\$ 71,151</u>	<u>\$ 222,478</u>

15. Net Income (Loss) Per Share

On August 1, 2019, the Company completed its IPO in which the Company issued and sold 38,873,174 shares of common stock at a price to the public of \$16.00 per share. These shares are included in the common stock outstanding as of that date.

For the years ended March 31, 2018, 2019, and 2020, basic and diluted net income (loss) per share have been retrospectively adjusted to reflect the conversion of equity in connection with the reorganization transactions described in Note 2. Basic and diluted net income (loss) per share was derived from a unit conversion factor of \$16.00 per share as determined by the board of managers of Dynatrace Holdings LLC on July 30, 2019.

The following table sets forth the computation of basic and diluted net income (loss) per share (in thousands, except per share data):

	Fiscal Year Ended March 31,		
	2018	2019	2020
Numerator:			
Net income (loss)	\$ 9,222	\$ (116,194)	\$ (418,024)
Denominator:			
Weighted average shares outstanding, basic and diluted	231,956	235,939	264,933
Net income (loss) per share, basic and diluted	<u>\$ 0.04</u>	<u>\$ (0.49)</u>	<u>\$ (1.58)</u>

The effect of certain common share equivalents were excluded from the computation of weighted average diluted shares outstanding for the years ended March 31, 2018, 2019, and 2020 as inclusion would have resulted in anti-dilution. A summary of these weighted-average anti-dilutive common share equivalents is provided in the table below (in thousands):

	Fiscal Year Ended March 31,		
	2018	2019	2020
Stock options	—	—	4,763
Unvested restricted stock and RSUs	—	—	3,819
Shares committed under ESPP	—	—	64
Unvested equity awards	10,038	6,399	—

16. Related Party Transactions

The Company had agreements with Thoma Bravo, LLC for financial and management advisory services. During the years ended March 31, 2018, 2019, and 2020, the Company incurred \$4.9 million, \$4.9 million, and \$1.6 million, respectively, related to these services. The related expense is reflected in "General and administrative" expense in the consolidated statements of operations. Upon completion of the Company's initial public offering, these agreements were terminated.

During the years ended March 31, 2018 and 2019, the Company has transfers to related parties of \$3.9 million and \$0.8 million, respectively, which are included in "Additional paid-in capital" in the consolidated balance sheets.

During the years ended March 31, 2018 and 2019, the Company transferred cash to related parties of \$74.6 million and \$1,177.0 million, respectively, related to debt service and shared costs. Other related party settlements resulted in an increase in payables to related parties of \$35.2 million and \$14.3 million for the years ended March 31, 2018 and 2019, respectively.

During the year ended March 31, 2020, Compuware distributed \$265.0 million to the Company to partially or wholly fund a tax liability incurred in connection with the reorganization transactions described in Note 2.

17. Related Party Debt

On April 1, 2015, the Company entered into \$1.8 billion in subordinated demand promissory notes payable to Compuware, a related party. The promissory notes were established in connection with Compuware's external debt financing. All payments of principal and interest were payable on the earliest to occur of (i) demand by the holder, (ii) June 1, 2023 and (iii) the date of acceleration of the promissory notes as a result of the occurrence of an event of default. As a result of the August 23, 2018 financing transaction, as described in Note 10, Long-term Debt, the amount was reduced by net proceeds of the financing obtained by Dynatrace LLC, leaving \$478.5 million in principal and accrued interest of \$118.7 million, at a rate of 2.72% per annum, which is included in "Payable to related party" in the consolidated balance sheets at March 31, 2019. Interest expense on the promissory notes were \$35.2 million, \$27.4 million, and \$4.1 million for the years ended March 31, 2018, 2019, and 2020, respectively, and is included in the consolidated statements of operations in "Interest expense, net." In connection with the reorganization during the second quarter of fiscal 2020, the corresponding receivable at Compuware was contributed to the Company and the payable to related party was eliminated.

18. Employee Benefit Plan

The Company has established a 401(k) tax-deferred savings plan (the "401(k) Plan"), which permits participants to make contributions by salary deduction pursuant to Section 401(k) of the Code. The Company is responsible for administrative costs of the 401(k) Plan and may, at its discretion, make

matching contributions to the 401(k) Plan. For the years ended March 31, 2018, 2019, and 2020, the Company made contributions of \$1.4 million, \$1.9 million and \$3.1 million to the 401(k) Plan, respectively.

19. Geographic Information

Revenue

Revenues by geography are based on legal jurisdiction. Refer to Note 3, Revenue Recognition, for a disaggregation of revenue by geographic region.

Property and Equipment, net

The following tables present property and equipment by geographic region for the periods presented (in thousands):

	March 31,	
	2019	2020
North America	\$ 10,036	\$ 11,296
Europe, Middle East and Africa	7,347	18,590
Asia Pacific	376	1,564
Latin America	166	58
Total property and equipment, net	\$ 17,925	\$ 31,508



PART II**INFORMATION NOT REQUIRED IN PROSPECTUS****Item 13. Other Expenses of Issuance and Distribution.**

The following table sets forth all expenses to be paid by the registrant, other than underwriting discounts and commissions, upon the completion of this offering. All amounts shown are estimates except for the SEC registration fee and the FINRA filing fee.

	Amount to be Paid
SEC registration fee	\$ 139,866
FINRA filing fee	162,133
Printing and engraving expenses	78,000
Legal fees and expenses	350,000
Accounting fees and expenses	150,000
Transfer agent and registrar fees	10,000
Miscellaneous expenses	350,000
Total	\$ 1,239,999

Item 14. Indemnification of Directors and Officers.

The registrant is incorporated under the laws of the State of Delaware. Section 145 of the DGCL provides that a Delaware corporation may indemnify any persons who were, are or are threatened to be made parties to any threatened, pending or completed action, suit or proceeding, whether civil, criminal, administrative or investigative (other than an action by or in the right of such corporation), by reason of the fact that such person is or was an officer, director, employee or agent of such corporation, or is or was serving at the request of such corporation as an officer, director, employee or agent of another corporation or enterprise. The indemnity may include expenses (including attorneys' fees), judgments, fines and amounts paid in settlement actually and reasonably incurred by such person in connection with such action, suit or proceeding, provided that such person acted in good faith and in a manner he or she reasonably believed to be in or not opposed to the corporation's best interests and, with respect to any criminal action or proceeding, had no reasonable cause to believe that his or her conduct was illegal. A Delaware corporation may indemnify any persons who were, are or are threatened to be made a party to any threatened, pending or completed action or suit by or in the right of the corporation by reason of the fact that such person is or was a director, officer, employee or agent of such corporation, or is or was serving at the request of such corporation as a director, officer, employee or agent of another corporation or enterprise. The indemnity may include expenses (including attorneys' fees) actually and reasonably incurred by such person in connection with the defense or settlement of such action or suit provided such person acted in good faith and in a manner he or she reasonably believed to be in or not opposed to the corporation's best interests except that no indemnification is permitted without judicial approval if the officer or director is adjudged to be liable to the corporation. Where an officer or director is successful on the merits or otherwise in the defense of any action referred to above, the corporation must indemnify him or her against the expenses (including attorneys' fees) actually and reasonably incurred.

The registrant's charter and bylaws provide for the indemnification of its directors and officers to the fullest extent permitted under the DGCL.

Section 102(b)(7) of the DGCL permits a corporation to provide in its certificate of incorporation that a director of the corporation shall not be personally liable to the corporation or its stockholders for monetary damages for breach of fiduciary duties as a director, except for liability for any:

- transaction from which the director derives an improper personal benefit;
- act or omission not in good faith or that involves intentional misconduct or a knowing violation of law;
- unlawful payment of dividends or redemption of shares; or

- breach of a director's duty of loyalty to the corporation or its stockholders.

The registrant's charter includes such a provision. Expenses incurred by any officer or director in defending any such action, suit or proceeding in advance of its final disposition shall be paid by the registrant upon delivery to it of an undertaking, by or on behalf of such director or officer, to repay all amounts so advanced if it shall ultimately be determined that such director or officer is not entitled to be indemnified by the registrant.

Section 174 of the DGCL provides, among other things, that a director who willfully or negligently approves of an unlawful payment of dividends or an unlawful stock purchase or redemption may be held liable for such actions. A director who was either absent when the unlawful actions were approved or dissented at the time may avoid liability by causing his or her dissent to such actions to be entered in the books containing minutes of the meetings of the board of directors at the time such action occurred or immediately after such absent director receives notice of the unlawful acts.

The registrant's policy is to enter into separate indemnification agreements with each of its directors and officers that provide the maximum indemnity allowed to directors and executive officers by Section 145 of the DGCL and also to provide for certain additional procedural protections. The registrant also maintains directors and officers insurance to insure such persons against certain liabilities.

These indemnification provisions and the indemnification agreements entered into between the registrant and its officers and directors may be sufficiently broad to permit indemnification of the registrant's officers and directors for liabilities (including reimbursement of expenses incurred) arising under the Securities Act of 1933, as amended.

The underwriting agreement to be filed as Exhibit 1.1 to this registration statement will provide for indemnification by the underwriters of the registrant and its officers and directors for certain liabilities arising under the Securities Act and otherwise.

Item 15. Recent Sales of Unregistered Securities.

On July 31, 2019, Dynatrace issued 222,021,708 shares of its common stock to the members of Dynatrace LLC as part of the reorganization transactions that were effected in connection with its initial public offering.

The issuance of such shares of common stock was not registered under the Securities Act of 1933, as amended, or the Securities Act, because the shares were offered and sold in a transaction exempt from registration under Section 4(a)(2) of the Securities Act.

Item 16. Exhibits and Financial Statement Schedules.**(a) Exhibits.****EXHIBIT INDEX**

Exhibit Number	Description
1.1	Form of Underwriting Agreement.
3.1	Amended and Restated Limited Liability Company Agreement of Dynatrace LLC, dated as of August 23, 2018 (incorporated by reference to Exhibit 3.1 to the Company's Registration Statement on Form S-1/A, filed with the SEC on July 22, 2019).
3.2	Amended and Restated Certificate of Incorporation of the Registrant (incorporated by reference to Exhibit 3.3 to the Company's Registration Statement on Form S-1/A, filed with the SEC on July 22, 2019).
3.3	Amended and Restated Bylaws of the Registrant (incorporated by reference to Exhibit 3.5 to the Company's Registration Statement on Form S-1/A, filed with the SEC on July 22, 2019).
3.4	First Amendment to the Amended and Restated Bylaws of the Registrant (incorporated by reference to Exhibit 3.4 to the Company's Form 10-K, filed with the SEC on May 27, 2020).
4.1	Specimen Common Stock Certificate (incorporated by reference to Exhibit 4.1 to the Company's Registration Statement on Form S-1/A, filed with the SEC on July 22, 2019).
4.2	Registration Rights Agreement (incorporated by reference to Exhibit 4.2 to the Company's Registration Statement on Form S-1/A, filed with the SEC on July 22, 2019).
5.1	Opinion of Goodwin Procter LLP.
10.1#	2019 Equity Incentive Plan, and forms of award agreements thereunder (incorporated by reference to Exhibit 10.1 to the Company's Registration Statement on Form S-1/A, filed with the SEC on July 30, 2019).
10.2#	2019 Employee Stock Purchase Plan (incorporated by reference to Exhibit 10.2 to the Company's Registration Statement on Form S-1/A, filed with the SEC on July 22, 2019).
10.3#	Annual Short-Term Incentive Plan (incorporated by reference to Exhibit 10.3 to the Company's Registration Statement on Form S-1/A, filed with the SEC on July 22, 2019).
10.4	Non-Employee Director Compensation Policy (incorporated by reference to Exhibit 10.4 to the Company's Registration Statement on Form S-1/A, filed with the SEC on July 22, 2019).
10.5#	Form of Indemnification Agreement between the Registrant and each of its directors and executive officers (incorporated by reference to Exhibit 10.5 to the Company's Registration Statement on Form S-1/A, filed with the SEC on July 25, 2019).
10.6#	Executive Officer Employment Agreement, by and between Registrant and John Van Siclen (incorporated by reference to Exhibit 10.6 to the Company's Registration Statement on Form S-1/A, filed with the SEC on July 22, 2019).
10.7#	Executive Officer Employment Agreement, by and between Registrant and Kevin Burns (incorporated by reference to Exhibit 10.7 to the Company's Registration Statement on Form S-1/A, filed with the SEC on July 22, 2019).
10.8#	Executive Officer Employment Agreement, by and between Registrant and Stephen Pace (incorporated by reference to Exhibit 10.8 to the Company's Registration Statement on Form S-1/A, filed with the SEC on July 22, 2019).
10.9	Senior Secured First Lien Credit Agreement, by and among Dynatrace LLC, Dynatrace Intermediate LLC, Jefferies Finance LLC and the other Lenders Parties listed thereto, dated as of August 23, 2018 (incorporated by reference to Exhibit 10.10 to the Company's Registration Statement on Form S-1, filed with the SEC on July 5, 2019).
10.10	Senior Secured Second Lien Credit Agreement, by and among Dynatrace LLC, Dynatrace Intermediate LLC, Jefferies Finance LLC and the other Lenders Parties listed thereto, dated as of August 23, 2018 (incorporated by reference to Exhibit 10.11 to the Company's Registration Statement on Form S-1, filed with the SEC on July 5, 2019).

10.11	Office Lease, dated July 6, 2017, by and between BP Reservoir Place LLC and Dynatrace LLC, and Declaration Affixing the Commencement Date of the Lease, dated November 15, 2017, by and between BP Reservoir Place LLC and Dynatrace LLC (incorporated by reference to Exhibit 10.12 to the Company's Registration Statement on Form S-1, filed with the SEC on July 5, 2019).
10.12	English Translation of Lease Agreement, dated as of March 28, 2017, by and between Neunteufel GmbH and Dynatrace Austria GmbH (incorporated by reference to Exhibit 10.13 to the Company's Registration Statement on Form S-1, filed with the SEC on July 5, 2019).
10.13	Form of Tax Matters Agreement entered into between Dynatrace Holdings LLC and Compuware Software Group LLC (incorporated by reference to Exhibit 10.13 to the Company's Registration Statement on Form S-1/A, filed with the SEC on July 25, 2019).
10.14	Form of Master Structuring Agreement entered into by and among Dynatrace Holdings, LLC, Compuware Software Group, LLC and the other parties named therein (incorporated by reference to Exhibit 10.14 to the Company's Registration Statement on Form S-1/A, filed with the SEC on July 25, 2019).
10.15	Second Amendment to Senior Secured First Line Credit Agreement dated February 6, 2020, by and among Dynatrace LLC, Dynatrace Intermediate LLC, the lenders party thereto and Jefferies Financing LLC as administrative agent (incorporated by reference to Exhibit 10.1 to the Company's Form 8-K filed with the SEC on February 6, 2020).
21.1	Subsidiaries of the Registrant (incorporated by reference to Exhibit 21.1 to the Company's Registration Statement on Form S-1/A, filed with the SEC on July 22, 2019).
23.1	Consent of Goodwin Procter LLP (included in Exhibit 5.1).
23.2	Consent of BDO USA, LLP.
24.1	Power of Attorney (included on the signature page hereto).
101.INS	XBRL Instance Document - the instance document does not appear in the Interactive Data File because its XBRL tags are embedded within the Inline XBRL Document.
101.SCH	Inline XBRL Taxonomy Extension Schema Document.
101.CAL	Inline XBRL Taxonomy Extension Calculation Linkbase Document.
101.DEF	Inline XBRL Taxonomy Extension Definition Linkbase Document.
101.LAB	Inline XBRL Taxonomy Extension Label Linkbase Document.
101.PRE	Inline XBRL Taxonomy Extension Presentation Linkbase Document.

Indicates a management contract or any compensatory plan, contract or arrangement.

(b) Financial Statement Schedules.

All financial statement schedules are omitted because the information called for is not required or is shown either in the consolidated financial statements or in the notes thereto.

Item 17. Undertakings.

The undersigned registrant hereby undertakes to provide to the underwriters at the closing specified in the underwriting agreement certificates in such denominations and registered in such names as required by the underwriters to permit prompt delivery to each purchaser.

Insofar as indemnification for liabilities arising under the Securities Act of 1933 may be permitted to directors, officers and controlling persons of the registrant pursuant to the foregoing provisions, or otherwise, the registrant has been advised that in the opinion of the Securities and Exchange Commission such indemnification is against public policy as expressed in the Act and is, therefore, unenforceable. In the event that a claim for indemnification against such liabilities (other than the payment by the registrant of expenses incurred or paid by a director, officer or controlling person of the registrant in the successful defense of any action, suit or proceeding) is asserted by such director, officer or controlling person in connection with the securities being registered, the registrant will, unless in the opinion of its counsel the matter has been settled by controlling precedent, submit to a court of appropriate jurisdiction the question

whether such indemnification by it is against public policy as expressed in the Act and will be governed by the final adjudication of such issue.

The undersigned registrant hereby undertakes that:

- (1) For purposes of determining any liability under the Securities Act of 1933, the information omitted from the form of prospectus filed as part of this registration statement in reliance upon Rule 430A and contained in a form of prospectus filed by the registrant pursuant to Rule 424(b)(1) or (4) or 497(h) under the Securities Act shall be deemed to be part of this registration statement as of the time it was declared effective.
- (2) For the purpose of determining any liability under the Securities Act of 1933, each post-effective amendment that contains a form of prospectus shall be deemed to be a new registration statement relating to the securities offered therein, and the offering of such securities at that time shall be deemed to be the initial bona fide offering thereof.

SIGNATURES

Pursuant to the requirements of the Securities Act of 1933, the registrant has duly caused this registration statement on Form S-1 to be signed on its behalf by the undersigned, thereunto duly authorized, in Waltham, Massachusetts on June 1, 2020.

DYNATRACE, INC.

By: /s/ John Van Siclen
John Van Siclen
Chief Executive Officer

POWER OF ATTORNEY

KNOW ALL PERSONS BY THESE PRESENTS, that each person whose signature appears below hereby constitutes and appoints John Van Siclen, Kevin Burns and Craig Newfield, and each of them, as his true and lawful attorney-in-fact and agent with full power of substitution, for him in any and all capacities, to sign any and all amendments to this registration statement (including post-effective amendments or any abbreviated registration statement and any amendments thereto filed pursuant to Rule 462(b) under the Securities Act of 1933 increasing the number of securities for which registration is sought), and to file the same, with all exhibits thereto and other documents in connection therewith, with the Securities and Exchange Commission, granting unto said attorney-in-fact, proxy, and agent full power and authority to do and perform each and every act and thing requisite and necessary to be done in connection therewith, as fully for all intents and purposes as he might or could do in person, hereby ratifying and confirming all that said attorney-in-fact, proxy and agent, or his substitute, may lawfully do or cause to be done by virtue hereof.

Pursuant to the requirements of the Securities Act of 1933, this registration statement on Form S-1 has been signed by the following persons in the capacities and on the dates indicated.

Signature	Title	Date
<u>/s/ John Van Siclen</u> John Van Siclen	Chief Executive Officer and Director (Principal Executive Officer)	June 1, 2020
<u>/s/ Kevin Burns</u> Kevin Burns	Chief Financial Officer and Treasurer (Principal Financial and Accounting Officer)	June 1, 2020
<u>/s/ Seth Boro</u> Seth Boro	Director	June 1, 2020
<u>/s/ Chip Virnig</u> Chip Virnig	Director	June 1, 2020
<u>/s/ James K. Lines</u> James K. Lines	Director	June 1, 2020
<u>/s/ Paul Zuber</u> Paul Zuber	Director	June 1, 2020
<u>/s/ Michael Capone</u> Michael Capone	Director	June 1, 2020
<u>/s/ Stephen Lifshatz</u> Stephen Lifshatz	Director	June 1, 2020
<u>/s/ Jill Ward</u> Jill Ward	Director	June 1, 2020

Dynatrace, Inc.

Common Stock, par value \$0.001 per share

Underwriting Agreement

June [●], 2020

Goldman Sachs & Co. LLC
J.P. Morgan Securities LLC

c/o Goldman Sachs & Co. LLC
re200 West Street
New York, New York 10282

c/o J.P. Morgan Securities LLC
383 Madison Avenue
New York, New York 10179

Ladies and Gentlemen:

The stockholders named in Schedule II hereto (the “**Selling Stockholders**”) of Dynatrace, Inc., a Delaware corporation (the “**Company**”), propose, subject to the terms and conditions stated in this agreement (this “**Agreement**”), to sell to the Underwriters named in Schedule I hereto (the “**Underwriters**”) an aggregate of 25,000,000 shares (the “**Firm Shares**”) and, at the election of the Underwriters, up to 3,750,000 additional shares (the “**Optional Shares**”) of common stock, par value \$0.001 per share (“**Stock**”), of the Company. The Firm Shares and the Optional Shares that the Underwriters elect to purchase pursuant to Section 2 hereof are herein collectively called the “**Shares**”.

(1) (a) The Company, which for purposes of this Section 1 includes any predecessor of the Company, including, without limitation, Dynatrace LLC, a Delaware limited liability company, represents and warrants to, and agrees with, each of the Underwriters that:

(i) A registration statement on Form S-1 (File No. 333-[●]) (the “**Initial Registration Statement**”) in respect of the Shares has been filed with the U.S. Securities and Exchange Commission (the “**Commission**”); the Initial Registration Statement and any post-effective amendment thereto, each in the form heretofore delivered to you, have been declared effective by the Commission in such form; other than a registration statement, if any, increasing the size of the offering (a “**Rule 462(b) Registration Statement**”), filed pursuant to Rule 462(b) under the Securities Act of 1933, as amended (the “**Act**”), which became effective upon filing, no other document with respect to the Initial Registration Statement has been filed with the Commission; and no stop order suspending the effectiveness of the Initial Registration Statement, any post-effective amendment thereto or the Rule 462(b) Registration Statement, if any, has been issued and no proceeding for that purpose has been initiated or, to the knowledge of the Company, threatened by the Commission (any preliminary prospectus included in the Initial Registration Statement or

filed with the Commission pursuant to Rule 424(a) of the rules and regulations of the Commission under the Act is hereinafter called a **“Preliminary Prospectus”**; the various parts of the Initial Registration Statement and the Rule 462(b) Registration Statement, if any, including all exhibits thereto and including the information contained in the form of final prospectus filed with the Commission pursuant to Rule 424(b) under the Act in accordance with Section 5(a) hereof and deemed by virtue of Rule 430A under the Act to be part of the Initial Registration Statement at the time it was declared effective, each as amended at the time such part of the Initial Registration Statement became effective or such part of the Rule 462(b) Registration Statement, if any, became or hereafter becomes effective, are hereinafter collectively called the **“Registration Statement”**; the Preliminary Prospectus relating to the Shares that was included in the Registration Statement immediately prior to the Applicable Time (as defined in Section 1(a)(iii) hereof) is hereinafter called the **“Pricing Prospectus”**; the final prospectus, in the form first filed pursuant to Rule 424(b) under the Act, is hereinafter called the **“Prospectus”**; any “issuer free writing prospectus” as defined in Rule 433 under the Act relating to the Shares is hereinafter called an **“Issuer Free Writing Prospectus”**; any oral or written communication with potential investors undertaken in reliance on Section 5(d) of the Act is hereinafter called a **“Section 5(d) Communication”**; and any Section 5(d) Communication that is a written communication within the meaning of Rule 405 under the Act is hereinafter called a **“Section 5(d) Writing”**;

(ii) (A) No order preventing or suspending the use of any Preliminary Prospectus or any Issuer Free Writing Prospectus has been issued by the Commission, and (B) each Preliminary Prospectus, at the time of filing thereof, conformed in all material respects to the requirements of the Act and the rules and regulations of the Commission thereunder, and did not contain an untrue statement of a material fact or omit to state a material fact required to be stated therein or necessary to make the statements therein, in the light of the circumstances under which they were made, not misleading; provided, however, that this representation and warranty shall not apply to any statements or omissions made in reliance upon and in conformity with the Underwriter Information (as defined in Section 9(c) of this Agreement);

(iii) For the purposes of this Agreement, the **“Applicable Time”** is [●] p.m. (Eastern time) on the date of this Agreement. The Pricing Prospectus, as supplemented by the information listed on Schedule III(c) hereto, taken together (collectively, the **“Pricing Disclosure Package”**), as of the Applicable Time, did not, and as of each Time of Delivery (as defined in Section 4(a) of this Agreement) will not, include any untrue statement of a material fact or omit to state any material fact necessary in order to make the statements therein, in the light of the circumstances under which they were made, not misleading; and each Issuer Free Writing Prospectus and each Section 5(d) Writing does not conflict with the information contained in the Registration Statement, the Pricing Prospectus or the Prospectus, and each Issuer Free Writing Prospectus and each Section 5(d) Writing, each as supplemented by and taken together with the Pricing Disclosure Package, as of the Applicable Time, did not include any untrue statement of a material fact or omit to state any material fact necessary in order to make the statements therein, in the light of the circumstances under which they were made, not misleading; provided, however, that this representation and warranty shall not apply to statements or omissions made in an Issuer Free Writing Prospectus or Section 5(d) Writing in reliance upon and in conformity with the Underwriter Information;

(iv) No documents were filed with the Commission since the Commission's close of business on the business day immediately prior to the date of this Agreement and prior to the execution of this Agreement, except as set forth on Schedule III(b) hereto;

(v) The Registration Statement conforms, and the Prospectus and any further amendments or supplements to the Registration Statement and the Prospectus will conform, in all material respects to the requirements of the Act and the rules and regulations of the Commission thereunder and do not and will not, as of the applicable effective date as to each part of the Registration Statement, as of the applicable filing date as to the Prospectus and any amendment or supplement thereto, and as of each Time of Delivery, contain an untrue statement of a material fact or omit to state a material fact required to be stated therein or necessary to make the statements therein not misleading; provided, however, that this representation and warranty shall not apply to any statements or omissions made in reliance upon and in conformity with the Underwriter Information;

(vi) Neither the Company nor any of its subsidiaries has, since the date of the latest audited financial statements included in the Pricing Prospectus, (i) sustained any material loss or interference with its business from fire, explosion, flood or other calamity, whether or not covered by insurance, or from any labor dispute or court or governmental action, order or decree or (ii) entered into any transaction or agreement (whether or not in the ordinary course of business) that is material to the Company and its subsidiaries taken as a whole or incurred any liability or obligation, direct or contingent, that is material to the Company and its subsidiaries taken as a whole, in each case otherwise than as set forth or contemplated in the Pricing Prospectus; and, since the respective dates as of which information is given in the Registration Statement and the Pricing Prospectus, there has not been any (x) change in the capital stock (other than as a result of (i) the exercise of any outstanding stock options or the settlement of any outstanding restricted stock units or the award of stock options or restricted stock units in the ordinary course of business pursuant to the Company's equity plans that are described in the Pricing Prospectus and the Prospectus or (ii) the issuance, if any, of stock upon conversion of Company securities as described in the Pricing Prospectus and the Prospectus) or long-term debt of the Company or any of its subsidiaries or (y) Material Adverse Effect (as defined below); as used in this Agreement, "**Material Adverse Effect**" shall mean any material adverse change or effect, or any development involving a prospective material adverse change or effect, in or affecting (i) the business, properties, general affairs, management, financial position, stockholders' equity or results of operations of the Company and its subsidiaries, taken as a whole, except as set forth or contemplated in the Pricing Prospectus, or (ii) the ability of the Company to perform its obligations under this Agreement, or to consummate the transactions contemplated in the Pricing Prospectus and the Prospectus;

(vii) The Company and its subsidiaries do not own any real property. The Company and its subsidiaries have good and marketable title to all personal property owned by them, in each case free and clear of all liens, encumbrances and defects except such as are described in the Pricing Prospectus or such as do not materially affect the value of such property and do not interfere with the use made and proposed to be made of such property by the Company and its subsidiaries; and any real property and buildings held under lease by the Company and its subsidiaries are held by them under valid, subsisting and enforceable leases with such exceptions as are not material and

do not materially interfere with the use made and proposed to be made of such property and buildings by the Company and its subsidiaries;

(viii) Each of the Company and each of its subsidiaries (i) has been duly organized and is validly existing as a corporation or other applicable entity in good standing under the laws of its jurisdiction of incorporation or organization, with power and authority (corporate and other) to own its properties and conduct its business as described in the Pricing Prospectus, or (ii) has been duly qualified as a foreign corporation, limited liability company or other entity for the transaction of business and is in good standing under the laws of each other jurisdiction in which it owns or leases properties or conducts any business so as to require such qualification, except where the failure to be so qualified or in good standing in any such jurisdiction would not, individually or in the aggregate, reasonably be expected to have a Material Adverse Effect; and each subsidiary of the Company has been listed in the Registration Statement;

(ix) The Company has an authorized capitalization as set forth in the Pricing Prospectus and all of the issued shares of capital stock of the Company, including the Shares to be sold by the Selling Stockholders hereunder, have been duly authorized and validly issued and are fully paid and non-assessable and conform to the description of the Company's capital stock contained in the Pricing Disclosure Package and the Prospectus; and all of the issued shares of capital stock of each subsidiary of the Company have been duly authorized and validly issued, are fully paid and non-assessable and (except, in the case of any foreign subsidiary, for directors' qualifying shares) are owned directly or indirectly by the Company, free and clear of all liens, encumbrances, equities or claims;

(x) The compliance by the Company with this Agreement and the consummation of the transactions contemplated in this Agreement and the Pricing Prospectus will not conflict with or result in a breach or violation of any of the terms or provisions of, or constitute a default under, (A) any indenture, mortgage, deed of trust, loan agreement, lease or other agreement or instrument to which the Company or any of its subsidiaries is a party or by which the Company or any of its subsidiaries is bound or to which any of the property or assets of the Company or any of its subsidiaries is subject, (B) the certificate of incorporation or by-laws or similar organizational documents of the Company or any of its subsidiaries, or (C) any statute or any judgment, order, rule or regulation of any court or governmental agency or body having jurisdiction over the Company or any of its subsidiaries or any of their properties, except in the case of clauses (A) and (C) above for such conflicts, breaches, violations or defaults that would not, individually or in the aggregate, reasonably be expected to have a Material Adverse Effect; and no consent, approval, authorization, order, registration or qualification of or with any such court or governmental agency or body is required for the sale of the Shares by the Selling Stockholders or the consummation by the Company of the transactions contemplated by this Agreement, except for the registration under the Act of the sale of the Shares, the registration of the Stock under the Securities Exchange Act of 1934, as amended (the "**Exchange Act**"), the approval by the Financial Industry Regulatory Authority, Inc. ("**FINRA**") of the underwriting terms and arrangements, the approval for listing on the New York Stock Exchange (the "**Exchange**") and such consents, approvals, authorizations, orders, registrations or qualifications as may be required under state securities or Blue Sky laws, the rules

and regulations of FINRA or the Exchange in connection with the purchase and distribution of the Shares by the Underwriters;

(xi) Neither the Company nor any of its subsidiaries is (i) in violation of its certificate of incorporation or by-laws or similar organizational documents, (ii) in violation of any statute or any judgment, order, rule or regulation of any court or governmental agency or body having jurisdiction over the Company or any of its subsidiaries or any of their properties, or (iii) in default in the performance or observance of any obligation, agreement, covenant or condition contained in any indenture, mortgage, deed of trust, loan agreement, lease or other agreement or instrument to which it is a party or by which it or any of its properties may be bound, except, in the case of the foregoing clauses (ii) and (iii), for such defaults as would not, individually or in the aggregate, reasonably be expected to have a Material Adverse Effect;

(xii) The statements set forth in the Pricing Prospectus and the Prospectus under the caption “Description of Capital Stock”, insofar as they purport to constitute a summary of the terms of the Company’s capital stock, and under the caption “Material U.S. Federal Income Tax Considerations for Non-U.S. Holders of Our Common Stock”, insofar as they purport to describe the provisions of the laws and documents referred to therein, are accurate and complete in all material respects;

(xiii) Other than as set forth in the Pricing Prospectus, there are no legal or governmental proceedings pending to which the Company or any of its subsidiaries or, to the Company’s knowledge, any officer or director of the Company is a party or of which any property or assets of the Company or any of its subsidiaries or, to the Company’s knowledge, any officer or director of the Company is the subject which, if determined adversely to the Company or any of its subsidiaries (or such officer or director), would individually or in the aggregate, reasonably be expected to have a Material Adverse Effect; and, to the Company’s knowledge, no such proceedings are threatened or contemplated by governmental authorities or others;

(xiv) The Company is not an “investment company”, as such term is defined in the Investment Company Act of 1940, as amended, and the rules and regulations of the Commission thereunder;

(xv) At the time of filing the Initial Registration Statement and any post-effective amendment thereto, at the earliest time thereafter that the Company or any offering participant made a bona fide offer (within the meaning of Rule 164(h)(2) under the Act) of the Shares, and at the date hereof, the Company was not, and the Company is not, and as of each Time of Delivery will not be, an “ineligible issuer”, as defined in Rule 405 under the Act;

(xvi) BDO USA, LLP, which has audited certain financial statements of the Company and its subsidiaries, is an independent registered public accounting firm as required by the Act and the rules and regulations of the Commission thereunder and the Public Company Accounting Oversight Board;

(xvii) The financial statements of the Company and its subsidiaries included in the Registration Statement, the Pricing Prospectus and the Prospectus, together with the related

schedules and notes, present fairly the financial position of the Company and its subsidiaries at the dates indicated and the statement of operations, stockholders' equity and cash flows of the Company and its subsidiaries for the periods specified; the financial statements of the Company and its subsidiaries included in the Registration Statement comply with the applicable requirements of the Act and have been prepared in conformity with U.S. generally accepted accounting principles ("GAAP") applied on a consistent basis throughout the periods involved except as disclosed therein; the supporting schedules included in the Registration Statement, if any, present fairly the information required to be stated therein in accordance with GAAP; the selected financial data and the summary financial information included in the Registration Statement, the Pricing Prospectus and the Prospectus present fairly the information shown therein and have been compiled on a basis consistent with that of the audited financial statements included therein, except as disclosed therein. Except as included therein, no historical or pro forma financial statements or supporting schedules are required to be included or incorporated by reference in the Registration Statement, the Pricing Prospectus or the Prospectus under the Act and the rules and regulations of the Commission thereunder; to the extent included in the Registration Statement, the Pricing Prospectus and the Prospectus, the pro forma financial information and the related notes thereto included therein have been prepared in accordance with the applicable requirements of the Act and comply with Regulation G of the Exchange Act, and Item 10 of Regulation S-K of the Act, to the extent applicable; all other financial information included in the Registration Statement, the Pricing Prospectus and the Prospectus has been derived from the accounting records of the Company and its subsidiaries and presents fairly in all material respects the information shown thereby;

(xviii) The Company is in compliance with all applicable provisions of the Sarbanes-Oxley Act of 2002 and the rules and regulations promulgated in connection therewith that the Company is required to comply with as of the date of this Agreement;

(xix) The Company maintains a system of internal control over financial reporting (as such term is defined in Rule 13a-15(f) under the Exchange Act) that complies with the requirements of the Exchange Act applicable to the Company and has been designed by the Company's principal executive officer and principal financial officer, or under their supervision, to (i) provide reasonable assurance regarding the reliability of financial reporting and the preparation of financial statements for external purposes in accordance with GAAP and (ii) provide reasonable assurance that (A) transactions are executed in accordance with management's general or specific authorizations and (B) the recorded accountability for assets is compared with the existing assets at reasonable intervals and appropriate action is taken with respect to any differences. The Company's internal control over financial reporting is effective and the Company is not aware of any material weaknesses in its internal control over financial reporting;

(xx) Since the date of the latest audited financial statements included in the Pricing Prospectus, there has been no change in the Company's internal control over financial reporting that has materially adversely affected, or is reasonably likely to materially adversely affect, the Company's internal control over financial reporting;

(xxi) The Company maintains disclosure controls and procedures (as such term is defined in Rule 13a-15(e) under the Exchange Act) designed to comply with the requirements of the

Exchange Act applicable to the Company; such disclosure controls and procedures have been designed to ensure that material information relating to the Company and its subsidiaries is made known to the Company's principal executive officer and principal financial officer by others within those entities; and such disclosure controls and procedures are effective;

(xxii) This Agreement has been duly authorized, executed and delivered by the Company;

(xxiii) The Company and its subsidiaries own, or otherwise have the right to use (including pursuant to license, sublicense, agreement or permission), the material patents, trademarks, service marks, patent applications, trade names, copyrights, trade secrets, domain names, information, know-how, proprietary rights and processes (collectively, "**Intellectual Property**") necessary to conduct the business of the Company and its subsidiaries as described in the Pricing Prospectus and the Prospectus and necessary in connection with the products and services under development, without any known conflict with or infringement of the intellectual property rights of others, and have taken reasonable steps to secure interests in such Intellectual Property and have taken reasonable steps to secure assignment of such Intellectual Property to the Company from its employees and contractors; except as set forth in the Pricing Prospectus and the Prospectus, to the Company's knowledge, there has not been any infringement by any third party of any Intellectual Property or other similar rights of the Company or any of its subsidiaries; except as set forth in the Pricing Prospectus and the Prospectus, there are no outstanding options, licenses or agreements of any kind relating to the Intellectual Property of the Company that are required to be set forth in the Pricing Prospectus and the Prospectus; except as set forth in the Pricing Prospectus and the Prospectus, neither the Company nor any of its subsidiaries is a party to or bound by any options, licenses or agreements with respect to the Intellectual Property of any other person or entity that are required to be set forth in the Pricing Prospectus and the Prospectus; to the knowledge of the Company, none of the technology employed by the Company has been obtained or is being used by the Company or its subsidiaries in violation of any contractual obligation binding on the Company or any of its subsidiaries or any of its directors or executive officers or any of its employees or otherwise in violation of the rights of any persons; except as disclosed in the Pricing Prospectus and the Prospectus, neither the Company nor any of its subsidiaries has received any written communications alleging that the Company or any of its subsidiaries has violated, infringed or conflicted with, or, by conducting its business as described in the Pricing Prospectus and the Prospectus, would violate, infringe or conflict with any of the Intellectual Property of any other person or entity; and the Company and its subsidiaries have taken and will maintain reasonable measures to prevent the unauthorized dissemination or publication of their confidential information and, to the extent contractually required to do so, the confidential information of third parties in their possession. The Company and its subsidiaries have used all software and other materials distributed under a "free," "open source" or similar licensing model (including but not limited to the GNU General Public License, GNU Lesser General Public License and GNU Affero General Public License) ("**Open Source Materials**") in compliance with all license terms applicable to such Open Source Materials; neither the Company nor any of its subsidiaries has used or distributed any Open Source Materials in a manner that requires or has required (i) the Company or any of its subsidiaries to permit a third party to reverse-engineer any products or services owned by the Company or any of its subsidiaries, or any software code or other technology owned by the Company or any of its subsidiaries, except as otherwise required by applicable law; or (ii) any products or

services owned by the Company or any of its subsidiaries, or any software code or other technology owned by the Company or any of its subsidiaries, to be (A) disclosed or distributed to third parties in source code form, (B) licensed for the purpose of a third party making derivative works, or (C) redistributable to third parties at no charge;

(xxiv) The Company and its subsidiaries have (A) paid all federal, state, local and foreign taxes required to be paid through the date hereof, except any such taxes being contested in good faith and for which adequate reserves have been established in accordance with GAAP, and (B) filed all tax returns required to be filed through the date hereof, in each case except for those returns for which a request for extension has been filed and except where the failure to pay or file would not have a Material Adverse Effect; and there is no tax deficiency that has been, or could reasonably be expected to be, asserted against the Company or any of its subsidiaries or any of their respective properties or assets;

(xxv) The Company and its subsidiaries possess all licenses, certificates, permits and other authorizations issued by, and have made all declarations and filings with, the appropriate federal, state, local or foreign governmental or regulatory authorities that are necessary for the ownership or lease of their respective properties or the conduct of their respective businesses as described in the Pricing Prospectus and the Prospectus; and neither the Company nor any of its subsidiaries has received notice of any revocation or modification of any such license, certificate, permit or authorization or has any reason to believe that any such license, certificate, permit or authorization will not be renewed in the ordinary course;

(xxvi) No labor disturbance by or dispute with employees of the Company or any of its subsidiaries exists or, to the Company's knowledge, is contemplated or threatened, and the Company is not aware of any existing or imminent labor disturbance by, or dispute with, the employees of any of the Company's or any of its subsidiaries' principal suppliers, manufacturers, contractors or customers. Neither the Company nor any of its subsidiaries has received any notice of cancellation or termination with respect to any collective bargaining agreement to which it is a party;

(xxvii) (A) Each employee benefit plan, within the meaning of Section 3(3) of the Employee Retirement Income Security Act of 1974, as amended ("**ERISA**"), for which the Company or any member of its "Controlled Group" (defined as any organization which is a member of a controlled group of corporations within the meaning of Section 414 of the Internal Revenue Code of 1986, as amended (the "**Code**")) would have any liability (each, a "**Plan**") has been maintained in compliance with its terms and the requirements of any applicable statutes, orders, rules and regulations, including but not limited to, ERISA and the Code, except for noncompliance that would not, individually or in the aggregate, reasonably be expected to result in a Material Adverse Effect; (B) no prohibited transaction, within the meaning of Section 406 of ERISA or Section 4975 of the Code, excluding transactions effected pursuant to a statutory or administrative exemption, has occurred with respect to any Plan that would, individually or in the aggregate, reasonably be expected to result in a Material Adverse Effect; (C) neither the Company nor any member of its Controlled Group have ever maintained or contributed to or participated in a Plan that is subject to the funding rules of Section 412 of the Code or Section 302 of ERISA) or a "multiemployer plan" within the meaning of Section 4001(a)(3) of ERISA; and (D) there is no pending audit or investigation by the Internal Revenue

Service, the U.S. Department of Labor or any other governmental agency or any foreign regulatory agency with respect to any Plan that would, individually or in the aggregate, reasonably be expected to result in a Material Adverse Effect;

(xxviii) (A) The Company and its subsidiaries (1) are in compliance with any and all applicable federal, state, local and foreign laws (including common law), rules, regulations, requirements, decisions, decrees, orders and other legally enforceable requirements relating to the use, management, disposal or release of hazardous or toxic substances or wastes the environment, natural resources or the protection of human or worker health or safety (collectively, “**Environmental Laws**”), (2) have obtained and are in compliance with all permits, licenses, certificates or other authorizations or approvals required of them under applicable Environmental Laws to conduct their respective businesses, (3) have not received written notice of any actual or potential liability (including, without limitation, such liability of a third party that could reasonably be expected to have a Material Adverse Effect on the Company or any of its subsidiaries) under or relating to, or actual or potential violation of, any Environmental Laws, as the case may be as to clauses (1), (2) and/or (3), would not have a Material Adverse Effect;

(xxix) There has been no storage, generation, transportation, use, handling, treatment, Release or threat of Release of Hazardous Substances by, due to or caused by the Company or any of its subsidiaries (or, to the Company’s knowledge, any other entity (including any predecessor) for whose acts or omissions the Company or any of its subsidiaries is or would reasonably be expected to be liable) at, on, under or from any property or facility now or previously owned, operated or leased by the Company or any of its subsidiaries, or at, on, under or from any other property, in violation of any Environmental Laws or in a manner or amount or to a location that would reasonably be expected to result in any liability under any Environmental Law. “**Hazardous Substances**” means any material, chemical, substance, waste, pollutant, contaminant, compound, mixture, or constituent thereof, in any form or amount, including petroleum (including crude oil or any fraction thereof) and petroleum products, natural gas liquids, asbestos and asbestos containing materials, and polychlorinated biphenyls, that is regulated or which can give rise to liability under any Environmental Law. “**Release**” means any spilling, leaking, pumping, pouring, emitting, emptying, discharging, injecting, escaping, leaching, dumping, disposing or migrating into or through the indoor or outdoor environment;

(xxx) Except as would not have a Material Adverse Effect, neither the Company nor any of its subsidiaries has violated (A) any federal, state or local law or foreign law relating to discrimination in hiring, promotion or pay of employees, or (B) any applicable wage or hour laws;

(xxxi) The Company and its subsidiaries have insurance covering their respective properties, operations, personnel and businesses, including business interruption insurance, which insurance is in amounts and insures against such losses and risks as are reasonable and is ordinary and customary for comparable companies in the same or similar businesses; and neither the Company nor any of its subsidiaries has (A) received notice from any insurer or agent of such insurer that capital improvements or other expenditures are required or necessary to be made in order to continue such insurance or (B) any reason to believe that it will not be able to renew its existing insurance

coverage as and when such coverage expires or to obtain similar coverage at reasonable cost from similar insurers as may be necessary to continue its business;

(xxxii) Neither the Company nor any of its subsidiaries nor, to the knowledge of the Company, any director, officer, agent, employee, affiliate or other person associated with or acting on behalf of the Company or any of its subsidiaries has (i) made or taken an act in furtherance of an offer, promise or authorization of any unlawful contribution, gift, entertainment or other unlawful expense relating to political activity; (ii) made, offered, promised or authorized any direct or indirect unlawful payment to any foreign or domestic government official or employee from corporate funds, including of any government-owned or controlled entity or of a public international organization, or any person acting in an official capacity for or on behalf of the foregoing, or any political party, party official or candidate for political office; (iii) violated or is in violation of any provision of the Foreign Corrupt Practices Act of 1977, as amended, the Bribery Act 2010 of the United Kingdom, any applicable law or regulation implementing the OECD Convention on Combating Bribery of Foreign Public Officials in International Business Transactions or any other applicable anti-bribery or anti-corruption law; or (iv) made any bribe, rebate, payoff, influence payment, kickback or other unlawful payment, or offered, agreed, requested or promised to make any such payment or taken an act in furtherance of any bribe or other unlawful benefit, including, without limitation, any rebate, payoff, influence, benefit, kickback or other unlawful or improper payment or benefit; nor will the Company take any of the actions set forth in the foregoing (i) through (iv) of this sentence. The Company, its subsidiaries and its affiliates have instituted, maintain and enforce, and will continue to maintain and enforce, policies and procedures designed to promote and ensure compliance with all applicable anti-bribery and anti-corruption laws;

(xxxiii) The operations of the Company and its subsidiaries are and have been conducted at all times in compliance with the requirements of applicable anti-money laundering laws, including, but not limited to, the Currency and Foreign Transactions Reporting Act of 1970, as amended, the money laundering statutes of all applicable jurisdictions, the rules and regulations promulgated thereunder, and any related or similar rules, regulations or guidelines issued, administered or enforced by any governmental agency having jurisdiction over the Company or any of its subsidiaries (collectively, the **“Money Laundering Laws”**) and no action, suit or proceeding by or before any court or governmental agency, authority or body or any arbitrator involving the Company or any of its subsidiaries with respect to the Money Laundering Laws is pending or, to the knowledge of the Company, threatened;

(xxxiv) Neither the Company nor any of its subsidiaries nor, to the knowledge of the Company, any director, officer, agent, employee or affiliate of the Company or any of its subsidiaries is currently the subject or the target of any sanctions administered or enforced by the U.S. government, including, without limitation, the Office of Foreign Assets Control of the U.S. Department of the Treasury (**“OFAC”**), or the U.S. Department of State and including, without limitation, the designation as a “specially designated national” or “blocked person”, the European Union, Her Majesty’s Treasury, the United Nations Security Council, or other relevant sanctions authority (collectively, **“Sanctions”**), nor is the Company or any of its subsidiaries located, organized or resident in a country or territory that is the subject or target of Sanctions, including, without limitation, Cuba, Iran, North Korea, Syria and the Crimea region of Ukraine (each, a **“Sanctioned**

Country”). For the past five years, the Company and its subsidiaries have not knowingly engaged in and are not now knowingly engaged in any unlawful dealings or transactions with any person that at the time of the dealing or transaction is or was the subject or the target of Sanctions or with any Sanctioned Country;

(xxxv) No relationship, direct or indirect, exists between or among the Company or any of its subsidiaries, on the one hand, and the directors, officers, stockholders, customers, suppliers or other affiliates of the Company or any of its subsidiaries, on the other, that is required by the Act to be described in each of the Registration Statement and the Prospectus and that is not so described in such documents and in the Pricing Prospectus;

(xxxvi) The statistical and market-related data included in the Pricing Prospectus and the Prospectus is based on or derived from sources that the Company believes are reliable and accurate in all material respects, and, to the extent required, the Company has obtained the written consent to the use of such data from such sources;

(xxxvii) There are no persons with registration rights or other similar rights to have any equity or debt securities registered for sale under the Registration Statement or included in the offering contemplated by this Agreement, except for such rights as may be described in the Pricing Prospectus and the Prospectus. The holders of outstanding shares of the Company’s capital stock are not entitled to preemptive or other rights to subscribe for the Shares that have not been complied with or otherwise effectively waived;

(xxxviii) The Company has operated its business in a manner compliant in all material respects with all applicable privacy, data security and data protection laws, rules and regulations (“**Privacy Rules**”), all contractual obligations and all Company policies applicable to the Company’s collection, handling, usage, disclosure, transfer, storage, and other processing of all data or information that identifies a specific person or when combined with other information held by the Company can be reasonably linked to a specific person or that constitutes personal data, personal information or personally identifiable information (“**Personal Data**”), along with all other data, including without limitation, IP addresses, mobile device identifiers and website usage activity data (“**Device and Activity Data**”), under any applicable Privacy Rules. In addition, in collecting, handling, using, disclosing and/or storing Device and Activity Data, the Company complies in all material respects with all applicable and legally binding industry guidelines and codes of conduct. The Company has implemented, maintains and materially complies with reasonable and appropriate administrative, technical and physical safeguards, as well as policies and procedures, designed to ensure the integrity, security and confidentiality of all Personal Data and all Device and Activity Data collected, handled, used, disclosed, transferred, stored or otherwise processed in connection with the Company’s operation of its business. Such safeguards, policies and procedures comply with all Privacy Rules in all material respects. The Company complies in all material respects with, has policies and procedures in place designed to ensure compliance with applicable Privacy Rules, including a publicly available privacy policy, and takes appropriate steps to ensure compliance with such policies and procedures. Such policies and procedures comply in all material respects with all applicable Privacy Rules as well as all contractual obligations applicable to the Company. The Company has required and does require all third parties to which it provides any Personal Data or

Device and Activity Data to maintain the privacy and security of such Personal Data or Device and Activity Data, as applicable, including by contractually requiring such third parties to protect such Personal Data or Device Activity Data, as applicable, from unauthorized access by and/or disclosure to any unauthorized third parties. Except as disclosed in the Pricing Disclosure Package, to the Company's knowledge, the Company has not experienced any unauthorized access to, or unauthorized disclosure of, Personal Data maintained by the Company that has compromised the privacy and/or security of such Personal Data. The Company has not been subject to or associated with any complaints, claims, audits, investigations, lawsuits, enforcement actions, consent orders or allegations related to violations of Privacy Rules by the Company or otherwise related to the collection, handling, usage, disclosure, transfer, storage or other processing of Personal Data and, to the Company's knowledge, there are no facts or circumstances that could form the basis for any such complaints, claims, audits, investigations, lawsuits, enforcement actions, consent orders or allegations;

(xxxix) The Company has not and, to its knowledge, no one acting on its behalf has, (A) taken and will not take, directly or indirectly, any action that is designed to or that has constituted or would reasonably be expected to cause or result in stabilization or manipulation of the price of the Shares;

(xl) Since the date as of which information is given in the Pricing Prospectus, and except as may otherwise be disclosed in the Pricing Prospectus, the Company has not (A) issued or granted any securities, other than pursuant to employee benefit plans, stock option plans or other employee compensation plans disclosed in the Pricing Prospectus or pursuant to outstanding options, rights or warrants, (B) incurred any material liability or obligation, direct or contingent, other than liabilities and obligations that were incurred in the ordinary course of business, (C) entered into any material transaction not in the ordinary course of business or (D) declared or paid any dividends on its capital stock;

(xli) Except as described in the Pricing Prospectus and the Prospectus, there are no contracts, agreements or understandings between the Company and any person that would give rise to a valid claim against the Company or any Underwriter for a brokerage commission, finder's fee or other like payment in connection with this offering;

(xlii) From the time of the initial confidential submission of the Registration Statement to the Commission (or, if earlier, the first date on which a Section 5(d) Communication was made) through the date hereof, the Company has been and is an "emerging growth company", as defined in Section 2(a)(19) of the Act (an "**Emerging Growth Company**");

(xliii) There are no off-balance sheet arrangements (as defined in Regulation S-K Item 303(a)(4)(ii)) that may have a Material Adverse Effect;

(xliv) The Company has the requisite corporate power and authority to execute, deliver and perform its obligations under this Agreement and to consummate the transactions contemplated hereby;

(xlv) There are no debt securities or preferred stock of, or guaranteed by, the Company that are rated by a “nationally recognized statistical rating organization,” as such term is defined in Section 3(a)(62) of the Exchange Act; and

(xlvi) No person to whom securities of the Company have been issued between November 30, 2019 and the date of this Agreement has any relationship or affiliation or association with any FINRA member.

(b) Each of the Selling Stockholders severally and not jointly represents and warrants to, and agrees with, each of the Underwriters and the Company that:

(i) All consents, approvals, authorizations and orders necessary for the execution and delivery by such Selling Stockholder of this Agreement and, to the extent applicable, the Power of Attorney and the Custody Agreement referred to below, and for the sale and delivery of the Shares to be sold by such Selling Stockholder hereunder, have been obtained (except for the registration under the Act of the Shares and such consents, approvals, authorizations and orders as may be required under state securities or Blue Sky laws, the rules and regulations of FINRA or the approval for listing on the Exchange); and such Selling Stockholder has full right, power and authority to enter into this Agreement, and, if applicable, the Power of Attorney and the Custody Agreement, and to sell, assign, transfer and deliver the Shares to be sold by such Selling Stockholder hereunder;

(ii) The sale of the Shares to be sold by such Selling Stockholder hereunder and the compliance by such Selling Stockholder with this Agreement and, if applicable, the Power of Attorney and the Custody Agreement and the consummation of the transactions herein and therein contemplated will not (A) conflict with or result in a breach or violation of any of the terms or provisions of, or constitute a default under, any statute, indenture, mortgage, deed of trust, loan agreement, lease or other agreement or instrument to which such Selling Stockholder is a party or by which such Selling Stockholder is bound or to which any of the property or assets of such Selling Stockholder is subject, or (B) result in any violation of (i) the provisions of the certificate of incorporation or by-laws of such Selling Stockholder if such Selling Stockholder is a corporation, the partnership agreement of such Selling Stockholder if such Selling Stockholder is a partnership, or similar organizational documents if such Selling Stockholder is another type of entity or (ii) any statute or any judgment, order, rule or regulation of any court or governmental agency or body having jurisdiction over such Selling Stockholder or any of its subsidiaries or any property or assets of such Selling Stockholder, except in the case of clauses (A) and (B)(ii) for such conflicts, breaches or violations that would not reasonably be expected to have a material adverse effect on the ability of such Selling Stockholder to consummate the transactions contemplated by this Agreement (a “**Selling Stockholder Material Adverse Effect**”); and no consent, approval, authorization, order, registration or qualification of or with any such court or governmental body or agency is required for the performance by such Selling Stockholder of its obligations under this Agreement and, if applicable, the Power of Attorney and the Custody Agreement and the consummation by such Selling Stockholder of the transactions contemplated by this Agreement and, if applicable, the Power of Attorney and the Custody Agreement in connection with the Shares to be sold by such Selling Stockholder hereunder, except the registration under the Act of the Shares, the approval by FINRA of the underwriting terms and arrangements, the approval for listing on the Exchange and such

consents, approvals, authorizations, orders, registrations or qualifications as may be required under state securities or Blue Sky laws in connection with the purchase and distribution of the Shares by the Underwriters or such that, if not obtained, would not, individually or in the aggregate, reasonably be expected to have a Selling Stockholder Material Adverse Effect;

(iii) Such Selling Stockholder has, and immediately prior to each Time of Delivery such Selling Stockholder will have, good and valid title to, or a valid “security entitlement” within the meaning of Section 8-501 of the New York Uniform Commercial Code in respect of, the Shares to be sold by such Selling Stockholder hereunder at such Time of Delivery, free and clear of all liens, encumbrances, equities or claims, except for any liens, encumbrances, equities or claims pursuant to the Custody Agreement, if applicable; and, upon delivery of such Shares and payment therefor pursuant hereto, good and valid title to such Shares, free and clear of all liens, encumbrances, equities or claims, will pass to the several Underwriters;

(iv) On or prior to the date of the Pricing Prospectus, such Selling Stockholder has executed and delivered to the Underwriters an agreement substantially in the form of Annex II hereto.

(v) Such Selling Stockholder has not taken and will not take, directly or indirectly, any action that is designed to or that has constituted or might reasonably be expected to cause or result in stabilization or manipulation of the price of any security of the Company to facilitate the sale or resale of the Shares;

(vi) To the extent that any statements or omissions made in the Registration Statement, any Preliminary Prospectus, the Prospectus or any amendment or supplement thereto are made in reliance upon and in conformity with written information furnished to the Company by such Selling Stockholder pursuant to Items 7 and 11(m) of Form S-1 expressly for use therein, such Registration Statement and Preliminary Prospectus did, and the Prospectus and any further amendments or supplements to the Registration Statement and the Prospectus will, when they become effective or are filed with the Commission, as the case may be, not contain any untrue statement of a material fact or omit to state any material fact required to be stated therein or necessary to make the statements therein not misleading, it being understood and agreed that for the purposes of this Agreement, the only information so furnished by such Selling Stockholder consists of such Selling Stockholder’s Selling Stockholder Information (as defined in Section 9(b) of this Agreement);

(vii) In order to document the Underwriters’ compliance with the reporting and withholding provisions of the Tax Equity and Fiscal Responsibility Act of 1982 with respect to the transactions herein contemplated, such Selling Stockholder will deliver to the Underwriters prior to or at the First Time of Delivery a properly completed and executed United States Department of the Treasury Form W-9 (or other applicable form or statement specified by Department of the Treasury regulations in lieu thereof);

(viii) Such Selling Stockholder will deliver to the Underwriters, on the date of execution of this Agreement, a properly completed and executed Certification Regarding Beneficial Owners of Legal Entity Customers, together with copies of identifying documentation, and such Selling

Stockholder undertakes to provide such additional supporting documentation as the Underwriters may reasonably request in connection with the verification of the foregoing certification;

(ix) In the case of each Selling Stockholder denoted with an asterisk (“*”) on Schedule II (collectively, the “**POA Selling Stockholders**”), certificates in negotiable form or book-entry securities entitlements representing all of the Shares to be sold by each Selling Stockholder under the heading “Custody Agreement and Power of Attorney Selling Stockholders” on Schedule II hereto have been placed in custody under a Custody Agreement, in the form heretofore furnished to you (the “**Custody Agreement**”), duly executed and delivered by such Selling Stockholder to Computershare Inc., as custodian (the “**Custodian**”), and each Selling Stockholder under the heading “Custody Agreement and Power of Attorney Selling Stockholders” on Schedule II hereto has duly executed and delivered a Power of Attorney, in the form heretofore furnished to you (the “**Power of Attorney**”), appointing the persons indicated in Schedule II hereto, and each of them, as such Selling Stockholder’s attorneys-in-fact (the “**Attorneys-in-Fact**”) with authority to execute and deliver this Agreement on behalf of such Selling Stockholder, to determine the purchase price to be paid by the Underwriters to the Selling Stockholders as provided in Section 2 hereof, to authorize the delivery of the Shares to be sold by such Selling Stockholder hereunder and otherwise to act on behalf of such Selling Stockholder in connection with the transactions contemplated by this Agreement and the Custody Agreement; for the avoidance of doubt, the representations in this clause (ix) shall not be deemed to be made by any Selling Stockholder that is not a POA Selling Stockholder (collectively, the “**Sponsor Selling Stockholders**”);

(x) In the case of each POA Selling Stockholder, the Shares held in custody for such Selling Stockholder under the Custody Agreement are subject to the interests of the Underwriters hereunder; the arrangements made by such Selling Stockholder for such custody, and the appointment by such Selling Stockholder of the Attorneys-in-Fact by the Power of Attorney, are to that extent irrevocable, except in the case of the Custody Agreement, as set forth therein; the obligations of the Selling Stockholders hereunder shall not be terminated by operation of law, whether by the death or incapacity of any individual Selling Stockholder or, in the case of an estate or trust, by the death or incapacity of any executor or trustee or the termination of such estate or trust, or in the case of a partnership, limited liability company or corporation, by the dissolution of such partnership, limited liability company or corporation, or by the occurrence of any other event; if any individual Selling Stockholder or any such executor or trustee should die or become incapacitated, or if any such estate or trust should be terminated, or if any such partnership, limited liability company or corporation should be dissolved, or if any other such event should occur, before the delivery of the Shares to be sold by such Selling Stockholder hereunder, certificates or book entry securities entitlements representing the Shares to be sold by such Selling Stockholder hereunder shall be delivered by or on behalf of the Selling Stockholders in accordance with the terms and conditions of this Agreement and of the Custody Agreement, if applicable; and actions taken by the Attorneys-in-Fact pursuant to the Powers of Attorney shall be as valid as if such death, incapacity, termination, dissolution or other event had not occurred, regardless of whether or not

the Custodian, the Attorneys-in-Fact, or any of them, shall have received notice of such death, incapacity, termination, dissolution or other event; for the avoidance of doubt, the representations in this clause (x) shall not be deemed to be made by any Sponsor Selling Stockholder;

(xi) Other than The Kroger Co. Master Retirement Trust and UFCW Consolidated Pension Fund, such Selling Stockholder is not (i) an employee benefit plan subject to Title I of ERISA, (ii) a plan or account subject to Section 4975 of the Code, or (iii) an entity deemed to hold “plan assets” of any such plan or account under Section 3(42) of ERISA, 29 C.F.R. 2510.3-101, or otherwise; and

(xii) Such Selling Stockholder will not directly or indirectly use the proceeds of the offering of the Shares hereunder, or lend, contribute or otherwise make available such proceeds to any subsidiary, joint venture partner or other person or entity (i) to fund or facilitate any activities of or business with any person, or in any country or territory, that, at the time of such funding, is the subject or the target of Sanctions or (ii) in any other manner that will result in a violation by any person (including any person participating in the transaction, whether as underwriter, advisor, investor or otherwise) of Sanctions.

(2) Subject to the terms and conditions herein set forth, (a) each of the Selling Stockholders agrees, severally and not jointly, to sell to each of the Underwriters, and each of the Underwriters agrees, severally and not jointly, to purchase from each of the Selling Stockholders, at a purchase price per share of \$[●], the number of Firm Shares (to be adjusted by you so as to eliminate fractional shares) determined by multiplying the aggregate number of Firm Shares to be sold by each of the Selling Stockholders as set forth opposite their respective names in Schedule II hereto by a fraction, the numerator of which is the aggregate number of Firm Shares to be purchased by such Underwriter as set forth opposite the name of such Underwriter in Schedule I hereto and the denominator of which is the aggregate number of Firm Shares to be purchased by all of the Underwriters from all of the Selling Stockholders hereunder and (b) in the event and to the extent that the Underwriters shall exercise the election to purchase Optional Shares as provided below, each of the Selling Stockholders agrees, severally and not jointly, to sell to each of the Underwriters, and each of the Underwriters agrees, severally and not jointly, to purchase from each of the Selling Stockholders, at the purchase price per share set forth in clause (a) of this Section 2 (provided that the purchase price per Optional Share shall be reduced by an amount per share equal to any dividends or distributions declared by the Company and payable on the Firm Shares but not payable on the Optional Shares), that portion of the number of Optional Shares as to which such election shall have been exercised (to be adjusted by you so as to eliminate fractional shares) determined by multiplying such number of Optional Shares by a fraction, the numerator of which is the maximum number of Optional Shares which such Underwriter is entitled to purchase as set forth opposite the name of such Underwriter in Schedule I hereto and the denominator of which is the maximum number of Optional Shares that all of the Underwriters are entitled to purchase hereunder.

The Selling Stockholders, as and to the extent indicated in Schedule II hereto, hereby grant to the Underwriters the right to purchase at their election up to 3,750,000 Optional Shares, at the purchase price per share set forth in the paragraph above, provided that the purchase price per Optional Share shall be reduced by an amount per share equal to any dividends or distributions declared by the Company and payable on the Firm Shares but not payable on the Optional Shares. Any such election to purchase Optional Shares may be exercised only by written notice from you to the Company, the Sponsor Selling Stockholders and the Attorneys-in-Fact, given within a period of 30 calendar days after the date of this Agreement and setting forth the aggregate number of Optional Shares to be purchased and the date on which such Optional Shares are to be delivered, as determined by you but in no event earlier than the First Time of Delivery (as defined in Section 4(a) hereof) or, unless you and the Attorneys-in-Fact otherwise agree in writing, earlier than two or later than ten business days after the date of such notice.

(3) Upon the authorization by you of the release of the Firm Shares, the several Underwriters propose to offer the Firm Shares for sale upon the terms and conditions set forth in the Prospectus.

(4) (a) The Shares to be purchased by each Underwriter hereunder, in definitive or book-entry form, and in such authorized denominations and registered in such names as the Underwriters may request upon at least forty-eight hours' prior notice to the Company and the Selling Stockholders shall be delivered by or on behalf of the Selling Stockholders to the Underwriters, through the facilities of the Depository Trust Company ("**DTC**"), for the account of such Underwriter, against payment by or on behalf of such Underwriter of the purchase price therefor by wire transfer of Federal (same-day) funds to the accounts specified by the Sponsor Selling Stockholders and the Custodian, as applicable, to the Underwriters at least forty-eight hours in advance. The time and date of such delivery and payment shall be, with respect to the Firm Shares, [●] a.m., New York City time, on June [●], 2020 or such other time and date as the Underwriters, the Sponsor Selling Stockholders and the Attorneys-in-Fact may agree upon in writing, and, with respect to the Optional Shares, [●] a.m., New York City time, on the date specified by the Underwriters in each written notice given by the Underwriters of the Underwriters' election to purchase such Optional Shares, or such other time and date as the Underwriters, the Sponsor Selling Stockholders and the Attorneys-in-Fact may agree upon in writing. Such time and date for delivery of the Firm Shares is herein called the "**First Time of Delivery**", each such time and date for delivery of the Optional Shares, if not the First Time of Delivery, is herein called the "**Second Time of Delivery**", and each such time and date for delivery is herein called a "**Time of Delivery**".

(b) The documents to be delivered at each Time of Delivery by or on behalf of the parties hereto pursuant to Section 8 hereof, including the cross receipt for the Shares and any additional documents requested by the Underwriters pursuant to Section 8(p) hereof will be delivered at the offices of Wilmer Cutler Pickering Hale and Dorr LLP, 60 State Street, Boston, Massachusetts 02109 (the "**Closing Location**"), and the Shares will be delivered at the office of DTC or its designated custodian, all at such Time of Delivery. A meeting will be held at the Closing Location at [●] p.m., New York City time, on the New York Business Day next preceding such Time of Delivery, at which meeting the final drafts of the documents to be delivered pursuant to the preceding sentence will be available for review by the parties hereto. For the purposes of this Agreement, "**New York Business Day**" shall mean each Monday, Tuesday, Wednesday, Thursday and Friday which is not

a day on which banking institutions in New York are generally authorized or obligated by law or executive order to close.

(5) The Company agrees with each of the Underwriters:

(a) To prepare the Prospectus in a form approved by you and to file such Prospectus pursuant to Rule 424(b) under the Act not later than the Commission's close of business on the second business day following the execution and delivery of this Agreement, or, if applicable, such earlier time as may be required by Rule 430A(a)(3) under the Act; to make no further amendment or any supplement to the Registration Statement or the Prospectus prior to the last Time of Delivery of which you disapprove promptly after reasonable notice thereof; to advise you, promptly after it receives notice thereof, of the time when any amendment to the Registration Statement has been filed or becomes effective or any amendment or supplement to the Prospectus has been filed and to furnish you with copies thereof; to file promptly all materials required to be filed by the Company with the Commission pursuant to Rule 433(d) under the Act; to advise you, promptly after it receives notice thereof, of the issuance by the Commission of any stop order or of any order preventing or suspending the use of any Preliminary Prospectus or other prospectus in respect of the Shares, of the suspension of the qualification of the Shares for offering or sale in any jurisdiction, of the initiation or threatening of any proceeding for any such purpose, or of any request by the Commission for the amending or supplementing of the Registration Statement or the Prospectus or for additional information; and, in the event of the issuance of any stop order or of any order preventing or suspending the use of any Preliminary Prospectus or other prospectus relating to the Shares or suspending any such qualification, to promptly use its best efforts to obtain the withdrawal of such order;

(b) To promptly from time to time take such action as you may reasonably request to qualify the Shares for offering and sale under the securities laws of such jurisdictions as you may request and to comply with such laws so as to permit the continuance of sales and dealings therein in such jurisdictions for as long as may be necessary to complete the distribution of the Shares, provided that in connection therewith the Company shall not be required to qualify as a foreign corporation where not otherwise required or to file a general consent to service of process in any jurisdiction where not otherwise required;

(c) Prior to 10:00 a.m., New York City time, on the New York Business Day next succeeding the date of this Agreement and from time to time, to furnish the Underwriters with written and electronic copies of the Prospectus in New York City in such quantities as you may reasonably request, and, if the delivery of a prospectus (or in lieu thereof, the notice referred to in Rule 173(a) under the Act) is required at any time prior to the expiration of nine months after the time of issue of the Prospectus in connection with the offering or sale of the Shares and if at such time any event shall have occurred as a result of which the Prospectus as then amended or supplemented would include an untrue statement of a material fact or omit to state any material fact necessary in order to make the statements therein, in the light of the circumstances under which they were made when such Prospectus (or in lieu thereof, the notice referred to in Rule 173(a) under the Act) is delivered, not misleading, or, if for any other reason it shall be necessary during such same period to amend or supplement the Prospectus in order to comply with the Act, to notify you and upon your request to prepare and furnish without charge to each Underwriter and to any dealer in securities (whose

names and addresses the Underwriters shall furnish to the Company) as many written and electronic copies as you may from time to time reasonably request of an amended Prospectus or a supplement to the Prospectus which will correct such statement or omission or effect such compliance; and in case any Underwriter is required to deliver a prospectus (or in lieu thereof, the notice referred to in Rule 173(a) under the Act) in connection with sales of any of the Shares at any time nine months or more after the time of issue of the Prospectus, upon your request but at the expense of such Underwriter, to prepare and deliver to such Underwriter as many written and electronic copies as you may request of an amended or supplemented Prospectus complying with Section 10(a)(3) of the Act;

(d) To make generally available to its securityholders as soon as practicable (which may be satisfied by filing its Annual Report on Form 10-K with the Commission's EDGAR system), but in any event not later than sixteen months after the effective date of the Registration Statement (as defined in Rule 158(c) under the Act), an earnings statement of the Company and its subsidiaries (which need not be audited) complying with Section 11(a) of the Act and the rules and regulations of the Commission thereunder (including, at the option of the Company, Rule 158);

(e) (i) During the period beginning from the date hereof and continuing to and including the date that is sixty (60) days after the date of the Prospectus (the "**Company Lock-Up Period**"), not to (A) offer, sell, contract to sell, pledge, grant any option to purchase, make any short sale, lend or otherwise transfer or dispose of, directly or indirectly, or file with or confidentially submit to the Commission a registration statement under the Act relating to, any securities of the Company that are substantially similar to the Shares, including but not limited to any options or warrants to purchase shares of the Company's capital stock or any securities that are convertible into or exchangeable for, or that represent the right to receive, shares of the Company's capital stock or any such substantially similar securities, or publicly disclose the intention to make any offer, sale, pledge, disposition or filing or (B) enter into any swap or other agreement that transfers, in whole or in part, any of the economic consequences of ownership of the Company's capital stock or any such other securities, whether any such transaction described in clause (A) or (B) above is to be settled by delivery of shares of the Company's capital stock or such other securities, in cash or otherwise (other than the Shares to be sold hereunder or pursuant to employee equity-based compensation plans existing on, or upon the conversion or exchange of convertible or exchangeable securities outstanding as of, the date of this Agreement), without the prior written consent of Goldman Sachs & Co. LLC and J.P. Morgan Securities LLC; provided, however, that the restrictions in the foregoing sentence shall not apply to (a) the issuance by the Company of shares of Stock upon the exercise of an option, the settlement of restricted stock units or the conversion or exchange of convertible or exchangeable securities outstanding as of the date of this Agreement and described in the Pricing Prospectus; (b) the issuance by the Company of shares of the Company's capital stock or securities convertible into, exchangeable for or that represent the right to receive shares of the Company's capital stock, in each case pursuant to the Company's employee equity-based compensation plans, incentive plans, stock plans, or other arrangements in place as of the date of this Agreement and described in the Pricing Prospectus; (c) the filing of a registration statement on Form S-8 in connection with the registration of securities granted or to be granted pursuant to any employee equity-based compensation plan, incentive plan, stock plan or dividend reinvestment plan adopted and approved by the Company's board of directors that is described in the Pricing Prospectus; and

(d) the issuance by the Company of shares of Stock in connection with the acquisition of the assets of, or a majority or controlling portion of the equity of, or a joint venture with another entity in connection with its acquisition by the Company or any of its subsidiaries of such entity; provided that the aggregate number of shares of Stock that the Company may issue pursuant to clause (d) shall not exceed 5% of the total number of shares of Stock issued and outstanding as of the date of this Agreement; provided further that each recipient of any shares of Stock issued or sold pursuant to clause (d) executes and delivers to the Underwriters prior to such issuance or sale (as the case may be) an agreement having substantially the same terms as the lock-up letters described in Section 8(j) of this Agreement;

(ii) During the Company Lock-Up Period, to the extent that any agreement between the Company and any holder of Stock or any securities of the Company that are substantially similar to the Shares, including but not limited to any options to purchase shares of the Company's capital stock or any securities that are convertible into or exchangeable for, or that represent the right to receive, shares of the Company's capital stock or any such substantially similar securities, contains or references any restriction similar to the restrictions contained in Annex II or any other form of "lock up" or "market stand-off provision", the Company will not waive any such restriction with respect to any such holder without the prior written consent of Goldman Sachs & Co. LLC and J.P. Morgan Securities LLC and will take all reasonable actions necessary to enforce any such restriction, including imposing stop-transfer instructions with respect to such securities and instructing its transfer agent to place restrictive legends describing such restriction on the certificates or book-entries with respect to such securities;

(f) During a period of three years from the effective date of the Registration Statement, so long as the Company is subject to the reporting requirements of either Section 13 or Section 15(d) of the Exchange Act, to furnish to its stockholders as soon as practicable after the end of each fiscal year an annual report (including a balance sheet and statements of income, stockholders' equity and cash flows of the Company and its consolidated subsidiaries audited by independent public accountants) and, as soon as practicable after the end of each of the first three quarters of each fiscal year (beginning with the fiscal quarter ending after the effective date of the Registration Statement), to make available to its stockholders consolidated summary financial information of the Company and its subsidiaries for such quarter in reasonable detail; provided that no reports, documents or other information need to be furnished pursuant to this Section 5(f) to the extent that they are available on EDGAR.

(g) During a period of three years from the effective date of the Registration Statement, so long as the Company is subject to the reporting requirements of either Section 13 or Section 15(d) of the Exchange Act, to furnish to you copies of all reports or other communications (financial or other) furnished to stockholders, and to deliver to you (i) as soon as they are available, copies of any reports and financial statements furnished to or filed with the Commission or any national securities exchange on which any class of securities of the Company is listed; and (ii) such additional information concerning the business and financial condition of the Company as you may from time to time reasonably request (such financial statements to be on a consolidated basis to the extent the accounts of the Company and its subsidiaries are consolidated in reports furnished to its stockholders generally or to the Commission); provided that no reports, documents or other information need to be furnished pursuant to this Section 5(g) to the extent that they are available on EDGAR.

- (h) To use its reasonable best efforts to maintain the listing of Stock on the Exchange;
- (i) If the Company elects to rely upon Rule 462(b), to file a Rule 462(b) Registration Statement with the Commission in compliance with Rule 462(b) by 10:00 p.m., Washington, D.C. time, on the date of this Agreement, and at the time of filing either pay to the Commission the filing fee for the Rule 462(b) Registration Statement or give irrevocable instructions for the payment of such fee pursuant to Rule 3a(c) of the Commission's Informal and Other Procedures (17 CFR 202.3a);
- (j) Upon request of any Underwriter, to furnish, or cause to be furnished, to such Underwriter an electronic version of the Company's trademarks, service marks and corporate logo for use on the website, if any, operated by such Underwriter for the purpose of facilitating the on-line offering of the Shares (the "**License**"); provided, however, that the License shall be used solely for the purpose described above, is granted without any fee and may not be assigned or transferred;
- (k) To promptly notify the Underwriters if the Company ceases to be an Emerging Growth Company at any time prior to the later of (i) completion of the distribution of the Shares within the meaning of the Act and (ii) completion of the Company Lock-Up Period; and
- (l) To deliver to the Underwriters, on the date of execution of this Agreement, a properly completed and executed Certification Regarding Beneficial Owners of Legal Entity Customers, together with copies of identifying documentation, and to provide such additional supporting documentation as the Underwriters may reasonably request in connection with the verification of the foregoing certification.
- (6) (a) The Company represents and agrees that, without the prior consent of the Underwriters, it has not made and will not make any offer relating to the Shares that would constitute a "free writing prospectus" as defined in Rule 405 under the Act; each Selling Stockholder represents and agrees that, without the prior consent of the Company and the Underwriters, it has not made and will not make any offer relating to the Shares that would constitute a free writing prospectus; and each Underwriter represents and agrees that, without the prior consent of the Company and the other Underwriter, it has not made and will not make any offer relating to the Shares that would constitute a free writing prospectus required to be filed with the Commission; any such free writing prospectus the use of which has been consented to by the Company and the Underwriters is listed on Schedule III(a) hereto;
- (b) The Company represents and agrees that (i) it has not engaged in, or authorized any other person to engage in, any Section 5(d) Communications, other than Section 5(d) Communications with the prior consent of the Underwriters with entities that are qualified institutional buyers as defined in Rule 144A under the Act or institutions that are accredited investors as defined in Rule 501(a) under the Act; and (ii) it has not distributed, or authorized any other person to distribute, any Section 5(d) Writings, other than those distributed with the prior consent of the Underwriters that are listed on Schedule III(d) hereto; and the Company reconfirms that the Underwriters have been authorized to act on its behalf in engaging in Section 5(d) Communications;
- (c) The Company has complied and will comply with the requirements of Rule 433 under the Act applicable to any Issuer Free Writing Prospectus, including timely filing with the Commission

or retention where required and legending; and the Company represents that it has satisfied and agrees that it will satisfy the conditions under Rule 433 under the Act to avoid a requirement to file with the Commission any electronic road show; and

(d) The Company agrees that if at any time following issuance of an Issuer Free Writing Prospectus or Section 5(d) Writing any event occurred or occurs as a result of which such Issuer Free Writing Prospectus or Section 5(d) Writing would conflict with the information in the Registration Statement, the Pricing Prospectus or the Prospectus or would include an untrue statement of a material fact or omit to state any material fact necessary in order to make the statements therein, in the light of the circumstances then prevailing, not misleading, the Company will give prompt notice thereof to the Underwriters and, if requested by the Underwriters, will prepare and furnish without charge to each Underwriter an Issuer Free Writing Prospectus, Section 5(d) Writing or other document which will correct such conflict, statement or omission; provided, however, that this covenant shall not apply to any statements or omissions in an Issuer Free Writing Prospectus or Section 5(d) Writing made in reliance upon and in conformity with the Underwriter Information (as defined below).

(7) The Company and each of the Selling Stockholders covenant and agree with one another and with the several Underwriters that (a) the Company will pay or cause to be paid the following: (i) the fees, disbursements and expenses of the Company's counsel and accountants and one special counsel for the Selling Stockholders in connection with the registration of the Shares under the Act and all other expenses incurred in connection with the preparation, printing, reproduction and filing of the Registration Statement, any Preliminary Prospectus, any Section 5(d) Writing, any Issuer Free Writing Prospectus and the Prospectus and amendments and supplements thereto and the mailing and delivering of copies thereof to the Underwriters and dealers; (ii) the cost of printing or producing any Agreement among Underwriters, this Agreement, the Blue Sky Memorandum, if any, closing documents (including any compilations thereof) and any other documents in connection with the offering, purchase, sale and delivery of the Shares; (iii) all expenses in connection with the qualification of the Shares for offering and sale under state securities laws as provided in Section 5(b) hereof, including the reasonable and documented fees and disbursements of counsel for the Underwriters in connection with such qualification and in connection with the Blue Sky survey; and (iv) the filing fees incident to, and the fees and disbursements of counsel for the Underwriters in connection with, any required review by FINRA of the terms of the sale of the Shares (such fees, disbursements and expenses, including the fees and expenses in (iii) above, not to exceed \$30,000 in the aggregate); and (b) the Company will pay or cause to be paid: (i) the cost of preparing stock certificates, if applicable; (ii) the cost and charges of any transfer agent or registrar; and (iii) all other costs and expenses incident to the performance of its obligations hereunder which are not otherwise specifically provided for in this Section 7; provided that, in connection with the "road show" undertaken in connection with the marketing of the Shares, the Company and the Underwriters will each pay their own costs associated with hotel accommodations. Each Selling Stockholder will pay or cause to be paid all costs and expenses incident to the performance of such Selling Stockholder's obligations hereunder in connection with (i) any fees and expenses of counsel for such Selling Stockholder other than the fees and expenses of the Company's counsel and the Selling Stockholder counsel being paid for by the Company and (ii) all expenses and taxes incident to the sale and delivery of the Shares to be sold by such Selling Stockholder to the Underwriters hereunder.

In connection with clause (ii) of the preceding sentence, the Underwriters agree to pay New York State stock transfer tax, and the Selling Stockholder agrees to reimburse the Underwriters for associated carrying costs if such tax payment is not rebated on the day of payment and for any portion of such tax payment not rebated. It is understood, however, that the Company shall bear, and the Selling Stockholders shall not be required to pay or to reimburse the Company for, the cost of any other matters not directly relating to the sale and purchase of the Shares pursuant to this Agreement, and that, except as provided in this Section 7, and Sections 9, 11 and 13 hereof, the Underwriters will pay all of their own costs and expenses, including the fees of their counsel, stock transfer taxes on resale of any of the Shares by them, and any advertising expenses connected with any offers they may make.

(8) The obligations of the Underwriters hereunder, as to the Shares to be delivered at each Time of Delivery, shall be subject, in their discretion, to the condition that all representations and warranties and other statements of the Company and the Selling Stockholders herein are, at and as of the Applicable Time and such Time of Delivery, true and correct, the condition that the Company and the Selling Stockholders shall have performed all of its and their obligations hereunder theretofore to be performed, and the following additional conditions:

(a) The Prospectus shall have been filed with the Commission pursuant to Rule 424(b) under the Act within the applicable time period prescribed for such filing by the rules and regulations under the Act and in accordance with Section 5(a) hereof; all material required to be filed by the Company pursuant to Rule 433(d) under the Act shall have been filed with the Commission within the applicable time period prescribed for such filing by Rule 433; if the Company has elected to rely upon Rule 462(b) under the Act, the Rule 462(b) Registration Statement shall have become effective by 10:00 p.m., Washington, D.C. time, on the date of this Agreement; no stop order suspending the effectiveness of the Registration Statement or any part thereof shall have been issued and no proceeding for that purpose shall have been initiated or threatened by the Commission; no stop order suspending or preventing the use of the Pricing Prospectus, Prospectus or any Issuer Free Writing Prospectus shall have been initiated or threatened by the Commission; and all requests for additional information on the part of the Commission shall have been complied with to your reasonable satisfaction;

(b) Wilmer Cutler Pickering Hale and Dorr LLP, counsel for the Underwriters, shall have furnished to you such written opinion or opinions, dated such Time of Delivery, in form and substance satisfactory to you, and such counsel shall have received such papers and information as they may reasonably request to enable them to pass upon such matters;

(c) Goodwin Procter LLP, counsel for the Company, shall have furnished to you their written opinion, dated such Time of Delivery, in form and substance satisfactory to you;

(d) The respective counsel for each of the Selling Stockholders, as indicated in Schedule II hereto, each shall have furnished to you their written opinion with respect to each of the Selling Stockholders for whom they are acting as counsel, dated such Time of Delivery, in form and substance satisfactory to you;

(e) On the date of the Prospectus at a time prior to the execution of this Agreement, at 9:30 a.m., New York City time, on the effective date of any post-effective amendment to the Registration Statement filed subsequent to the date of this Agreement and also at each Time of Delivery, BDO USA, LLP shall have furnished to you a letter or letters, dated the respective dates of delivery thereof, in form and substance satisfactory to you, to the effect set forth in Annex I hereto (a copy of the letter furnished prior to the execution of this Agreement is attached as Annex I(a) hereto and a form of the letter to be delivered on the effective date of any post-effective amendment to the Registration Statement and as of each Time of Delivery is attached as Annex I(b) hereto);

(f) (i) Neither the Company nor any of its subsidiaries shall have sustained since the date of the latest audited financial statements included in the Pricing Prospectus any loss or interference with its business from fire, explosion, flood or other calamity, whether or not covered by insurance, or from any labor dispute or court or governmental action, order or decree, otherwise than as set forth or contemplated in the Pricing Prospectus, and (ii) since the respective dates as of which information is given in the Pricing Prospectus there shall not have been any change in the capital stock or long-term debt of the Company or any of its subsidiaries or any change or effect, or any development involving a prospective change or effect, in or affecting (x) the business, properties, general affairs, management, financial position, stockholders' equity, or results of operations of the Company and its subsidiaries, taken as a whole, except as set forth or contemplated in the Pricing Prospectus and the Prospectus, or (y) the ability of the Company to perform its obligations under this Agreement or to consummate the transactions contemplated in the Pricing Prospectus and the Prospectus, the effect of which, in any such case described in clause (i) or (ii), is in your judgment so material and adverse as to make it impracticable or inadvisable to proceed with the public offering or the delivery of the Shares being delivered at such Time of Delivery on the terms and in the manner contemplated in the Pricing Prospectus and the Prospectus;

(g) On or after the Applicable Time (i) no downgrading shall have occurred in the rating accorded the Company's debt securities by any "nationally recognized statistical rating organization", as defined in Section 3(a)(62) of the Exchange Act, and (ii) no such organization shall have publicly announced that it has under surveillance or review, with possible negative implications, its rating of any of the Company's debt securities;

(h) On or after the Applicable Time there shall not have occurred any of the following: (i) a suspension or material limitation in trading in securities generally on the Exchange; (ii) a suspension or material limitation in trading in the Company's securities on the Exchange; (iii) a general moratorium on commercial banking activities declared by either Federal or New York or Massachusetts State authorities or a material disruption in commercial banking or securities settlement or clearance services in the United States; (iv) the outbreak or escalation of hostilities involving the United States or the declaration by the United States of a national emergency or war or (v) the occurrence of any other calamity or crisis or any change in financial, political or economic conditions in the United States or elsewhere, if the effect of any such event specified in clause (iv) or (v) in your judgment makes it impracticable or inadvisable to proceed with the public offering or the delivery of the Shares being delivered at such Time of Delivery on the terms and in the manner contemplated in the Pricing Prospectus and the Prospectus;

- (i) The Shares to be sold at such Time of Delivery shall have been duly listed for trading on the Exchange;
- (j) The Company shall have obtained and delivered to the Underwriters executed copies of an agreement from each director and executive officer of the Company, each Selling Stockholder, Thoma Bravo Partners X, L.P. and Thoma Bravo Partners XI, L.P., substantially to the effect set forth in Annex II hereto in form and substance satisfactory to you;
- (k) FINRA shall have confirmed that it has not raised any objection with respect to the fairness and reasonableness of the underwriting terms and arrangements relating to the offering of the Shares;
- (l) The Company shall have complied with the provisions of Section 5(c) hereof with respect to the furnishing of prospectuses on the New York Business Day next succeeding the date of this Agreement;
- (m) The Company and the Selling Stockholders shall have furnished or caused to be furnished to you at such Time of Delivery certificates of officers of the Company and of the Selling Stockholders, respectively, satisfactory to you as to the accuracy of the representations and warranties of the Company and the Selling Stockholders, respectively, herein at and as of such Time of Delivery, as to the performance by the Company and the Selling Stockholders of all of their respective obligations hereunder to be performed at or prior to such Time of Delivery, as to such other matters as you may reasonably request, and the Company shall have furnished or caused to be furnished certificates as to the matters set forth in subsections (a) and (f) of this Section 8;
- (n) At each Time of Delivery, the Chief Financial Officer of the Company, in his capacity as such, shall have furnished to the Underwriters a certificate in a form agreed by the Underwriters and the Company and dated the respective date of delivery thereof, certifying that certain factual statements in the Registration Statement, the Pricing Prospectus, the Prospectus and any amendment or supplement thereto, are true and correct on and at such Time of Delivery with the same effect as if made on such Time of Delivery;
- (o) At each Time of Delivery, the Underwriters shall have received a certificate of the Secretary of the Company, as to such matters as the Underwriters may reasonably request; and
- (p) At each Time of Delivery, the Company and the Selling Stockholders shall have furnished to the Underwriters such additional information, certificates, opinions or documents as the Underwriters may reasonably request.
- (9) (a) The Company will indemnify and hold harmless each Underwriter against any losses, claims, damages or liabilities, joint or several, to which such Underwriter may become subject, under the Act or otherwise, insofar as such losses, claims, damages or liabilities (or actions in respect thereof) arise out of or are based upon an untrue statement or alleged untrue statement of a material fact contained in the Registration Statement, any Preliminary Prospectus, the Pricing Prospectus or the Prospectus, or any amendment or supplement thereto, or any Issuer Free Writing Prospectus, any “road show” as defined in Rule 433(h) under the Act or any other marketing materials relating to the Shares, or any “issuer information” filed or required to be filed pursuant to Rule 433(d) under

the Act or any Section 5(d) Writing prepared or authorized by the Company, or arise out of or are based upon the omission or alleged omission to state therein a material fact required to be stated therein or necessary to make the statements therein not misleading, and will reimburse each Underwriter for any legal or other expenses reasonably incurred by such Underwriter in connection with investigating or defending any such action or claim as such expenses are incurred; provided, however, that the Company shall not be liable in any such case to the extent that any such loss, claim, damage or liability arises out of or is based upon an untrue statement or alleged untrue statement or omission or alleged omission made in the Registration Statement, any Preliminary Prospectus, the Pricing Prospectus or the Prospectus, or any amendment or supplement thereto, or any Issuer Free Writing Prospectus or any Section 5(d) Writing, in reliance upon and in conformity with the Underwriter Information.

(b) Each Selling Stockholder will, severally and not jointly, indemnify and hold harmless each Underwriter against any losses, claims, damages or liabilities, joint or several, to which such Underwriter may become subject, under the Act or otherwise, insofar as such losses, claims, damages or liabilities (or actions in respect thereof) arise out of or are based upon (i) an untrue statement or alleged untrue statement of a material fact contained in the Registration Statement, any Preliminary Prospectus, the Pricing Prospectus or the Prospectus, or any amendment or supplement thereto, any Issuer Free Writing Prospectus, any roadshow or any Section 5(d) Writing, or (ii) the omission or alleged omission to state therein a material fact required to be stated therein or necessary to make the statements therein not misleading, in each case of clauses (i) and (ii), to the extent, but only to the extent, that such untrue statement or alleged untrue statement or omission or alleged omission was made in the Registration Statement, any Preliminary Prospectus, the Pricing Prospectus or the Prospectus, or any amendment or supplement thereto or any Issuer Free Writing Prospectus, or any roadshow, or any Section 5(d) Writing, in reliance upon and in conformity with the Selling Stockholder Information; and will reimburse each Underwriter for any legal or other expenses reasonably incurred by such Underwriter in connection with investigating or defending any such action or claim as such expenses are incurred; provided, however, that such Selling Stockholder shall not be liable in any such case to the extent that any such loss, claim, damage or liability arises out of or is based upon an untrue statement or alleged untrue statement or omission or alleged omission made in the Registration Statement, any Preliminary Prospectus, the Pricing Prospectus or the Prospectus, or any amendment or supplement thereto, or any roadshow, or any Issuer Free Writing Prospectus or any Section 5(d) Writing, in reliance upon and in conformity with the Underwriter Information; and provided, further, that the liability of each Selling Stockholder pursuant to this subsection (b) shall not exceed the proceeds (net of any underwriting discounts and commissions but before deducting expenses) from the sale of the Shares sold by such Selling Stockholder hereunder (the “**Selling Stockholder Proceeds**”). As used in this Agreement with respect to a Selling Stockholder and an applicable document, “**Selling Stockholder Information**” shall mean the written information furnished to the Company by such Selling Stockholder expressly for use therein; it being understood and agreed upon that the only such information furnished by any Selling Stockholder consists of the following information in the Prospectus furnished on behalf of such Selling Stockholder: (i) the legal name, address and the number of shares of common stock owned by such Selling Stockholder before and after the offering contemplated hereby; and (ii) the other information with respect to such Selling Stockholder (excluding percentages) that appears in the table and corresponding footnotes under the caption “Principal and Selling Stockholders”.

(c) Each Underwriter will indemnify and hold harmless the Company and each Selling Stockholder against any losses, claims, damages or liabilities to which the Company or such Selling Stockholder may become subject, under the Act or otherwise, insofar as such losses, claims, damages or liabilities (or actions in respect thereof) arise out of or are based upon an untrue statement or alleged untrue statement of a material fact contained in the Registration Statement, any Preliminary Prospectus, the Pricing Prospectus or the Prospectus, or any amendment or supplement thereto, or any Issuer Free Writing Prospectus, or any road show, or any Section 5(d) Writing, or arise out of or are based upon the omission or alleged omission to state therein a material fact required to be stated therein or necessary to make the statements therein not misleading, in each case to the extent, but only to the extent, that such untrue statement or alleged untrue statement or omission or alleged omission was made in the Registration Statement, any Preliminary Prospectus, the Pricing Prospectus or the Prospectus, or any amendment or supplement thereto, or any Issuer Free Writing Prospectus or any Section 5(d) Writing in reliance upon and in conformity with the Underwriter Information; and will reimburse the Company and each Selling Stockholder for any legal or other expenses reasonably incurred by the Company or such Selling Stockholder in connection with investigating or defending any such action or claim as such expenses are incurred. As used in this Agreement with respect to an Underwriter and an applicable document, “**Underwriter Information**” shall mean the written information furnished to the Company by such Underwriter expressly for use therein; it being understood and agreed upon that the only such information furnished by any Underwriter consists of the following information in the Prospectus furnished on behalf of each Underwriter: the concession and reallowance figures appearing in the fifth paragraph under the caption “Underwriting”, and the information contained in the tenth paragraph under the caption “Underwriting”.

(d) Promptly after receipt by an indemnified party under subsection (a), (b) or (c) of this Section 9 of notice of the commencement of any action, such indemnified party shall, if a claim in respect thereof is to be made against the indemnifying party under such subsection, notify the indemnifying party in writing of the commencement thereof; provided that the failure to notify the indemnifying party shall not relieve it from any liability that it may have under the preceding paragraphs of this Section 9 except to the extent that it has been materially prejudiced (through the forfeiture of substantive rights or defenses) by such failure; and provided further that the failure to notify the indemnifying party shall not relieve it from any liability that it may have to an indemnified party otherwise than under the preceding paragraphs of this Section 9. In case any such action shall be brought against any indemnified party and it shall notify the indemnifying party of the commencement thereof, the indemnifying party shall be entitled to participate therein and, to the extent that it shall wish, jointly with any other indemnifying party similarly notified, to assume the defense thereof, with counsel reasonably satisfactory to such indemnified party (who shall not, except with the consent of the indemnified party, be counsel to the indemnifying party), and, after notice from the indemnifying party to such indemnified party of its election so to assume the defense thereof, the indemnifying party shall not be liable to such indemnified party under such subsection for any legal expenses of other counsel or any other expenses, in each case subsequently incurred by such indemnified party, in connection with the defense thereof other than reasonable costs of investigation. No indemnifying party shall, without the written consent of the indemnified party, effect the settlement or compromise of, or consent to the entry of any judgment with respect to, any pending or threatened action or claim in respect of which indemnification or contribution may be

sought hereunder (whether or not the indemnified party is an actual or potential party to such action or claim) unless such settlement, compromise or judgment (i) includes an unconditional release of the indemnified party from all liability arising out of such action or claim and (ii) does not include a statement as to or an admission of fault, culpability or a failure to act, by or on behalf of any indemnified party.

(e) If the indemnification provided for in this Section 9 is unavailable to or insufficient to hold harmless an indemnified party under subsection (a), (b) or (c) above in respect of any losses, claims, damages or liabilities (or actions in respect thereof) referred to therein, then each indemnifying party shall contribute to the amount paid or payable by such indemnified party as a result of such losses, claims, damages or liabilities (or actions in respect thereof) in such proportion as is appropriate to reflect the relative benefits received by the Company and the Selling Stockholders on the one hand and the Underwriters on the other from the offering of the Shares and with the proportion among the Company and the Selling Stockholders to reflect the relative fault of the Company and the Selling Stockholders. If, however, the allocation provided by the immediately preceding sentence is not permitted by applicable law, then each indemnifying party shall contribute to such amount paid or payable by such indemnified party in such proportion as is appropriate to reflect not only such relative benefits but also the relative fault of the Company and the Selling Stockholders on the one hand and the Underwriters on the other in connection with the statements or omissions which resulted in such losses, claims, damages or liabilities (or actions in respect thereof), as well as any other relevant equitable considerations and with the proportion among the Company and the Selling Stockholders to reflect the relative fault of the Company and the Selling Stockholders. The relative benefits received by the Selling Stockholders on the one hand and the Underwriters on the other shall be deemed to be in the same proportion as the total net proceeds from the offering (before deducting expenses) received by the Selling Stockholders bear to the total underwriting discounts and commissions received by the Underwriters, in each case as set forth in the table on the cover page of the Prospectus. The relative fault shall be determined by reference to, among other things, whether the untrue or alleged untrue statement of a material fact or the omission or alleged omission to state a material fact relates to information supplied by the Company or the Selling Stockholders on the one hand or the Underwriters on the other and the parties' relative intent, knowledge, access to information and opportunity to correct or prevent such statement or omission. The Company, each of the Selling Stockholders and the Underwriters agree that it would not be just and equitable if contribution pursuant to this subsection (e) were determined by pro rata allocation (even if the Selling Stockholders or the Underwriters were treated as one entity for such purpose) or by any other method of allocation which does not take account of the equitable considerations referred to above in this subsection (e). The amount paid or payable by an indemnified party as a result of the losses, claims, damages or liabilities (or actions in respect thereof) referred to above in this subsection (e) shall be deemed to include any legal or other expenses reasonably incurred by such indemnified party in connection with investigating or defending any such action or claim. Notwithstanding the provisions of this subsection (e), (i) no Underwriter shall be required to contribute any amount in excess of the amount by which the total price at which the Shares underwritten by it and distributed to the public were offered to the public exceeds the amount of any damages which such Underwriter has otherwise been required to pay by reason of such untrue or alleged untrue statement or omission or alleged omission, (ii) the contribution by the Selling Stockholders pursuant to this subsection (e) shall not exceed the Selling Stockholder Proceeds

(without duplication of any amounts such Selling Stockholder has paid under subsection (b) above) and (iii) the Selling Stockholders shall be liable only to the extent that the relevant loss, claim, damage or liability arises out of or is based upon an untrue statement or alleged untrue statement or omission or alleged omission, in each case, which relates to the Selling Stockholder made in the Registration Statement, any Preliminary Prospectus, the Pricing Prospectus or the Prospectus, or any amendment or supplement thereto, or any Issuer Free Writing Prospectus, or any roadshow, or any Section 5(d) Writing, in reliance upon and in conformity with any Selling Stockholder Information furnished to the Underwriters in writing by the Selling Stockholder expressly for use therein. No person guilty of fraudulent misrepresentation (within the meaning of Section 11(f) of the Act) shall be entitled to contribution from any person who was not guilty of such fraudulent misrepresentation. The Underwriters' obligations in this subsection (e) to contribute are several in proportion to their respective underwriting obligations and not joint and the Selling Stockholder's obligations in this subsection (e) to contribute are several in proportion to their Selling Stockholder Proceeds and not joint.

(f) The obligations of the Company and the Selling Stockholders under this Section 9 shall be in addition to any liability which the Company and the Selling Stockholders may otherwise have and shall extend, upon the same terms and conditions, to each employee, officer and director of each Underwriter and each person, if any, who controls any Underwriter within the meaning of the Act and each broker-dealer or other affiliate of any Underwriter; and the obligations of the Underwriters under this Section 9 shall be in addition to any liability which the respective Underwriters may otherwise have and shall extend, upon the same terms and conditions, to each officer and director of the Company and to each person, if any, who controls the Company or any Selling Stockholder within the meaning of the Act.

(g) Notwithstanding anything to the contrary in this Agreement, the aggregate liability of each Selling Stockholder under such Selling Stockholder's representations and warranties contained in Section 1(b) hereof, under any certificate delivered pursuant to this Agreement, under the indemnity and contribution agreements contained in this Section 9, or otherwise pursuant to this Agreement shall not exceed the Selling Stockholder Proceeds received by such Selling Stockholder.

(10) (a) If any Underwriter shall default in its obligation to purchase the Shares that it has agreed to purchase hereunder at a Time of Delivery, you may in your discretion arrange for you or another party or other parties to purchase such Shares on the terms contained herein. If within thirty-six hours after such default by any Underwriter you do not arrange for the purchase of such Shares, then the Selling Stockholders shall be entitled to a further period of thirty-six hours within which to procure another party or other parties satisfactory to you to purchase such Shares on such terms. In the event that, within the respective prescribed periods, you notify the Company and the Selling Stockholders that you have so arranged for the purchase of such Shares, or a Selling Stockholder notifies you that it has so arranged for the purchase of such Shares, you or the Selling Stockholders shall have the right to postpone such Time of Delivery for a period of not more than seven days, in order to effect whatever changes may thereby be made necessary in the Registration Statement or the Prospectus, or in any other documents or arrangements, and the Company agrees to file promptly any amendments or supplements to the Registration Statement or the Prospectus which in your opinion may thereby be made necessary. The term "**Underwriter**" as used in this Agreement shall

include any person substituted under this Section with like effect as if such person had originally been a party to this Agreement with respect to such Shares.

(b) If, after giving effect to any arrangements for the purchase of the Shares of a defaulting Underwriter or Underwriters by you and the Selling Stockholders as provided in subsection (a) above, the aggregate number of such Shares which remains unpurchased does not exceed one-eleventh of the aggregate number of all the Shares to be purchased at such Time of Delivery, then the Selling Stockholders shall have the right to require each non-defaulting Underwriter to purchase the number of Shares which such Underwriter agreed to purchase hereunder at such Time of Delivery and, in addition, to require each non-defaulting Underwriter to purchase its pro rata share (based on the number of Shares which such Underwriter agreed to purchase hereunder) of the Shares of such defaulting Underwriter or Underwriters for which such arrangements have not been made; but nothing herein shall relieve a defaulting Underwriter from liability for its default.

(c) If, after giving effect to any arrangements for the purchase of the Shares of a defaulting Underwriter or Underwriters by you and the Selling Stockholders as provided in subsection (a) above, the aggregate number of such Shares which remains unpurchased exceeds one-eleventh of the aggregate number of all of the Shares to be purchased at such Time of Delivery, or if the Selling Stockholders shall not exercise the right described in subsection (b) above to require non-defaulting Underwriters to purchase Shares of a defaulting Underwriter or Underwriters, then this Agreement (or, with respect to a Second Time of Delivery, the obligations of the Underwriters to purchase and of the Selling Stockholders to sell the Optional Shares) shall thereupon terminate, without liability on the part of any non-defaulting Underwriter, the Company or the Selling Stockholders, except for the expenses to be borne by the Company, the Selling Stockholders and the Underwriters as provided in Section 7 hereof and the indemnity and contribution agreements in Section 9 hereof; but nothing herein shall relieve a defaulting Underwriter from liability for its default.

(11) The respective indemnities, agreements, representations, warranties and other statements of the Company, the Selling Stockholders and the several Underwriters, as set forth in this Agreement or made by or on behalf of them, respectively, pursuant to this Agreement, shall remain in full force and effect, regardless of any investigation (or any statement as to the results thereof) made by or on behalf of any Underwriter or any controlling person of any Underwriter, or the Company, or any of the Selling Stockholders, or any officer or director or controlling person of the Company, or any controlling person of any Selling Stockholder, and shall survive delivery of and payment for the Shares.

(12) If this Agreement shall be terminated pursuant to Section 10 hereof, neither the Company nor the Selling Stockholders shall then be under any liability to any Underwriter except as provided in Sections 7, 9 and 11 hereof; but, if for any other reason any Shares are not delivered by or on behalf of any of the Selling Stockholders as provided herein (other than pursuant to clauses (i), (iii), (iv) or (v) of Section 8(h) hereof), each of the Selling Stockholders pro rata (based on the number of Shares to be sold by such Selling Stockholder hereunder) will reimburse the Underwriters through you for all reasonable and documented out-of-pocket expenses approved in writing by you, including reasonable and documented fees and disbursements of counsel, reasonably incurred by the Underwriters in making preparations for the purchase, sale and delivery of the Shares not so

delivered, but the Company and the Selling Stockholders shall then be under no further liability to any Underwriter except as provided in Sections 7, 9 and 11 hereof.

(13) In all dealings hereunder, you shall act on behalf of each of the Underwriters, and the parties hereto shall be entitled to act and rely upon any statement, request, notice or agreement on behalf of any Underwriter made or given by you jointly or by Goldman Sachs & Co. LLC or J.P. Morgan Securities LLC on behalf of you as the Underwriters; and in all dealings with any POA Selling Stockholder hereunder, you and the Company shall be entitled to act and rely upon any statement, request, notice or agreement on behalf of such POA Selling Stockholder made or given by any or all of the Attorneys-in-Fact for such POA Selling Stockholder.

In accordance with the requirements of the USA Patriot Act (Title III of Pub. L. 107-56 (signed into law October 26, 2001)), the Underwriters are required to obtain, verify and record information that identifies their respective clients, including the Company and the Selling Stockholders, which information may include the name and address of their respective clients, as well as other information that will allow the Underwriters to properly identify their respective clients.

All statements, requests, notices and agreements hereunder shall be in writing, and if to the Underwriters shall be delivered or sent by mail, telex or facsimile transmission to the Underwriters c/o Goldman Sachs & Co. LLC, 200 West Street, New York, New York 10282, Attention: Registration Department; and J.P. Morgan Securities LLC, 383 Madison Avenue, New York, New York 10179, Attention: Equity Syndicate Desk; if to any Selling Stockholder shall be delivered or sent by mail, telex or facsimile transmission to counsel for such Selling Stockholder at its address set forth in Schedule II hereto; if to the Company shall be delivered or sent by mail, telex or facsimile transmission to the address of the Company set forth on the cover of the Registration Statement, Attention: Secretary; and if to any stockholder that has delivered a lock-up letter described in Section 8(j) hereof shall be delivered or sent by mail to his or her respective address in Schedule IV hereto or such other address as such stockholder provides in writing to the Company; provided, however, that any notice to an Underwriter pursuant to Section 9(c) hereof shall be delivered or sent by mail, telex or facsimile transmission to such Underwriter at its address set forth in its Underwriters' Questionnaire or telex constituting such Questionnaire, which address will be supplied to the Company or the Selling Stockholders by you on request; provided further that notices under Section 5(e) shall be in writing, and if to the Underwriters shall be delivered or sent by mail, telex or facsimile transmission to you as one of the Underwriters at Goldman Sachs & Co. LLC, 200 West Street, New York, New York 10282, Attention: Registration Statement; provided further that notices under Section 11 shall be in writing. Any such statements, requests, notices or agreements shall take effect upon receipt thereof.

(14) This Agreement shall be binding upon, and inure solely to the benefit of, the Underwriters, the Company and the Selling Stockholders and, to the extent provided in Sections 9, 11 and 12 hereof, the officers and directors of the Company and each person who controls the Company, any Selling Stockholder or any Underwriter, and their respective heirs, executors, administrators, successors and assigns, and no other person shall acquire or have any right under or by virtue of

this Agreement. No purchaser of any of the Shares from any Underwriter shall be deemed a successor or assign by reason merely of such purchase.

(15) Time shall be of the essence of this Agreement. As used herein, the term “business day” shall mean any day when the Commission’s office in Washington, D.C. is open for business.

(16) (a) The Company and the Selling Stockholders acknowledge and agree that (i) the purchase and sale of the Shares pursuant to this Agreement is an arm’s-length commercial transaction between the Company and the Selling Stockholders, on the one hand, and the several Underwriters, on the other, (ii) in connection therewith and with the process leading to such transaction each Underwriter is acting solely as a principal and not the agent or fiduciary of the Company or any Selling Stockholder, (iii) no Underwriter has assumed an advisory or fiduciary responsibility in favor of the Company or any Selling Stockholder with respect to the offering contemplated hereby or the process leading thereto (irrespective of whether such Underwriter has advised or is currently advising the Company or any Selling Stockholder on other matters) or any other obligation to the Company or any Selling Stockholder except the obligations expressly set forth in this Agreement and (iv) the Company and each Selling Stockholder has consulted its own legal and financial advisors to the extent it deemed appropriate. The Company and each Selling Stockholder agrees that it will not claim that the Underwriters, or any of them, has rendered advisory services of any nature or respect, or owes a fiduciary or similar duty to the Company or any Selling Stockholder, in connection with such transaction or the process leading thereto.

(b) If any Selling Stockholder is (1) an employee benefit plan subject to Title I of ERISA, (2) a plan or account subject to Section 4975 of the Code or (3) an entity deemed to hold “plan assets” of any such plan or account, then such Selling Stockholder hereby represents, solely for purposes of assisting each Underwriter in forming a reasonable belief as to the following in order to enable the Underwriter to rely on the exception from fiduciary status under U.S. Department of Labor Regulations set forth in Section 29 CFR 2510.3-21(c)(1), that such Selling Stockholder is acting through a fiduciary that: (i) is an entity specified in Section 29 CFR 2510.3-21(c)(1)(i)(A)-(E); (ii) is independent (for purposes of Section 29 CFR 2510.3-21(c)(1)) of each Underwriter; (iii) is capable of evaluating investment risks independently, both in general and with regard to particular transactions and investment strategies, including such Selling Stockholder’s transactions with each Underwriter hereunder; (iv) has been advised that, with respect to each Underwriter, neither the Underwriter nor any of its respective affiliates has undertaken or will undertake to provide impartial investment advice, or has given or will give advice in a fiduciary capacity, in connection with such Selling Stockholder’s transactions with the Underwriter contemplated hereby; (v) is a “fiduciary” under Section 3(21)(a) of ERISA or Section 4975(e)(3) of the Code, or both, as applicable with respect to, and is responsible for exercising independent judgment in evaluating, such Selling Stockholder’s transactions with each Underwriter contemplated hereby; and (vi) understands and acknowledges the existence and nature of the underwriting discounts, commissions and fees, and any other related fees, compensation arrangements or financial interests, described in the Pricing Disclosure Package and the Prospectus; and understands, acknowledges and agrees that no such fee or other compensation is a fee or other compensation for the provision of investment advice, and that none of the Underwriters nor any of their respective affiliates, nor any of their respective directors, officers, members, partners, employees, principals or agents has received or will receive

a fee or other compensation from such Selling Stockholder or such fiduciary for the provision of investment advice (rather than other services) in connection with such Selling Stockholder's transactions with each Underwriter contemplated hereby.

(17) This Agreement supersedes all prior agreements and understandings (whether written or oral) between or among the Company, the Selling Stockholders and the Underwriters, or any of them, with respect to the subject matter hereof.

(18) This Agreement shall be governed by and construed in accordance with the laws of the State of New York without regard to principles of conflict of laws that would result in the application of the laws of any other jurisdiction. The Company and each Selling Stockholder agree that any suit or proceeding arising in respect of this Agreement or any transaction contemplated by this Agreement will be tried exclusively in the U.S. District Court for the Southern District of New York or, if that court does not have subject matter jurisdiction, in any state court located in The City and County of New York and the Company and each Selling Stockholder agree to submit to the jurisdiction of, and to venue in, such courts.

(19) The Company, each Selling Stockholder and each of the Underwriters hereby irrevocably waive, to the fullest extent permitted by applicable law, any and all right to trial by jury in any legal proceeding arising out of or relating to this Agreement or the transactions contemplated hereby.

(20) This Agreement and any transaction contemplated by this Agreement may be executed by any one or more of the parties hereto in any number of counterparts, each of which shall be deemed to be an original, but all such counterparts shall together constitute one and the same instrument.

(21) Notwithstanding anything herein to the contrary, the Company and the Selling Stockholders are authorized to disclose to any persons the U.S. federal and state income tax treatment and tax structure of the potential transaction and all materials of any kind (including tax opinions and other tax analyses) provided to the Company and the Selling Stockholders relating to that treatment and structure, without the Underwriters imposing any limitation of any kind. However, any information relating to the tax treatment and tax structure shall remain confidential (and the foregoing sentence shall not apply) to the extent necessary to enable any person to comply with securities laws. For this purpose, "tax structure" is limited to any facts that may be relevant to that treatment.

(22) Recognition of the U.S. Special Resolution Regimes.

(a) In the event that any Underwriter that is a Covered Entity becomes subject to a proceeding under a U.S. Special Resolution Regime, the transfer from such Underwriter of this Agreement, and any interest and obligation in or under this Agreement, will be effective to the same extent as the transfer would be effective under the U.S. Special Resolution Regime if this Agreement, and any such interest and obligation, were governed by the laws of the United States or a state of the United States.

(b) In the event that any Underwriter that is a Covered Entity or a BHC Act Affiliate of such Underwriter becomes subject to a proceeding under a U.S. Special Resolution Regime, Default Rights under this Agreement that may be exercised against such Underwriter are permitted to be

exercised to no greater extent than such Default Rights could be exercised under the U.S. Special Resolution Regime if this Agreement were governed by the laws of the United States or a state of the United States.

(c) For purposes of this Section 22, a “**BHC Act Affiliate**” has the meaning assigned to the term “affiliate” in, and shall be interpreted in accordance with, 12 U.S.C. § 1841(k). “**Covered Entity**” means any of the following: (i) a “covered entity” as that term is defined in, and interpreted in accordance with, 12 C.F.R. § 252.82(b); (ii) a “covered bank” as that term is defined in, and interpreted in accordance with, 12 C.F.R. § 47.3(b); or (iii) a “covered FSI” as that term is defined in, and interpreted in accordance with, 12 C.F.R. § 382.2(b). “**Default Right**” has the meaning assigned to that term in, and shall be interpreted in accordance with, 12 C.F.R. §§ 252.81, 47.2 or 382.1, as applicable. “**U.S. Special Resolution Regime**” means each of (i) the Federal Deposit Insurance Act and the regulations promulgated thereunder and (ii) Title II of the Dodd-Frank Wall Street Reform and Consumer Protection Act and the regulations promulgated thereunder.

If the foregoing is in accordance with your understanding, please indicate your acceptance of this Agreement by signing below, and upon the acceptance hereof by you, on behalf of each of the Underwriters, this letter and such acceptance hereof shall constitute a binding agreement among each of the Underwriters, the Company and each of the Selling Stockholders. It is understood that your acceptance of this letter on behalf of each of the Underwriters is pursuant to the authority set forth in a form of Agreement among Underwriters, the form of which shall be submitted to the Company and the Selling Stockholders for examination, upon request, but without warranty on your part as to the authority of the signers thereof.

Any person executing and delivering this Agreement as Attorney-in-Fact for a Selling Stockholder represents by so doing that he has been duly appointed as Attorney-in-Fact by such Selling Stockholder pursuant to a validly existing and binding Power of Attorney that authorizes such Attorney-in-Fact to take such action.

[Remainder of page intentionally left blank]

Very truly yours,

Dynatrace, Inc.

By: _____

Name:

Title:

Selling Stockholders

By: _____

Name:

Title:

As Attorney-in-Fact acting on behalf of each of the POA Selling Stockholders
named in Schedule II to this Agreement.

Thoma Bravo Fund X, L.P.

By: _____

Name:

Title:

Thoma Bravo Fund X-A, L.P.

By: _____

Name:

Title:

Thoma Bravo Fund XI, L.P.

By: _____

Name:

Title:

Thoma Bravo Fund XI-A, L.P.

By: _____

Name:

Title:

Thoma Bravo Executive Fund XI, L.P.

By: _____

Name:

Title:

Thoma Bravo Special Opportunities Fund I, L.P.

By: _____

Name:

Title:

Thoma Bravo Special Opportunities Fund I AIV, L.P.

By: _____

Name:

Title:

Accepted as of the date hereof in
New York, New York:

Goldman Sachs & Co. LLC

By: _____
Name:
Title:

J.P. Morgan Securities LLC

By: _____
Name:
Title:

On behalf of each of the Underwriters

[Signature Page to Underwriting Agreement]

SCHEDULE I

<u>Underwriter</u>	<u>Total Number of Firm Shares to be Purchased</u>	<u>Number of Optional Shares to be Purchased if Maximum Option Exercised</u>
Goldman Sachs & Co. LLC	[•]	[•]
J.P. Morgan Securities LLC	[•]	[•]
Total	25,000,000	3,750,000

SCHEDULE II

	Total Number of Firm Shares to be Sold	Number of Optional Shares to be Sold if Maximum Option Exercised
<i>The Sponsor Selling Stockholders:</i>		
Thoma Bravo Executive Fund XI, L.P. (+)	[●]	[●]
Thoma Bravo Fund X, L.P. (+)	[●]	[●]
Thoma Bravo Fund X-A, L.P. (+)	[●]	[●]
Thoma Bravo Fund XI, L.P. (+)	[●]	[●]
Thoma Bravo Fund XI-A, L.P. (+)	[●]	[●]
Thoma Bravo Special Opportunities Fund I, L.P. (+)	[●]	[●]
Thoma Bravo Special Opportunities Fund I AIV, L.P. (+)	[●]	[●]
<i>Custody Agreement and Power of Attorney Selling Stockholders:</i>		
Accolade Partners V, L.P. (*)	[●]	[●]
Alaska Permanent Fund Corporation (*)	[●]	[●]
AM 2014 CO C.V. (*)	[●]	[●]
AP Copper 2014 I C.V. (*)	[●]	[●]
AP Copper 2014 II C.V. (*)	[●]	[●]
ARCC CP LLC (*)	[●]	[●]
ATRS/FP Private Equity Fund, L.P. (*)	[●]	[●]
Columbia NB Crossroads Fund II, LP (*)	[●]	[●]
Concordia Retirement Plan (*)	[●]	[●]
Co-op Retirement Plan Trust (*)	[●]	[●]
Howard Hughes Medical Institute (*)	[●]	[●]
Manulife Private Equity Partners L.P. (*)	[●]	[●]
MCP X AIV-II, L.P. (*)	[●]	[●]
Memorial Sloan-Kettering Cancer Center Pension Trust (*)	[●]	[●]
NBPD Compuware Holdings LP (*)	[●]	[●]
Pathway Private Equity Fund CV-A, LP (*)	[●]	[●]
Pathway Private Equity Fund XXV, LP (*)	[●]	[●]
PEG Direct Global Private Equity Institutional Investors V LLC (*)	[●]	[●]
PEG U.S. Corporate Finance Institutional Offshore Investors V L.P. (*)	[●]	[●]
PEG U.S. Direct Corporate Finance Institutional Investors V LLC (*)	[●]	[●]

San Bernadino County Employees' Retirement Association (*)	[●]	[●]
The Kroger Co. Master Retirement Trust (*)	[●]	[●]
UFCW Consolidated Pension Fund (*)	[●]	[●]
James K. Lines (*)	[●]	[●]
Kevin C. Burns Irrevocable GST Trust of 2018 (*)	[●]	[●]
Kevin C. Burns Irrevocable Non-Grantor Trust of 2018 (*)	[●]	[●]
George Michael Maciag (*)	[●]	[●]
Stephen J. Pace (*)	[●]	[●]
John Van Siclen (*)	[●]	[●]
Nancy R. Van Siclen 2019 Irrevocable Trust (*)	[●]	[●]
Total	<u>25,000,000</u>	<u>3,750,000</u>

(+) This Selling Stockholder is represented by Kirkland & Ellis LLP, 300 North LaSalle, Chicago, IL 60654.

(*) This Selling Stockholder is represented by Whalen LLP, 1601 Dove Street, Suite 270, Newport Beach, CA 92660, and has appointed John Van Siclen, Kevin Burns and Craig Newfield, and each of them, as the Attorneys-in-Fact for such Selling Stockholder.

SCHEDULE III

- (a) Issuer Free Writing Prospectuses not included in the Pricing Disclosure Package:

Electronic roadshow dated [●], 2020

- (b) Additional documents incorporated by reference:

None

- (c) Information that, together with the Pricing Prospectus, comprises the Pricing Disclosure Package:

The public offering price per share for the Shares is \$[●].

The number of Shares purchased by the Underwriters is [●].

- (d) Section 5(d) Writings:

None

SCHEDULE IV

Name of Stockholder	Address

ANNEX I

FORM OF COMFORT LETTER

ANNEX I(a)

**COPY OF COMFORT LETTER FURNISHED
PRIOR TO EXECUTION OF THIS AGREEMENT**

ANNEX I(b)
FORM OF COMFORT LETTER TO BE DELIVERED
AT EACH TIME OF DELIVERY

ANNEX II

FORM OF LOCK-UP AGREEMENT

June 1, 2020

Dynatrace, Inc.
1601 Trapelo Road, Suite 116
Waltham, MA 02451

Re: Securities Registered under Registration Statement on Form S-1

We have acted as counsel to you (the "Company") in connection with your filing of a Registration Statement on Form S-1 (as amended or supplemented, the "Registration Statement") pursuant to the Securities Act of 1933, as amended (the "Securities Act"), relating to the offer and sale of up to 25,000,000 shares of Common Stock (the "Shares"), to be sold by the selling stockholders listed in the Registration Statement under "Principal and Selling Stockholders" (the "Selling Stockholders"), including 3,750,000 shares purchasable by the underwriters upon their exercise of an option to purchase additional shares granted to the underwriters by the Selling Stockholders. The Shares are being sold to the several underwriters named in, and pursuant to, an underwriting agreement among the Company, the Selling Stockholders and such underwriters.

We have reviewed such documents and made such examination of law as we have deemed appropriate to give the opinions set forth below. We have relied, without independent verification, on certificates of public officials and, as to matters of fact material to the opinions set forth below, on certificates of officers of the Company.

The opinion set forth below is limited to the Delaware General Corporation Law.

Based on the foregoing, we are of the opinion that the Shares have been duly authorized and validly issued and are fully paid and non-assessable.

We hereby consent to the inclusion of this opinion as Exhibit 5.1 to the Registration Statement and to the references to our firm under the caption "Legal Matters" in the Registration Statement. In giving our consent, we do not admit that we are in the category of persons whose consent is required under Section 7 of the Securities Act or the rules and regulations thereunder.

Very truly yours,

/s/ Goodwin Procter LLP

GOODWIN PROCTER LLP

Consent of Independent Registered Public Accounting Firm

We hereby consent to the use in the Prospectus constituting a part of this Registration Statement of our report dated May 27, 2020, relating to the consolidated financial statements of Dynatrace, Inc., which is contained in that Prospectus.

We also consent to the reference to us under the caption “Experts” in the Prospectus.

/s/ BDO USA, LLP

Troy, Michigan

June 1, 2020